

**Title:** Reduction of respiratory syncytial virus burden of disease observed in primary care diagnosis of children under 5 years old during the COVID-19 pandemic: a time-series analysis using routinely collected data from primary care electronic health records in Catalonia (Spain).

**Authors:** Ermengol Coma (<https://orcid.org/0000-0001-8000-3321>)<sup>1</sup>, Jorgina Vila (<https://orcid.org/0000-0001-9715-0627>)<sup>2</sup>, Leonardo Méndez-Boo (<https://orcid.org/0000-0002-9215-4378>)<sup>1</sup>, Andrés Antón (<http://orcid.org/0000-0002-1476-0815>)<sup>3</sup>, Núria Mora<sup>1,4</sup>, Francesc Fina<sup>1</sup>, Mireia Fàbregas (<https://orcid.org/0000-0002-7359-1986>)<sup>1</sup>, Manuel Medina<sup>1</sup>,

**Affiliations:**

1. Sistemes d'Informació dels Serveis d'Atenció Primària (SISAP), Institut Català de la Salut (ICS), Barcelona, Spain
2. Hospitalization Unit, Department of Pediatrics, Hospital Universitari Vall d'Hebron, Vall d'Hebron Barcelona Hospital Campus, Passeig Vall d'Hebron 119-129, 08035 Barcelona, Spain
3. Respiratory Viruses Unit, Virology Section, Microbiology Department, Hospital Universitari Vall d'Hebron, Vall d'Hebron Barcelona Hospital Campus, Passeig Vall d'Hebron 119-129, 08035, Barcelona, Spain
4. Fundació Institut Universitari per a la recerca a l'Atenció Primària de Salut Jordi Gol i Gurina (IDIAPJGol), Barcelona, Spain

**Corresponding author:** Ermengol Coma

**Corresponding author email:** [ecomaredon@gencat.cat](mailto:ecomaredon@gencat.cat)

**Corresponding author phone::** +34 934 82 46 71

## **Abstract:**

**Background:** Great reductions of respiratory syncytial virus (RSV) in children were observed during the 2020 Southern hemisphere winter.

**Aim:** To describe trends of RSV related disease in children in the Northern hemisphere and to propose a low cost clinical surveillance system based on primary care electronic health records (EHR).

**Methods:** Time series analysis of RSV-related disease and virus laboratory-confirmations in children under 5 years old from 1 September 2009 to 16 January 2021. We collected RSV diagnoses from primary care EHR in Catalonia (Spain). We compared the trend of RSV in the season 2020-2021 with that in the previous seasons. We estimated the expected RSV cases with data from 2009 to 2018 using a time series regression adjusted by seasonality. We used the same method to estimate the expected RSV laboratory-confirmations as a sensitivity analysis.

### **Results:**

In previous seasons, RSV-related disease peaks in Catalonia during the weeks 52 and 53. However in the 2020-2021 period, we observed a reduction of 87.6% (95% CI: 82.7% to 90.3%) in RSV-related disease from October 2020 compared to the expected. Only 1 RSV case was laboratory-confirmed during the 2020-2021 season until mid-January.

**Conclusions:** We observed a nearly absence of RSV-related disease and laboratory-confirmations during the weeks when RSV usually peaks in Catalonia. The use of primary care EHR could be a low-cost surveillance system to monitorize trends of RSV the coming months.

**Keywords:** Respiratory Syncytial Virus; COVID-19; coronavirus; public health surveillance; electronic health records; primary care

**Conflict of interest:** None declared.

**Funding statement:**

AA and JV's work was partially supported by national Plan of R + D + I 2008–2011 and by Carlos III Health Institute, Subdirectorate-General of networks and cooperative research Centers, Spanish Ministry of Economy and Competitiveness, Spanish Network for Research in Infectious Diseases (REIPI RD16/0016/0003); By Health Research Fund, Spanish Ministry of Economy and Competitiveness (grants FIS PI14/01838 and PI18/00685); and European Regional Development Fund (ERDF).

**Acknowledgments:**

The authors of this paper would like to thank all health care professionals in Catalonia for their work and resilience providing care to the catalan population during these difficult times. We also would like to acknowledge the efforts of all members of the SISAP team during the last months.

**Authors' contributions:** All authors contributed to the design of the study, the interpretation of the results, and reviewed the manuscript. EC, LM and NM had access to the EHR data and acted as guarantors. AA had access to the laboratory-confirmation data. NM performed the statistical analysis. EC, AA, LM and JV wrote the first draft of the manuscript. All authors critically revised the manuscript. The corresponding author attests that all listed authors meet authorship criteria and that no others meeting the criteria have been omitted.

## Background:

Respiratory syncytial virus (RSV) is the largest cause of hospitalisation in under-5s, and most children get infected by 2 years of age [1]. The RSV epidemic in the Northern hemisphere occurs every year during December (between weeks 52 and 53), before the influenza epidemic [2,3]. RSV is the main etiological agent of acute bronchiolitis, the most common lower respiratory tract infection in infancy and the leading cause of morbidity in infants less than one year old [4].

During the Southern hemisphere winter, some countries have observed an impact of the COVID-19 pandemic and related control measures on transmission of influenza and RSV. In Australia, RSV cases have been reduced by 98% and influenza by 99.4% [5]. In the Northern hemisphere, some studies highlighted the immediate effects of lockdown, stay at home orders and school closures on transmission of respiratory infections in children [6].

Up to date, Catalonia (Spain) has suffered two waves of COVID-19 pandemic as stated in the figures from the official website of the Catalan Health Department, Dadescovid.cat (<https://dadescovid.cat/>). One starting mid March and the second starting early October 2020, and is amid a rise from its last valley on 8 December 2020. Spain, as many other countries, established a national lockdown on March 14 [7]. Educational settings reopened in September with mitigation strategies [8], and remained open during the second wave.

Some studies have suggested that clinical diagnoses from digital records could be useful for the RSV surveillance [9]. In Catalonia, most of the primary care practices use the same electronic health record system (EHR), covering > 6 million people (88% of the total population). EHR data have been previously validated and used extensively for research on analysis of infectious diseases trends during COVID-19 pandemic [10].

We aim to describe the current trend of annual RSV epidemic and the associated respiratory disease in children in Catalonia compared to the previous ten years in the context of the COVID-19 pandemic, using data from primary care EHR as a clinical surveillance system for RSV-related disease in children.

## Methods:

Time series analysis of RSV clinical diagnoses in all primary care settings in Catalonia and RSV laboratory-confirmations performed in Hospital Universitari Vall d'Hebron (Barcelona, Catalonia, Spain), one of the largest hospital complexes in Spain. Daily counts of RSV-related diseases were retrospectively extracted from the primary care electronic health records (EHR).

We included all children younger than 5 years old with a clinical diagnosis of suspected RSV infection according to ICD-10 codes registered in the EHR: J21 (Acute bronchiolitis), J21.0 (Acute bronchiolitis due to RSV), J21.9 (Acute bronchiolitis, unspecified) and B97.4 (Respiratory syncytial virus as the cause of diseases classified elsewhere). Hospital laboratory-confirmations for RSV in respiratory specimens from children of ages <5 years who were attended at hospital, were performed by using direct immunofluorescence antigen detection (D3 Ultra 8™ DFA Respiratory Virus Screening & Identification Kit, Diagnostic HYBRIDS, USA) or real-time multiplex RT-PCR (Anyplex™ II RV16 Detection kit, Seegene, South Korea, during the 2014-2015 season; and Allplex™ Respiratory Panel, Seegene, South Korea, from 2015-2016 to 2017-2018). The detection of RSV during epidemics with rapid tests was performed using an immunofluorescent assay (Sofia RSV FIA, Quidel, CA, USA) or a rapid molecular test (GeneXpert Flu or Flu/RSV XC, Cepheid, CA, USA). If the rapid test was negative, the study was extended to the diagnosis of other respiratory viruses, as described in Gimferrer et al [2].

The study period included 12 epidemiological seasons from 1 September 2009 (2009-2010 season) to 16 January 2021 (2020-2021 season).

### Statistical analysis

Daily counts of RSV cases were computed based on the frequency of cases recorded in the previous 7-day period to avoid weekly effects on recording practice.

We obtained the expected cases for the study period using a time series regression adjusted by seasonality. Dataset was divided into two sets: training set (from September 2009 to August 2019) and analysis set (from September 2019 to January 2021). We used the training set to adjust the model and we projected the estimated time series to our analysis set. We calculated 95% confidence interval (CI) for each estimate. Reduction of RSV was defined as the difference between the expected minus the observed for all periods in which the observed number was below the lower 95% CI.

As a sensitivity analysis to test if there is a limitation related to the fact that we have used primary care EHR and RSV related disease, we performed the same time-series analysis with RSV laboratory-confirmation from Hospital Universitari Vall d'Hebron with data available between week 40 2013 and week 1 2021 (previous data was missing). Weekly counts of RSV cases were computed using the same method described above.

All analyses were performed in R v.3.5.1 [11]. EHR data and analytical code are provided at [https://github.com/ErmengolComa/RSV\\_.git](https://github.com/ErmengolComa/RSV_.git) . Laboratory-confirmation data are available only under reasonable request.

### **Ethical statement**

This study was done in accordance with existing statutory and ethical approvals from the Clinical Research Ethics Committee of the IDIAPJGol (project code: 20/172-PCV) and the Vall d'Hebron Hospital Campus Clinical Research Ethics Committee (PR(AMI)556/2020).

### **Results:**

From 1 September 2009 to 16 January 2021, we observed 190,131 RSV-related diseases of whom 178,817 (94%) were diagnosed in the population under two years of age and 42.2% were female. The average number of RSV cases for seasons 2009-2010 to 2018-2019 was 17,517; for season 2019-2020 was 13,432 and only 1,534 for the 2020-2021 season (until 16 January). Numbers of new RSV-related disease cases by age and sex are shown in Supplementary Table 1.

Figure 1 presents the trend of RSV-related disease since 2009 for children under 5 years of age. The 2020-2021 season presents a reduction of cases compared to previous years.

**Figure 1. Trends of RSV-related disease diagnosis from September 2009 in children under 5 years old.**

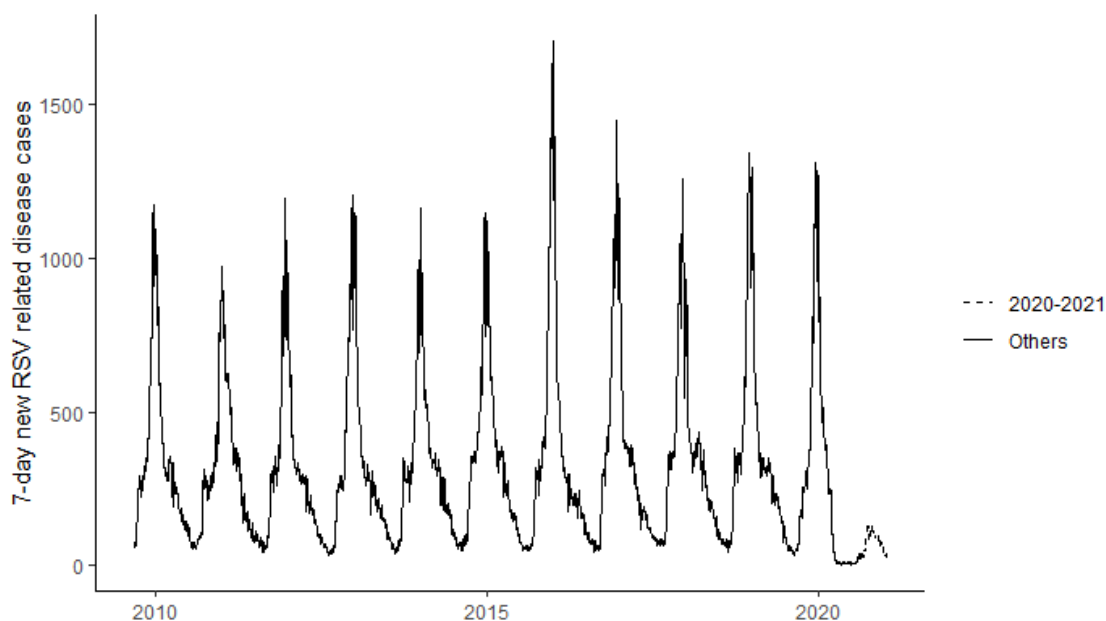
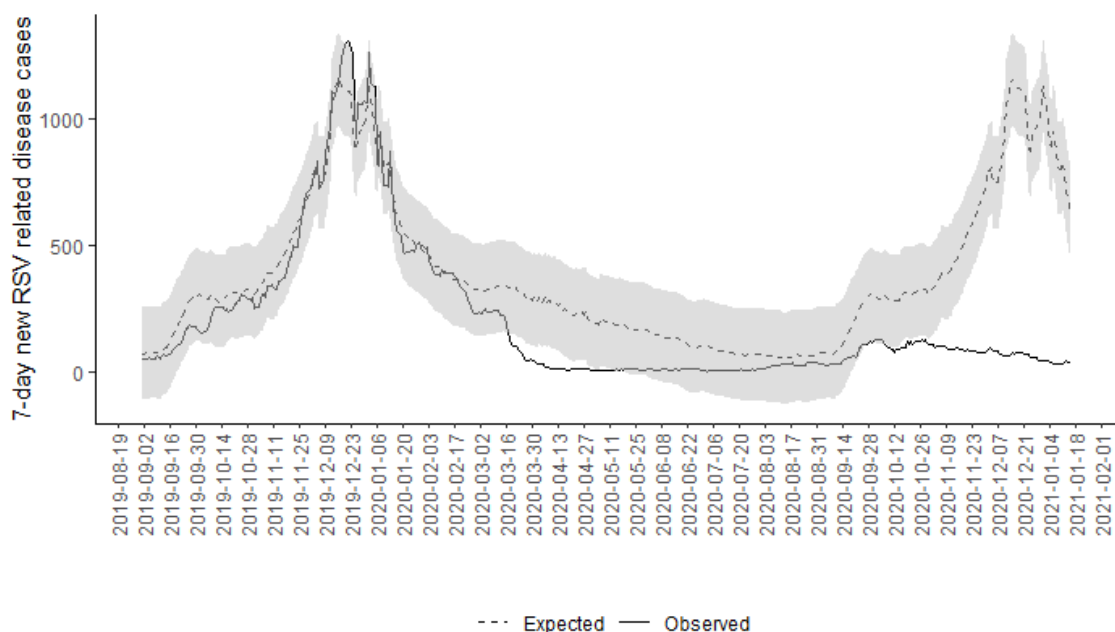


Figure 2 shows the observed and estimated number of 7-day new RSV-related diseases (with 95% CI) for the analysis set. We observed that RSV cases remain between the 95% CI during the 2019-2020 winter, with lower observed cases than expected in March, April and May 2020. However, during the 2020-2021 period, RSV cases were under the expected throughout the all season, since October when RSV usually starts to circulate, but especially the weeks when it was estimated to be the peak. Overall, the number of RSV reductions accounted for 8,234 less cases resulting in a 87.58% percentage reduction according to the expected (95% CI: 82.69% to 90.31%) from 7 October 2020 to 16 January 2021 (Table 1.)

**Figure 2. Observed and expected (with 95% CI) new RSV-related disease cases in a 7-day period from September 2019 to January 2021 in Catalonia in children under 5 years old.**



**Table 1 Number and percentage of reduction of RSV-related disease in Catalonia per period compared to the expected and the number of consecutive days with less observed cases than expected.**

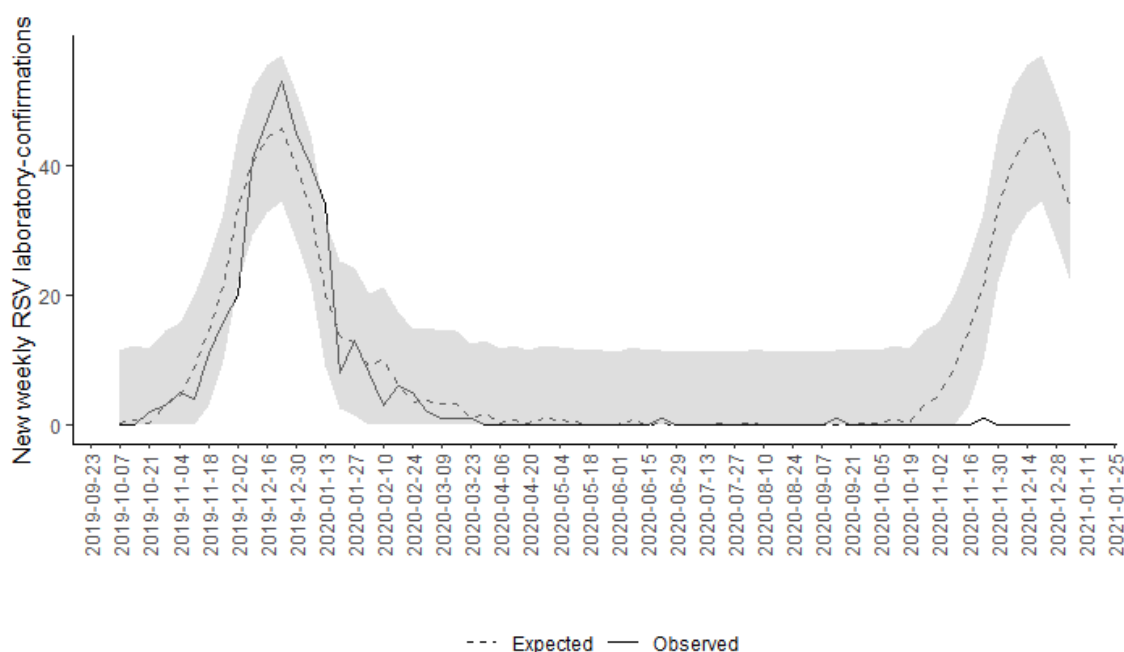
Period	Estimated number of RSV related disease reductions (95% CI)	Percentage compared to expected cases (95% CI)	Number of consecutive days with less observed cases than expected within the period
18/03/2020 - 04/05/2020	1,599 (349 to 2,848)	87.7 (60.9 to 92.7)	48
06/05/2020 - 12/05/2020	221 (12 to 429)	96.9 (63.2 to 98.4)	8
07/10/2020 - 16/01/2021	8,234 (5,578 to 10,890)	87.58 (82.69 to 90.31)	102

Finally, we performed the same analysis with RSV laboratory-confirmation data. We observed that laboratory-confirmations in the 2019-2020 season were as expected.



However, during the 2020-2021 season, only 1 laboratory-confirmation was observed (reduction of 99.65% [95% CI: 99.46% to 99.74%] compared to the expected) showing the same pattern as EHR data (Figure 3).

**Figure 3.** Observed and expected (with 95% CI) new weekly RSV laboratory-confirmations from October 2019 to January 2021 in Catalonia.



## Discussion

We observed a nearly absence of RSV-related disease in primary care settings during the 2020-2021 season that is consistent with no detection of cases at hospital level. This is also consistent with data from the Southern hemisphere, both in Australia with reductions of 98% [5] and South America [12].

Several reasons could explain this finding. Researchers in Australia suggested that RSV reductions could be related to non-pharmaceutical COVID-19 control measures. Data from Hong Kong and Finland also supported this hypothesis [6, 13] as shown reductions of the incidence of viral respiratory tract infections in children after the implementation of COVID-19 measures during the first pandemic wave. In Catalonia, educational settings reopened in September with some measures like the use of face masks for children older than 6 years,

intensification of cleaning and hygiene measures, bubble groups, not mixing children from different groups and daily symptoms screening. In addition, there also existed during this period some general social distance measures and several restrictions in the community. Although these measures for transmission control of COVID-19 could have an impact on other respiratory transmissions, there could be other causes. For instance, education under 6 years old is not mandatory in Catalonia, an age range that holds the most vulnerable cohort for the infection (<1 year-old children). Despite some measures were implemented in pre-scholar education (mainly bubble groups and symptoms screening), it is also possible that due to the socioeconomic consequences of the pandemic and stimulus for remote working, some parents may have stayed at home taking care of their children, reducing thus children's social interactions and expected transmission of most respiratory viruses [14].

It has also been hypothesized that changes in patients' health-seeking behaviour in the context of COVID-19 mitigation may have contributed to reductions in RSV activity [15]. However, the test rate for SARS-CoV-2 in children remained high during this period, suggesting that symptomatic patients still have been consulting mainly to confirm or rule out SARS-CoV-2 infection. In addition, this reduction of transmission was also observed in other diseases. In the Diagnosticat webpage (available at: <https://www.ics.gencat.cat/sisap/diagnosticat/principal>), an official website of the Catalan Health Department that tracks weekly clinical diagnoses of seven notifiable infectious diseases since 2010 [16], reductions of chickenpox and diarrhea are observed even with educational settings open. Additionally, enveloped viruses like RSV, influenza and others are more susceptible to chemical inactivation of surfaces than non-enveloped ones, which in addition to the hygienic and social distance measures result in a reduction of the transmission, and hence, partially explaining the low circulation of these viruses [17]. Finally, it is also possible that viral interference between SARS-CoV-2 and other respiratory viruses plays a role in this low RSV transmission, which has changed its seasonal pattern reported during the last decades [18, 19]. More studies are needed to test the different hypotheses.

Among the limitations of our study, we should address the use of clinical diagnoses from primary care EHR for surveillance, as some studies suggested that clinical codes could underestimate the number of real RSV infections [9]. However, we also found our results consistent with the virus laboratory-confirmations for RSV data from one of the biggest paediatric hospitals in Spain. Monitoring clinical diagnoses in primary care settings could anticipate trend changes of viral respiratory infections, since this surveillance system has been useful before to find unusual patterns related to COVID-19 in flu diagnoses with success [10].

As of January 2020, the surveillance system in Australia (NWS) is reporting an increase of weekly RSV case number during the Southern hemisphere spring [20], a period when the circulation of this virus is not expected. We have to learn from experience in other countries, looking forward to the sudden circulation of this virus in the next months. Monitoring RSV and related diseases in primary care and hospital settings is a low-cost surveillance system, that covers all the territory and all severity degrees, that could help to prompt public health data-driven decision-making becoming a warning system of unexpected trends.

## References:

1. Coultas JA, Smyth R, Openshaw PJ Respiratory syncytial virus (RSV): a scourge from infancy to old age *Thorax* 2019;74:986-993
2. Gimferrer L, Vila J, Piñana M, et al (2019) Virological surveillance of human respiratory syncytial virus A and B at a tertiary hospital in Catalonia (Spain) during five consecutive seasons (2013-2018). *Future Microbiol* 14:373–81
3. Li Y, Reeves RM, Wang X, et al (2019) Global patterns in monthly activity of influenza virus, respiratory syncytial virus, parainfluenza virus, and metapneumovirus: a systematic analysis. *Lancet Glob Health* 7:e1031–e1045
4. Shi T, McAllister DA, O'Brien KL, et al (2017) Global, regional, and national disease burden estimates of acute lower respiratory infections due to respiratory syncytial virus in young children in 2015: a systematic review and modelling study. *Lancet* 390:946–958
5. Yeoh DK, Foley DA, Minney-Smith CA, et al. The impact of COVID-19 public health measures on detections of influenza and respiratory syncytial virus in children during the 2020 Australian winter [published online ahead of print, 2020 Sep 28]. *Clin Infect Dis*. 2020;ciaa1475. doi:10.1093/cid/ciaa1475
6. Kuitunen I, Artama M, Mäkelä L, et al. Effect of Social Distancing Due to the COVID-19 Pandemic on the Incidence of Viral Respiratory Tract Infections in Children in Finland During Early 2020. *The Pediatric infectious disease journal*, 2020; 39(12), e423–e427. <https://doi.org/10.1097/INF.0000000000002845>
7. Boletín oficial del estado (BOE). Real Decreto 463/2020, de 14 marzo, por el que se declara el estado de alarma para la gestión de la situación de crisis sanitaria ocasionada por el COVID-19. [https://www.boe.es/diario\\_boe/txt.php?id=BOE-A-2020-3692](https://www.boe.es/diario_boe/txt.php?id=BOE-A-2020-3692) Accessed 15 Jan 2021
8. Departament d'Educació. Generalitat de Catalunya. Mesures complementàries a les previstes al "Pla d'actuació per al curs 2020-2021 per a centres educatius en el marc

de la pandèmia” . Available at:

[https://canalsalut.gencat.cat/web/shared/continguts\\_per\\_compartir/ENS/salut-escola/documentacio/escoles/20200909-mesures-complementaries-pla-actuacio-centres.pdf](https://canalsalut.gencat.cat/web/shared/continguts_per_compartir/ENS/salut-escola/documentacio/escoles/20200909-mesures-complementaries-pla-actuacio-centres.pdf) Accessed 15 Jan 2021

9. Cai W, Tolksdorf K, Hirve S, et al. Evaluation of using ICD-10 code data for respiratory syncytial virus surveillance. *Influenza Other Respir Viruses*. 2020;14(6):630-637. doi:10.1111/irv.12665
10. Coma Redon E, Mora N, Prats-Urbe A, et al. Excess cases of influenza and the coronavirus epidemic in Catalonia: a time-series analysis of primary-care electronic medical records covering over 6 million people. *BMJ Open*. 2020;10(7):e039369. Published 2020 Jul 29. doi:10.1136/bmjopen-2020-039369
11. R Core Team. R software: version 3.5.1. R Found Stat Comput, 2018.
12. Pan American Health Organization (PAHO). Regional Update, Influenza. Available at <https://www.paho.org/en/documents/regional-update-influenza-epidemiological-week-49-december-15-2020> Accessed 29 December 2020
13. Cowling BJ, Ali ST, Ng TWY, et al. Impact assessment of non-pharmaceutical interventions against coronavirus disease 2019 and influenza in Hong Kong: an observational study. *Lancet Public Health* 2020; 5:e279–88.
14. Cauchemez, S., Valleron, AJ., Boëlle, PY. et al. Estimating the impact of school closure on influenza transmission from Sentinel data. *Nature* 452, 750–754 (2008). <https://doi.org/10.1038/nature06732>;
15. Kadambari S, Abo YN, Phuong LK, et al. Decrease in infection-related hospital admissions during COVID-19: why are parents avoiding the doctor? *Pediatr Infect Dis J*. 2020; Advance online publication (peer reviewed).
16. Closas P, Coma E, Méndez L. Sequential detection of influenza epidemics by the Kolmogorov-Smirnov test. *BMC Med Inform Decis Mak*. 2012;12:112. Published 2012 Oct 3. doi:10.1186/1472-6947-12-112
17. Firquet S, Beaujard S, Lobert PE, et al. Survival of Enveloped and Non-Enveloped Viruses on Inanimate Surfaces. *Microbes and environments*, 2015; 30(2), 140–144.
18. Pinky L, Dobrovoly HM. Coinfections of the Respiratory Tract: Viral Competition for Resources. *PLoS One*. 2016;11(5):e0155589. Published 2016 May 19. doi:10.1371/journal.pone.0155589
19. Wu A, Mihaylova VT, Landry ML, et al. Interference between rhinovirus and influenza A virus: a clinical data analysis and experimental infection study. *The Lancet Microbe*, 2020; 1(6), e254–e262

20. NSW Government. COVID-19 weekly surveillance in NSW. Available at:

<https://www.health.nsw.gov.au/Infectious/covid-19/Pages/weekly-reports.aspx>

Accessed 15 Jan 2021