

**Self-harm presentations to Emergency Departments and Place of Safety during the ‘first wave’ of the UK COVID-19 pandemic: South London and Maudsley data on service use from February to June 2020.**

Eleanor Nuzum<sup>1</sup>, Evangelia Martin<sup>1</sup>, Gemma Morgan<sup>1</sup>, Rina Dutta<sup>1,2</sup>, Christoph Mueller<sup>1,2</sup>, Catherine Polling<sup>1,2</sup>, Megan Pritchard<sup>1,2</sup>, Sumithra Velupillai<sup>2</sup>, Robert Stewart<sup>1,2</sup>

<sup>1</sup>South London and Maudsley NHS Foundation Trust, London, UK

<sup>2</sup>King’s College London (Institute of Psychiatry, Psychology and Neuroscience), London, UK

**Abstract**

The lockdown and social distancing policy imposed due to the COVID-19 pandemic has had a substantial impact on both mental health service delivery, and the ways in which people are accessing these services. Previous reports from the South London and Maudsley NHS Trust (SLaM; a large mental health service provider for around 1.2m residents in South London) have highlighted increased use of virtual contacts by mental health teams, with dropping numbers of face-to-face contacts over the first wave of the pandemic. There has been concern that the impact of the COVID-19 pandemic would lead to higher mental health emergencies, particularly instances of self-harm. However, with people advised to stay at home during the ‘first wave’ lockdown, it is as yet unclear whether this impacted mental health service presentations. Taking advantage of SLaM’s Clinical Records Interactive Search (CRIS) data resource with daily updates of information from its electronic mental health records, this paper describes overall presentations to Emergency Department (ED) mental health liaison

teams, and those with self-harm. The paper focussed on three periods: i) a pre-lockdown period 1<sup>st</sup> February to 15<sup>th</sup> March, ii) a lockdown period 16<sup>th</sup> March to 10<sup>th</sup> May and iii) a post-lockdown period 11<sup>th</sup> May to 28<sup>th</sup> June. In summary, all attendances to EDs for mental health support decreased during the lockdown period, including those with self-harm. All types of self-harm decreased during lockdown, with self-poisoning remaining the most common. Attendances to EDs for mental health support increased post-lockdown, although were only just approaching pre-lockdown levels by the end of June 2020.

## Background

The COVID-19 pandemic is suspected to have had a widespread impact on people's mental health. For example, 'lockdown' and wider social distancing policies are likely to have resulted in many people being both physically and psychologically distanced from sources of support. While the main concerns have been related to increased stress and anxiety in the general population, a statement from the World Health Organisation highlighted particular concern, anticipating increased self-harm and suicidal behaviour during the pandemic (1). Within the UK, preliminary reports highlighted a shift from face-to-face to virtual contacts across community mental health services (2) and a reduction in inpatient care (3) during the first wave of the pandemic. However, less is known about the ways in which presentations to Emergency Departments (EDs) and Places of Safety (POS) were changing during this time, particularly in relation to episodes of self-harm.

We have previously been using the Clinical Records Interactive Search tool (CRIS) data platform to access anonymised electronic mental health records for individuals under the care of the South London and Maudsley NHS Foundation Trust, a large mental healthcare provider to a geographic catchment area in south London. Previous first-wave era reports are listed on <https://www.maudsleybrc.nihr.ac.uk/facilities/clinical-record-interactive-search-cris/covid-19-publications/>. In the present paper we used routinely extracted information to describe the pattern of adult presentations to A&E and POS for self-harm across three key periods: prior to lockdown (1<sup>st</sup> February to 15<sup>th</sup> March), during lockdown (16<sup>th</sup> March to 10<sup>th</sup> May) and after lockdown (11<sup>th</sup> May to 28<sup>th</sup> June). We also report on the distribution between different types of self-harm.

## Methods

### *Data source*

The Biomedical Research Centre (BRC) Case Register at the South London and Maudsley NHS Foundation Trust (SLaM) has been described previously (4;5). SLaM serves a geographic catchment of four south London boroughs (Croydon, Lambeth, Lewisham, Southwark; population around 1.2 million) and has used a fully electronic health record (EHR) across all its services since 2006. SLaM's BRC Case Register was set up in 2008, providing researcher access to de-identified data from SLaM's EHR via the Clinical Record Interactive Search (CRIS) platform and within a robust security model and governance framework (6). CRIS has been extensively developed over the last 10 years with a range of external data linkages and natural language processing resources (5) and has supported over 200 peer reviewed publications to date. Of relevance to its recent use for monitoring mental health service use during the COVID-19 pandemic, CRIS is updated from SLaM's EHR every 24 hours and thus provides relatively 'real-time' data. CRIS has received approval as a data source for secondary analyses (Oxford Research Ethics Committee C, reference 18/SC/0372).

### *Definition of self-harm*

The methods to create a dataset of all ED presentations following self-harm were modelled on those used in previous studies using CRIS which have been previously published (7)<sup>1</sup>. In order to identify self-harm occurrences, we used the National Institute of Health and Social Care (8) definition: "any act of self-poisoning or self-injury carried out by an individual, irrespective of their motivation". Any self-harm act completed within seven days of attending

---

<sup>1</sup> The methods used to code CRIS data match those used in this study, but because real-time data from Hospital Episodes Statistics was not available this could not be added to the dataset in the same way it was in the published study.

A&E or POS were included. Self-harm was divided into three subtypes: i) self-poisoning; ii) self-injury; iii) combinations and/or other method. Self-poisoning included any events where the individual consumed more than the recommended dose of non-recreational drugs, or where the individual consumed recreational drugs and stated that this was with the intention to self-harm. Self-injury events included any intentionally self-inflicted injuries, including cutting, stabbing, burning etc. Combination and other events included events where an individual had presented with both self-poisoning and self-injury, as well as other forms of self-harm including attempted hanging, running into traffic and jumping from a height. Attempted hanging and jumping from heights were counted as self-harm even if no actual injuries were present. Running into traffic was only counted if an actual injury was sustained.

### *Case identification*

CRIS was used to extract the free text entries or structured assessment forms related to any event which involved input from an A&E or POS mental health liaison team between 1<sup>st</sup> February to 28<sup>th</sup> June 2020 in patients aged 18 years or over. Cases of self-harm were ascertained by manual inspection of all entries which contained a keyword relating to suicidality or self-harm extracted by the CRIS query (Box 1). The free text entry that was completed for each attendance was read by at least one of three researchers (E.N., E.M. & G.M.). In order to ensure inter-rater reliability, 100 attendances were coded by all researchers, which found acceptable levels of agreement between researchers ( $k= 0.75, 0.85, 0.88$  for coding relevant events, self-harm events and type of self-harm event respectively). Each attendance was coded in order to determine three criteria:

1. Relevant Event: A relevant event was defined as an event which involved an individual presenting to either A&E or Place of Safety for the attention of the mental health liaison team. Some entries extracted by CRIS related to individuals already

admitted to ward beds for reasons unrelated to mental health who were being seen by a liaison team. These were not coded as relevant events and excluded from further analysis.

2. Self-Harm: Self-Harm was coded as present when the event described a self-harm incident (as defined above) that had occurred in the last seven days, where the current episode not been previously assessed in an ED or POS (to avoid double counting, for example where a patient was transferred from the POS to an ED).
3. Type: If self-harm was coded as present, the researcher then determined the type of self-harm that had occurred and coded this into the three groups previously described: self-poisoning, self-injury or combination & other.

Where attendances had multiple free-text entries, the researchers only coded these once in order to ensure that no self-harm events were duplicated. In cases where individuals had more than one attendance to ED/POS for the same injury, the researchers only recorded the first attendance which reported the injury and did not count further attendances as self-harm except when it was related to a new, unreported act.

## Results

Mean weekly numbers of attendances before and during lockdown (3<sup>rd</sup> Feb to 15<sup>th</sup> March and 16<sup>th</sup> March to 10<sup>th</sup> May respectively), and proportional changes are displayed in Table 1.

Mean total weekly A&E/POS events fell by 24%, and self-harm events decreased by 34%. Of self-harm events, mean weekly self-poisoning events dropped by 33%, self-injury events fell by 38% and combined/other self-harm events dropped by 36%.

Mean differences in weekly service use during and after lockdown (16<sup>th</sup> March to 10<sup>th</sup> May and 11<sup>th</sup> May to 28<sup>th</sup> June respectively) and proportional changes are displayed in Table 2.

Mean total weekly ED/POS events after lockdown were higher by 27% compared to those during lockdown, and mean weekly self-harm events were higher by 37%. More specifically, self-poisoning events had increased by 35%, self-injury events by 43% and combined/other self-harm events by 33%.

Comparisons of weekly service use before lockdown initiation and after lockdown lifting (3<sup>rd</sup> Feb to 15<sup>th</sup> March and 11<sup>th</sup> May to 28<sup>th</sup> June respectively) are shown in Table 3. Mean total events were lower by 3% after lockdown, mean self-harm events were lower by 10%, self-poisoning events were lower by 9%, self-injury by 12% and combined/other self-harm events by 18%.

Further displays of the trends in weekly presentations and period differences are provided in Figures 1-4.

## Discussion

The report presented here describes changes in the level of emergency mental health service use in a southeast London catchment, and self-harm presentations specifically, covering the period from February to June 2020 before and after lockdown for the ‘first wave’ of the UK COVID-19 pandemic. In summary, both presentations overall and those with self-harm were lower during lockdown, followed by an increase to levels which were not yet at pre-lockdown levels by the end of June 2020. These trends were observed for all three categories of self-harm evaluated, although were more marked for specific self-poisoning and self-injury presentations than for combination/other events.

Considering limitations, it is important to note that these data are derived from only four, neighbouring general hospitals. Because complete data are being provided for that site with no hypothetical source population intended, calculation of confidence intervals was not felt to be appropriate for the descriptive data provided in this report; applicability to other mental healthcare providers cannot therefore be inferred and would need specific investigation, although similar trends have been reported from at least one other UK site (9). It is important to remember that even outside of lockdown, the majority of self-harm in the community does not present to medical services so this data cannot be assumed to represent trends in all self-harm, only episodes resulting in emergency care (10). The services used by people for self-harm may be broader than ED and POS, which this study would not have captured and may also differ from other sites. This study also did not capture self-harm attendances to ED that did not involve ED mental health liaison team. While all four hospitals included had 24-hour liaison teams and a policy of referring and recording all attendances for self-harm throughout the period, some attendance may have been missed, either because they were not referred to



mental health liaison teams at all or because they were too unwell for any mental health input throughout their time in the ED and were referred for liaison follow-up during an inpatient admission instead. Routine admissions data was not available to detect these cases, in contrast to previously published self-harm datasets produced using CRIS (7). Finally, this study only considered attenders aged 18 and over, although similar trends have been reported for children and adolescents with self-harm (10).

## **Funding**

The research leading to these results has received support from the Medical Research Council Mental Health Data Pathfinder Award to King's College London, and a grant from King's Together. RS, RD, CM, MP and SV are part-funded by the National Institute for Health Research (NIHR) Biomedical Research Centre at the South London and Maudsley NHS Foundation Trust and King's College London; RS is additionally part-funded by: i) a Medical Research Council (MRC) Mental Health Data Pathfinder Award to King's College London; ii) an NIHR Senior Investigator Award; iii) the National Institute for Health Research (NIHR) Applied Research Collaboration South London (NIHR ARC South London) at King's College Hospital NHS Foundation Trust. EN and EM are supported by the DETERMIND project, funded by the Economic and Social Research Council (UK) and the National Institute for Health Research (UK); grant number ES/S010351/1. RD is funded by a Clinician Scientist Fellowship (research project e-HOST-IT) from the Health Foundation in partnership with the Academy of Medical Sciences. CP is funded by a Wellcome Trust Research Training Fellowship (Reference 105757/Z/14/Z). The views expressed are those of the author(s) and not necessarily those of the NHS, the NIHR, the MRC, the Department of Health and Social Care, the ESRC or King's College London.

## References

- (1) World Health Organization. (2020). Mental health and COVID-19.  
<http://www.euro.who.int/en/health-topics/health-emergencies/coronavirus-covid-19/novel-coronavirus-2019-ncov-technical-guidance/coronavirus-disease-covid-19-outbreak-technical-guidance-europe/mental-health-and-covid-19>
- (2) Stewart R, Martin E, Broadbent M. Mental health service activity during COVID-19 lockdown: South London and Maudsley data on working age community and home treatment team services and mortality from February to mid-May 2020. *medRxiv* 2020; doi: 10.1101/2020.06.13.20130419
- (3) Nuzum E, Martin E, Broadbent M, Stewart R. Mental health service activity during COVID-19 lockdown among individuals with personality disorders: South London and Maudsley data on services and mortality from January to May 2020. *medRxiv* 2020; doi: 10.1101/2020.09.13.20193730
- (4) Stewart R, Soremekun M, Perera G, Broadbent M, Callard F, Denis M, et al. The South London and Maudsley NHS Foundation Trust Biomedical Research Centre (SLAM BRC) Case Register: development and descriptive data. *BMC Psychiatry* 2009; 9: 51.
- (5) Perera G, Broadbent M, Callard F, Chang C-K, Downs J, Dutta R, et al. Cohort profile of the South London and Maudsley NHS Foundation Trust Biomedical Research Centre (SLaM BRC) Case Register: current status and recent enhancement of an Electronic Mental Health Record derived data resource. *BMJ Open* 2016; 6: e008721.
- (6) Fernandes AC, Cloete D, Broadbent MTM, Hayes RD, Chang C-K, Roberts A, et al. Development and evaluation of a de-identification procedure for a case register sourced from mental health electronic records. *BMC Medical Informatics and Decision Making* 2013; 13: 71.
- (7) Polling C, Tulloch A, Banerjee S, Cross S, Dutta R, Wood DM, Dargan PI, Hotopf M. Using routine clinical and administrative data to produce a dataset of attendances at Emergency Departments following self-harm. *BMC Emergency Medicine* 2015; 15: 15.

- (8) National Institute for Health and Care Excellence (2013) *Self-Harm (Quality Standard QS34)*. Retrieved from <https://www.nice.org.uk/guidance/qs34/chapter/Introduction-and-overview>
- (9) Chen S, Jones PB, Underwood BR, Moore A, Bullmore ET, Banerjee S et al. The early impact of COVID-19 on mental health and community physical health services and their patients' mortality in Cambridgeshire and Peterborough, UK. *Journal of Psychiatric Research* 2020; 131: 244-254.
- (10) Geulayov G, Casey D, McDonald KC, Foster P, Pritchard K, Wells C et al. Incidence of suicide, hospital-presenting non-fatal self-harm, and community-occurring non-fatal self-harm in adolescents in England (the iceberg model of self-harm): a retrospective study. *The Lancet Psychiatry* 2018; 5: 167-174.
- (10) Ougrin D, Wong HC, Vaezinejad M, Plener PL, Mehdi T, Romaniuk L et al. Pandemic-related emergency psychiatric presentations for self-harm of children and adolescents in 10 countries (PREP-Kids): a retrospective international cohort study. *Preprints with The Lancet* 21 Oct 2020.  
[https://papers.ssrn.com/sol3/papers.cfm?abstract\\_id=3692541&download=yes](https://papers.ssrn.com/sol3/papers.cfm?abstract_id=3692541&download=yes)

**Table 1. Weekly Presentation Numbers Before and During Lockdown (3<sup>rd</sup> Feb to 15<sup>th</sup> March, and 16<sup>th</sup> March to 10<sup>th</sup> May respectively)**

Presentations	Mean (SD) before lockdown	Mean (SD) during lockdown	Difference	Percentage difference
Total	262 (32)	200 (43)	-62	-24%
Self-Harm	82 (13)	54 (14)	-28	-34%
Self-Poisoning	46 (5)	31 (7)	-15	-33%
Self-Injury	26 (8)	16 (6)	-10	-38%
Combined/Other Self-Harm	11 (2)	7 (3)	-4	-36%

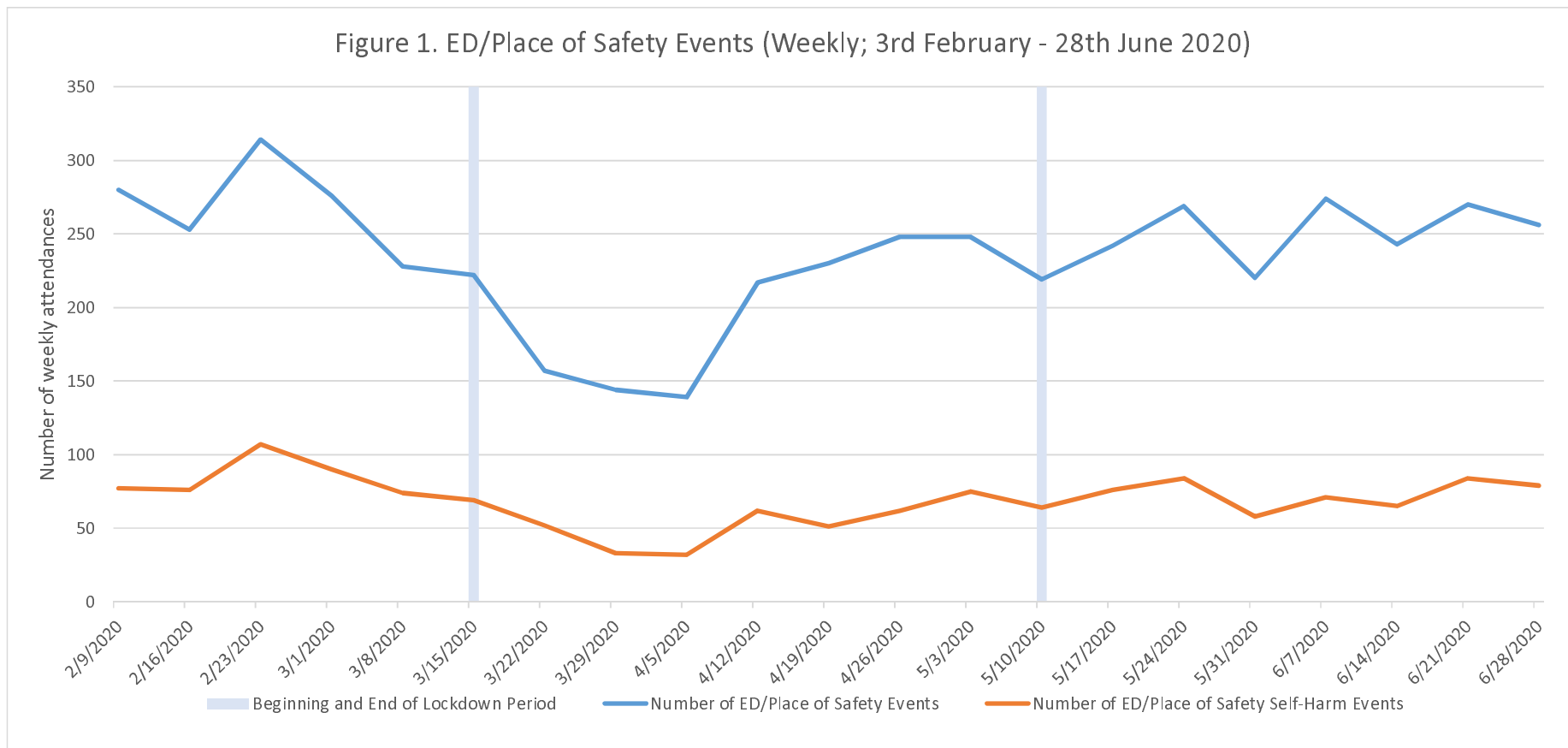
**Table 2. Weekly Presentations Numbers During and After Lockdown (16<sup>th</sup> March to 10<sup>th</sup> May and 11<sup>th</sup> May to 28<sup>th</sup> June respectively)**

Presentations	Mean (SD) during lockdown	Mean (SD) after lockdown	Difference	Percentage difference
Total	200 (43)	253 (18)	53	+27%
Self-Harm	54 (14)	74 (9)	20	+37%
Self-Poisoning	31 (7)	42 (6)	11	+35%
Self-Injury	16 (6)	23 (6)	7	+43%
Combined/Other Self-Harm	7 (3)	9 (2)	2	+33%

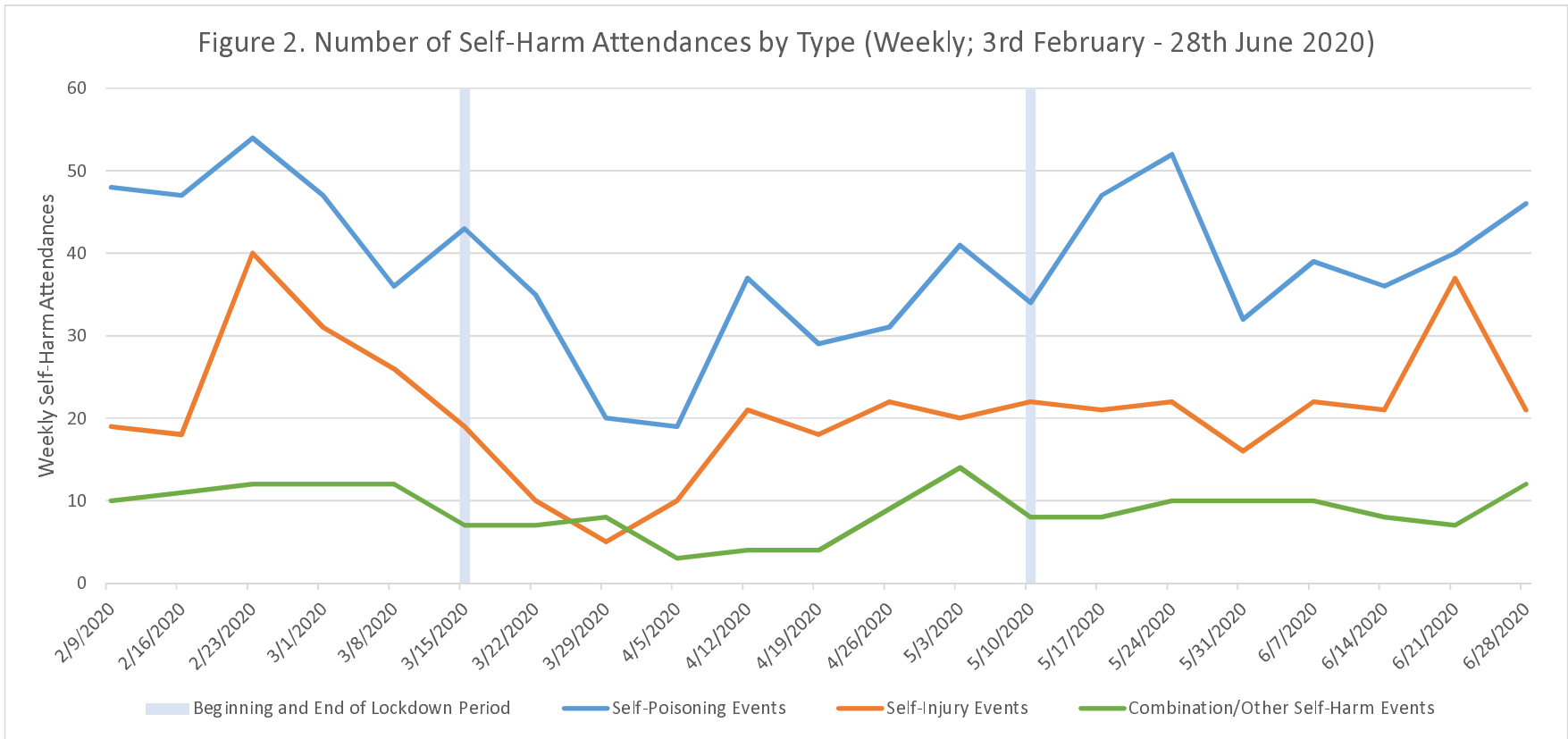
**Table 3. Weekly Presentations Before and After Lockdown (3<sup>rd</sup> Feb to 15<sup>th</sup> March and 11<sup>th</sup> May to 28<sup>th</sup> June respectively)**

Presentations	Mean (SD) before lockdown	Mean (SD) after lockdown	Difference	Percentage difference
Total	262 (32)	253 (18)	-9	-3%
Self-Harm	82 (13)	74 (9)	-8	-10%
Self-Poisoning	46 (5)	42 (6)	-4	-9%
Self-Injury	26 (8)	23 (6)	-3	-12%
Combined/Other Self-Harm	11 (2)	9 (2)	-2	-18%

Figure 1. ED/Place of Safety Events (Weekly; 3rd February - 28th June 2020)







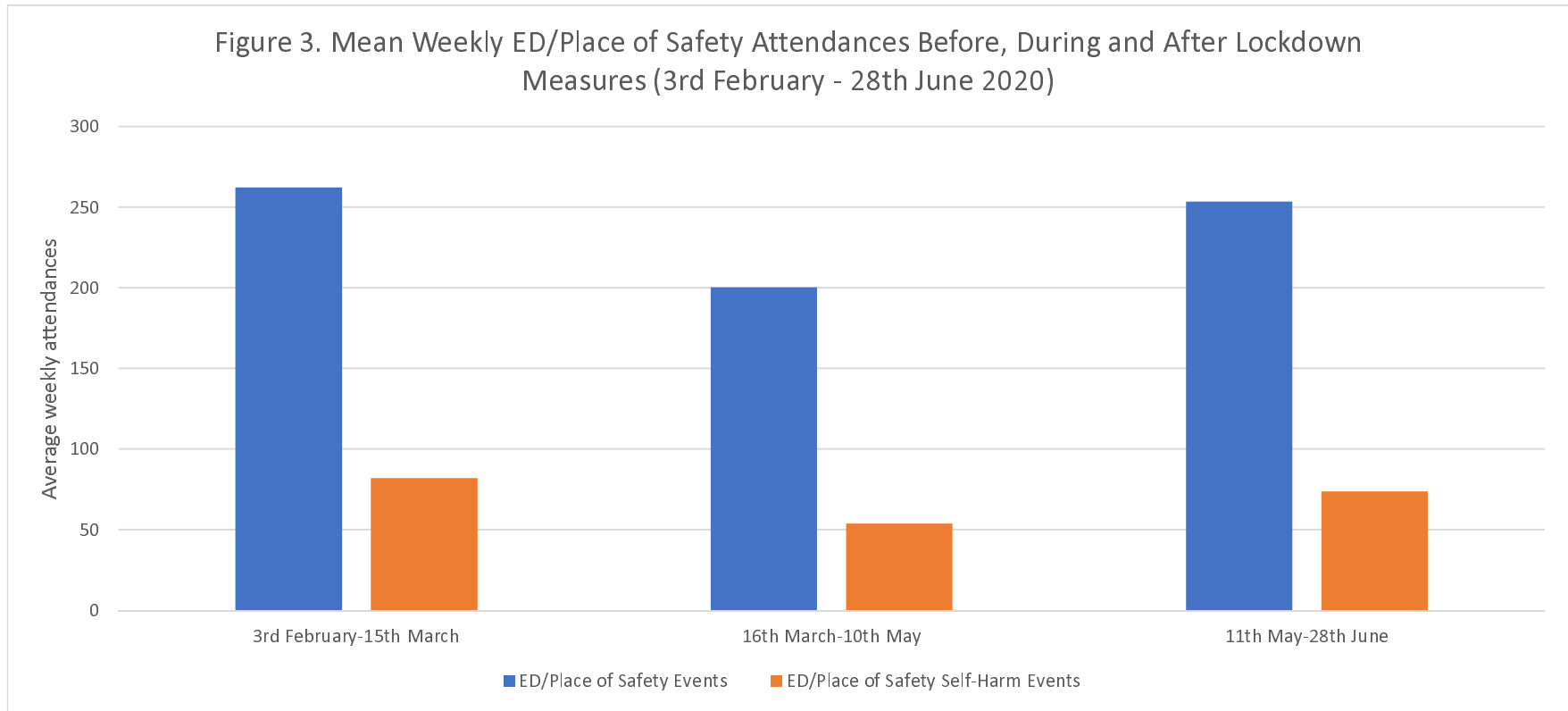
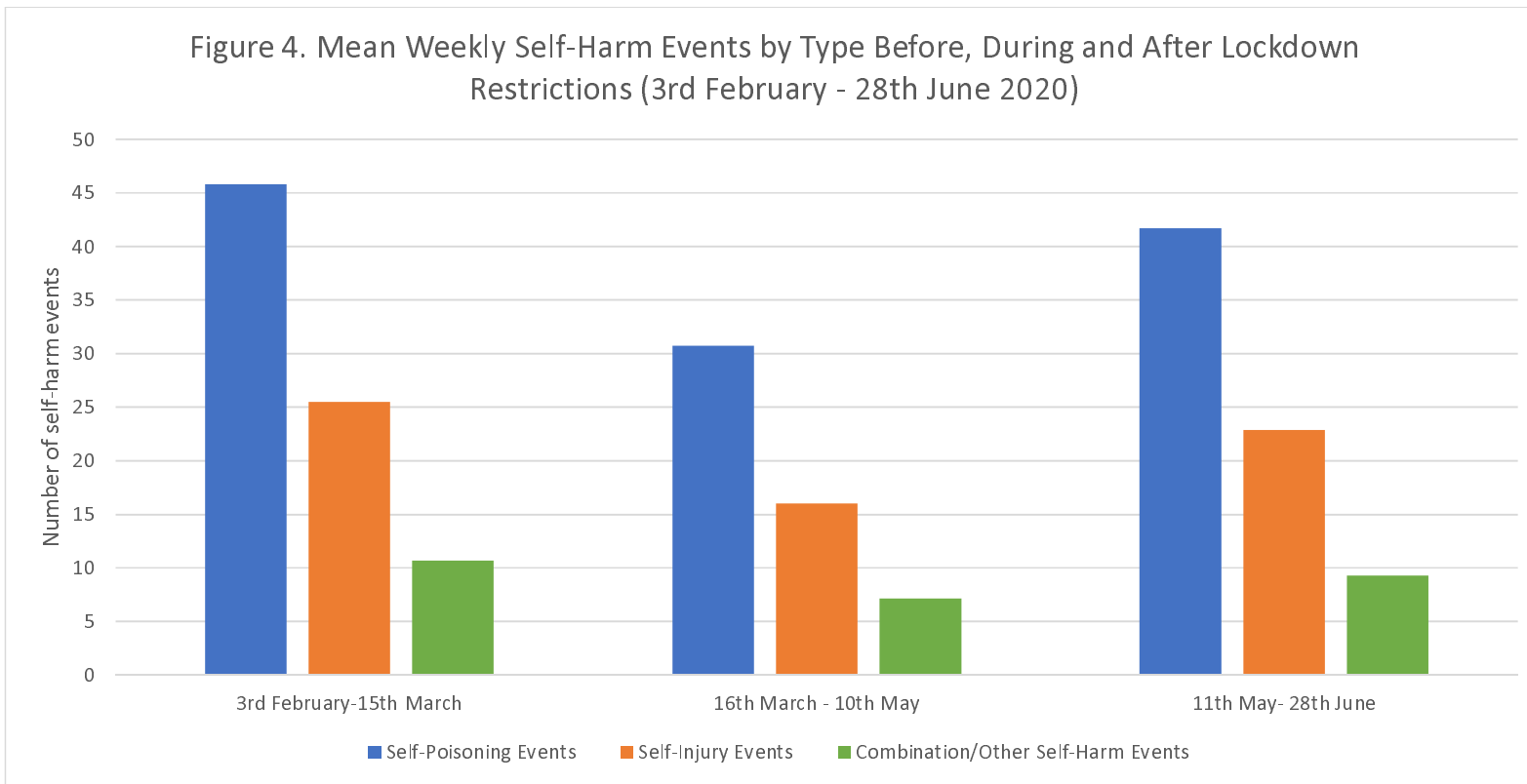


Figure 4. Mean Weekly Self-Harm Events by Type Before, During and After Lockdown Restrictions (3rd February - 28th June 2020)



**Box 1. Regular expressions for self-harm and suicidality keywords in data extraction**

'%self harm%'	'% cut%'	'% OD %'	'%suicidal%'
'%self-harm%'	'%cutting%'	'%overdose%'	'%suicidality%'
'% DSH %'	'%lacerat%'	'% od.%'	'%suicide%'
'% dsh.%'	'%burning%'	'%o/d%'	'%kill himself%'
'%harm himself%'	'% burn%'	'%O.D%'	'%kill herself%'
'%harm herself%'	'%immersion%'	'%paracetamol%'	'%killing himself%'
'%harm myself%'	'% hang%'		'%killing herself %'
'%harm to self%'	'%noose%'		'%kill myself%'
'%suicide attempt%'	'%strangle%'		'%end his life%'
'%attempting suicide%'	'%suffocate%'		'%end her life%'
	'%helium%'		'%end my life%'
			'%end it all%'