

1 **Effectiveness, safety and acceptability of no-test medical abortion**
2 **provided via telemedicine: a national cohort study**

3

4 **Authors:**

5

6 Abigail Aiken, MD, MPH, PhD
7 Associate Professor of Public Affairs, LBJ School of Public Affairs
8 University of Texas at Austin
9 araa2@utexas.edu

10 Orcid: 0000-0002-1555-3025

11

12 Patricia A Lohr, MD MPH
13 Medical Director, British Pregnancy Advisory Service
14 Stratford upon Avon, CV37 9BF
15 patricia.lohr@bpas.org

16 Orcid: 0000-0003-1862-5730

17

18 Jonathan Lord*, MD FRCOG
19 Medical Director, MSI Reproductive Choices. Consultant gynaecologist.
20 1 Conway Street, Fitzroy Square, London W1T 6LP
21 J.lord@exeter.ac.uk

22 Orcid: 0000-0003-2819-5973

23

24 Nabanita Ghosh, FRCOG
25 Medical Director, National Unplanned Pregnancy Advisory Service (NUPAS)
26 ngosh@nhs.net

27

28 Jennifer Starling, PhD
29 Statistician, Mathematica Policy Research, Cambridge, MA, 02139
30 jstarling@mathematica-mpr.com

31 Orcid: 0000-0003-4765-360X

32

33

34 * = Corresponding author

35

36

37 **MeSH / Keywords:**

38 Abortion, Induced [E04.520.050]
39 Telemedicine [N04.590.374.800]
40 Ambulatory Care Facilities [N02.278.035]
41 Health Planning [N03.349]
42 Pregnancy Complications [C13.703]
43 Mifepristone [D04.210.500.365.415.580]
44 Misoprostol [D23.469.700.660.500]

45

46

47 **Word count:** 3636

48

49

50 **Summary Box**

51

52

53 **What is already known on this topic**

54 The UK's National Institute for Health and Care Excellence (NICE) conducted a systematic
55 review and recommended using telemedicine to improve access to medical abortion care.

56 Several models for using telemedicine to facilitate medical abortion have been described, but
57 most existing trials are small, and many required attendances to have medicines administered
58 or for an ultrasound scan or blood tests.

59

60

61 **What this study adds**

62 This study (n=52,142) is the first to assess a real-world no-test telemedicine abortion care
63 pathway in a national population. The new national model demonstrates how a permissive
64 framework for medical abortion can deliver significant quality improvements to those need-
65 ing to access abortion care. There was no difference in effectiveness (p=1.0) or safety
66 (p=0.6) when compared to a traditional in-person model, but the no-test telemedicine path-
67 way improved access to care, was highly acceptable to patients and is likely to be especially
68 beneficial for vulnerable groups and in resource-poor settings.

69

70

71

72 **Abstract**

73

74

75 **Objectives**

76 To compare the effectiveness, safety and acceptability of medical abortion before and after
77 the introduction of no-test telemedicine abortion care.

78

79 **Design**

80 Cohort study to assess whether a no-test telemedicine-hybrid care model (telemedicine with
81 in-person provision only when indicated) was non-inferior to the traditional service model
82 (blanket in-person provision including ultrasound scan).

83

84 **Setting**

85 The three main abortion providers in England and Wales.

86

87 **Participants**

88 All patients having an early medical abortion in the two months before and after the service
89 model change. Patient demographic and clinical characteristics were compared between the
90 cohorts to adjust for any systematic differences in the two groups.

91

92 **Main outcome measures**

93 *Access*: waiting time, gestation at abortion

94 *Effectiveness*: the proportion of successful medical abortions

95 *Safety*: significant adverse events defined as: haemorrhage requiring transfusion, significant
96 infection requiring hospital admission, major surgery, death. We also examined the inci-
97 dence of ectopic pregnancy and late gestation.

98 *Acceptability*: Patient-reported outcomes of satisfaction, future preference, and privacy of
99 consultation

100

101 **Results**

102 The study sample included 52,142 medical abortions; 22,158 in the traditional cohort and
103 29,984 in the telemedicine-hybrid cohort, of which 61% were provided using no-test tele-
104 medicine. The cohorts accounted for 85% of all medical abortions provided in England and
105 Wales during the study period. Mean waiting times were 4.2 days shorter in the telemedicine-
106 hybrid cohort, and 40% were provided at ≤ 6 weeks' gestation compared to 25% in the tradi-
107 tional cohort ($p < 0.001$). There was no difference in success rates between the two groups
108 (98.2% vs. 98.8%, $p = 1.0$), nor in the prevalence of serious adverse events (0.04% vs. 0.02%,
109 $p = 0.557$). The incidence of ectopic pregnancy was equivalent in both cohorts (0.2%,
110 $p = 0.796$), with no significant difference in the proportions being treated after abortion (0.01%
111 vs 0.03%, $p = 0.123$). In 0.04% of cases the abortion appeared to have been provided at over
112 10 weeks' gestation; these abortions were all completed at home without additional medical
113 complications. In the telemedicine-hybrid group, the effectiveness for abortions conducted
114 using telemedicine ($n = 18,435$) was higher than for those conducted in-person ($n = 11,549$),
115 99.2% vs. 98.1%, $p < 0.001$. Acceptability was high (96% satisfied), 80% reported a future
116 preference for telemedicine and none reported that they were unable to consult in private us-
117 ing teleconsultation.

118

119

120 **Conclusions**

121 Medical abortion provided through a hybrid model that includes no-test telemedicine without
122 routine ultrasound is effective, safe, acceptable, and improves access to care.
123
124
125

126 **Introduction**

127 Improved access to abortion care would deliver significant advantages for both healthcare
128 systems and the women who use them. Abortion is a common reason for needing healthcare –
129 the global abortion rate is estimated at 39 abortions per 1000 women aged 15–49 years,¹ with
130 28% of all pregnancies in developed countries ending in abortion.² There is clear evidence
131 that restricting access to abortion does not reduce abortion rates, it simply makes abortion
132 less safe.^{1,3} Improving access is likely to benefit those who are most vulnerable,⁴ especially in
133 resource-poor settings or where care has to be self-funded. In its 2019 guideline on abortion
134 care, the National Institute for Health and Care Excellence (NICE) stated that improving ac-
135 cess to abortion was a key priority.⁵

136

137 Telemedicine, the use of information and communication technologies to improve patient
138 outcomes by increasing access to care and medical information,⁶ has been noted to decrease
139 costs and increase convenience and safety.⁷ It is an established service delivery model for
140 abortion care in many settings,⁸ and it is recommended to improve access.⁴ The COVID-19
141 pandemic required urgent action by clinicians and policymakers to ensure delivery of essen-
142 tial health services, including abortion. In March 2020, the Royal College of Obstetricians
143 and Gynaecologists (RCOG) published guidelines to safeguard abortion care in the UK.⁹ The
144 guidelines profoundly changed the way medical abortion care is delivered in Great Britain.
145 Prior to the emergence of COVID-19, all patients seeking medical abortion were required to
146 attend in-person to receive an ultrasound scan and have mifepristone administered within the
147 clinic. Under the new guidelines, consultations were encouraged to take place by telephone or
148 video call; an ultrasound scan was required only if indicated. All the British governments had
149 issued emergency legal orders by March 30th 2020 to allow mifepristone to be used at home

150 along with misoprostol up to 10 weeks' gestation.¹⁰⁻¹² These approvals permitted abortion
151 providers to implement a telemedical service delivery model for medical abortion.
152
153 Great Britain's new pathway for no-test telemedicine abortion is unusual among existing
154 models because it is fully remote: no clinic visit, tests or ultrasound scan are required and
155 both mifepristone and misoprostol are delivered by mail or collected from a clinic for use at
156 home. This new service model thus presents an important opportunity to evaluate a poten-
157 tially better way to provide medical abortion that could improve access and reduce the barri-
158 ers posed by in-person care.¹³ We examined and compared the effectiveness, safety and ac-
159 ceptability of medical abortion provided up to 10 weeks' gestation before and after the ser-
160 vice model change.

161

162

163 **Methods**

164 **Population and Cohorts**

165 The study population comprised all patients who accessed an early medical abortion (EMA)
166 at the three largest abortion providers in England and Wales - British Pregnancy Advisory
167 Service (BPAS), MSI Reproductive Choices (MSUK), and the National Unplanned Preg-
168 nancy Advisory Service (NUPAS) - two months before and after the service model change.
169 Medical abortion is defined as the use of medications to cause termination of a pregnancy
170 without primary surgical intervention and 'EMA' applies to these procedures in the first tri-
171 mester.¹⁴ The recommended EMA regimen uses the anti-progestogen mifepristone in an oral
172 dose of 200mg and the prostaglandin analogue misoprostol by the sublingual, vaginal or buc-
173 cal route. A single dose of 800mcg misoprostol used 24-48 hours after mifepristone has been

174 demonstrated to be highly effective up to 10 weeks' gestation.¹⁵ Beyond 10 weeks additional
175 doses of misoprostol are needed to maintain the same degree of effectiveness.¹⁶

176

177 Our dataset consisted of information on EMAs extracted directly from electronic service re-
178 cords and included fully de-identified patient clinical and demographic characteristics, as
179 well as clinical outcomes. All data were extracted six weeks after the end of the study period
180 to ensure the reporting of complications was as complete as possible.

181

182 Two cohorts were defined. The “traditional” cohort comprises all patients having an EMA
183 between January 1st and March 1st 2020, prior to service model change. All patients in this
184 cohort received care using the traditional pathway that included an in-person assessment and
185 an ultrasound scan. The “telemedicine-hybrid” cohort comprises all patients accessing an
186 EMA between April 6th and June 30th 2020, in a two month period after the service model
187 change at each provider. Patients in this cohort received care using no-test telemedicine if
188 they had low risk of ectopic pregnancy and their self-reported last menstrual period (LMP)
189 indicated a gestation of less than 10 weeks. Those who were not eligible for telemedicine had
190 an in-person assessment with ultrasound. Providers followed organisation-specific evidence-
191 based policies informed by the RCOG⁹ and associated decision aid¹⁷ (figures 1 and 2) and
192 earlier RCOG and NICE guidelines for general abortion care including in-person medical
193 abortion.^{18 19}

194

195 In the traditional cohort, whilst some aspects of the pre-abortion consultation may have been
196 carried out by phone, an in-person assessment with ultrasound scan and in-clinic administra-
197 tion of mifepristone were always required. In the telemedicine-hybrid cohort, we defined pa-
198 tients served by telemedicine as those who received medications for home use (either by mail

199 or collection with minimal contact from a clinic) following a phone or video consultation and
200 who did not receive an ultrasound scan or other tests.

201

202 We omitted the month of March 2020 because of the uncertainty and challenges posed by the
203 emergence of COVID prior to the definitive service model change. The dates of the telemedi-
204 cine-hybrid cohort take into account the roll-out of the telemedicine service across individual
205 clinics within a provider network. For the analysis of ectopic pregnancies, we applied the
206 timeframes stated above to all abortion consultations rather than all abortions provided be-
207 cause some patients with suspected ectopic pregnancies were referred to Early Pregnancy As-
208 sessment Units (EPAU) and did not proceed to an abortion.

209

210 **Outcome Measures**

211 **Access**

212 Waiting time and gestation at treatment were used to assess how the two models impacted
213 access. Waiting time was defined as the interval from first contact with the abortion provider
214 to when medication was dispensed (either in-person in clinic or posted). Gestation was re-
215 corded as that applicable on the date mifepristone was dispensed or provided. Analysis was
216 of mean gestation and the proportion of abortions performed at ≤ 6 weeks' gestation.

217

218 **Effectiveness**

219 Effectiveness was defined as the proportion of medical abortions that were successful.

220 Success was defined according to the MARE Guidelines as successful expulsion of an
221 intrauterine pregnancy without need for surgical intervention.¹⁴ Sub-categories of
222 unsuccessful abortion included: surgical management of continuing pregnancy, surgical

223 evacuation of retained products of conception, and continuing pregnancy where the patient
224 opted for continuation or the outcome is unknown.

225

226 **Safety**

227 Safety was defined according to the proportions of medical abortions that involved one or
228 more significant adverse events. We defined significant adverse events as haemorrhage re-
229 quiring transfusion, significant infection requiring hospital admission, major surgery, and
230 death. We also examined the incidence of ectopic pregnancy and when it was diagnosed in
231 the care pathway. All patients referred for further diagnostics (e.g. serial β hCG monitoring)
232 but who had no further treatment are included in the ectopic pregnancy group although a pro-
233 portion of these will be pregnancy of unknown locations (PULs) that includes failed early
234 intrauterine pregnancies. We analysed the proportion of cases where treatment was reported
235 to have occurred at ≥ 10 weeks' gestation in the telemedicine-hybrid cohort (this outcome
236 does not apply to the traditional cohort since all gestations were determined by ultrasound
237 scan).

238

239 **Acceptability**

240 Given the constraints of delivering healthcare during COVID-19 it was not possible to follow
241 up with all patients to capture patient-reported outcomes. Two of the providers (BPAS and
242 MSUK) collected data on patient feedback during the study period. Patients were invited to
243 provide feedback one to three weeks after treatment, either by telephone using a structured
244 interview tool (MSUK)²⁰ or using an online form (BPAS)²¹. We analysed data on questions
245 reporting on satisfaction, future preference and privacy. Although the questions were similar,
246 only the MSUK survey included questions on the privacy of teleconsultation. All contact was
247 by a non-clinician who had not been involved in the patient's care.

248

249 **Analysis**

250 The primary analysis was to assess whether the telemedicine-hybrid care model (telemedicine
251 with in-person provision when indicated) was non-inferior to the traditional service model
252 (blanket in-person provision). Non-inferiority is established by comparing effectiveness and
253 safety in the two cohorts under the null hypothesis that the rates of successful abortion and
254 serious adverse events are not different.

255

256 We first compared patient demographic and clinical characteristics between the cohorts to
257 assess the need to covariate-adjust our hypothesis tests for systematic differences in the two
258 groups that might affect abortion outcomes. All hypothesis tests were covariate adjusted for
259 patient age, race/ethnicity, gestational age, parity, and prior abortions using logistic regres-
260 sion and weighted risk differences.²²

261

262 We evaluated effectiveness by testing the alternative hypothesis that the rate of successful
263 medical abortion in the telemedicine-hybrid cohort is lower than in the traditional cohort us-
264 ing a covariate-adjusted test of difference in proportions. We also performed a chi-squared
265 test to evaluate whether the distribution of unsuccessful abortion sub-categories differed be-
266 tween the cohorts. We evaluated safety by testing the alternative hypothesis that significant
267 adverse events occurred at higher rates in the telemedicine-hybrid cohort compared to the
268 traditional cohort using a covariate-adjusted hypothesis test for difference of proportions. We
269 also evaluated whether the prevalence of ectopic pregnancies managed before EMA and after
270 EMA were different between the traditional and telemedicine-hybrid cohorts using chi-
271 squared difference of proportions tests.

272

273 The secondary analysis was to compare effectiveness and safety of medical abortion for pa-
274 tients who received fully remote no-test telemedicine vs. in-person care in the telemedicine-
275 hybrid cohort, primarily to assess whether any differences between the cohort service models
276 were driven by one particular group. We evaluated patient demographic and clinical charac-
277 teristic differences between the two groups to assess the need to covariate-adjust our hy-
278 pothesis tests for systematic differences and all hypothesis tests were covariate adjusted for
279 patient age, race/ethnicity, gestational age, parity, and prior abortions using the framework
280 described above. We note, however, that these cohorts are fundamentally different despite
281 covariate adjustment, as patients in the telemedicine-hybrid cohort were selected into in-
282 person treatment based on characteristics that would affect the outcome of their abortion. We
283 performed covariate-adjusted hypothesis tests under the null hypothesis of equal effectiveness
284 and equal rates of significant adverse events in the telemedicine vs. in-person groups.

285

286 All analyses were performed using R, version 3.6.2. Statistical significance was defined using
287 an alpha level of 0.05.

288

289 **Ethics Approval**

290 The study was reviewed by the Institutional Review Board (IRB) at the University of Texas
291 at Austin and a determination was made that the research did not meet the criteria for human
292 subjects research as defined in the Common Rule (45 CFR 46) or FDA Regulations (21 CFR
293 56). Each provider ensured compliance with their own internal ethics and governance sys-
294 tems. The principles of the STROBE statement, and the MARE supplement, were followed.¹⁴

295

296 **Results**

297 In total, 52,142 medical abortions were provided during the study period; 22,158 in the tradi-
298 tional pathway and 29,984 in the telemedicine-hybrid cohort. Among those that took place in
299 the telemedicine-hybrid cohort, 18,435 (61%) were provided entirely via telemedicine and
300 11,549 (39%) were provided in- person. Our sample represents 85% of the total number of
301 medical abortions performed in England and Wales during the study period.²³ The clinical
302 and demographic characteristics of patients in the two cohorts are described in Table 1.

303

304 **Access**

305 Mean waiting time to treatment declined from 10.7 days (SD 19.9) in the traditional pathway
306 to 6.5 days (SD 13.5) in the telemedicine-hybrid cohort ($p < 0.001$). Mean gestational age at
307 treatment also declined in the telemedicine-hybrid cohort resulting in 40% of abortions per-
308 formed at 6 weeks' gestation or less vs. 25% in the traditional pathway ($p < 0.001$).

309

310 **Effectiveness**

311 Rates of successful medical abortion were high under both service delivery models (Table 2):
312 98.2% in the traditional cohort vs. 98.8% in the telemedicine-hybrid cohort. We found no
313 evidence of a lower success rate with the telemedicine-hybrid pathway ($p = 1.0$). The distribu-
314 tion of the different sub-categories of unsuccessful medical abortion did not differ between
315 the cohorts ($p = 0.268$).

316

317 **Safety**

318 Significant adverse events in both cohorts were rare (Table 3). Haemorrhage requiring trans-
319 fusion was reported in 8 (0.04%) cases in the traditional cohort and 7 (0.02%) cases in the
320 telemedicine-hybrid cohort. No cases of significant infection requiring hospital admission,

321 major surgery or death were reported. We found no evidence that significant adverse events
322 were higher in the telemedicine-hybrid cohort ($p=0.557$).

323

324 The overall incidence of ectopic pregnancy was equivalent in both cohorts, 39 (0.2%) in the
325 traditional pathway and 49 (0.2%) in the telemedicine pathway, $p=0.796$ (Table 4). The pro-
326 portions managed after EMA were not significantly different between the cohorts (0.01% in
327 the traditional pathway and 0.03% in the telemedicine-hybrid pathway, $p=0.123$). There were
328 11 cases (0.04%) in the telemedicine-hybrid cohort where the gestational age after abortion
329 was reported as being greater than the expected 10 weeks. In all these cases, the medical
330 abortion was completed at home without additional medical complications.

331

332 **Acceptability**

333 Patient-reported outcome data was available from 2453 respondents. 96% were “satisfied” or
334 “very satisfied” with their care, or rated their experience as “good” or “very good”. 80% re-
335 ported that they would choose telemedicine in the future or that it was their preferred option,
336 with 13% choosing in-person care and the remainder being unsure. No patient reported that
337 they were unable to consult in private using teleconsultation ($n=1243$).

338

339 **Secondary Outcome Measures**

340 Comparison of clinical outcomes for the telemedicine vs. in-person groups in the telemedi-
341 cine-hybrid cohort are shown in Tables S1-S3. Rates of successful medical abortion were
342 higher in the telemedicine group (99.2% vs 98.1%, $p<0.001$), and rates of significant adverse
343 outcomes were not significantly different between the two groups, 3 (0.02%) for telemedicine
344 vs. 4 (0.03%) for in-person, $p=0.532$.

345

346

347 **Discussion**

348 **Principal Findings**

349 We found that no-test telemedicine without routine ultrasound for medical abortion up to 10
350 weeks' gestation is an effective, safe and acceptable service model. Clinical outcomes with
351 telemedicine are equivalent to in-person care and access to abortion care is better, with both
352 waiting times and gestational age at the time of abortion significantly reduced. Further evi-
353 dence that the new telemedicine-hybrid model improved access comes from a study showing
354 that the rate of women seeking abortion medication outside the formal healthcare setting re-
355 duced significantly in the UK following implementation of telemedicine.²⁴ The most likely
356 explanation is easier access as the opposite effect was seen in several other European coun-
357 tries who made no such provision. The implication is that those previously too vulnerable to
358 attend in-person have been able to access care through telemedicine, potentially benefiting
359 from the safeguarding, counselling and contraceptive services provided by regulated provid-
360 ers.

361

362 Our study confirms previous literature that medical abortion is safe and effective with low
363 rates of significant complications.²⁵ The slight increase in effectiveness we observed in the
364 group that received telemedicine – even after controlling for lower average gestational age
365 compared to the in-person group – may be due to the ability of patients to better control the
366 timing at which they took the medication.

367

368 The telemedicine-hybrid model resulted in very low rates of undiagnosed ectopic pregnancy
369 and later than expected gestations. Although the rate of ectopic pregnancy in the general
370 population in the UK and USA is reported as 1-2%,^{26 27} the rate reported among patients hav-

371 ing an abortion is 10 times lower,²⁸ which is consistent with our findings. Ultrasound is not
372 used to screen for ectopic pregnancy in the general population – it is only used where signs
373 and symptoms suggest a need.²⁷ Routine screening of symptom-free women is associated
374 with a high false positive rate when the prevalence of ectopic pregnancy is low, as is the case
375 in women seeking abortion, and therefore it is unlikely there would be significant benefits.²⁹
376 There is no clinical justification for maintaining this inconsistency in care between women
377 wishing to continue their pregnancies and those choosing EMA.^{30 31}

378

379 However, given that over 200,000 people access abortion care each year in the UK alone,
380 some will inevitably have an asymptomatic ectopic pregnancy and so will proceed with hav-
381 ing mifepristone and misoprostol either through telemedicine or after a false negative scan.
382 The essential issue for safety is that these are detected prior to causing harm rather than prior
383 to beginning medical abortion treatment; treatment with mifepristone and misoprostol in it-
384 self will have no effect on an underlying ectopic pregnancy. Indeed, the reduction in waiting
385 times afforded by the telemedicine model may facilitate earlier detection than traditional
386 pathways where women present later, or are sent away to give additional time to visualise an
387 intrauterine pregnancy on scan. Proceeding with early medical abortion without a scan may
388 permit earlier diagnosis of a developing ectopic pregnancy owing to increased surveillance
389 and index of suspicion, for example where there is minimal bleeding after misoprostol.^{9 18}

390

391 The proportion of cases where gestational age was later than expected based on LMP was
392 low, as might have been expected given the evidence that women can determine the gesta-
393 tional age of their pregnancy with reasonable accuracy by LMP alone.³¹ Nevertheless inad-
394 vertent treatment of gestations over 10 weeks is inevitable and, consistent with our findings,
395 the consequences for most are unlikely to be medically significant.³² The 10 weeks' gestation

396 limit in the English government's approval order is arbitrary, and not based on evidence of
397 safety or effectiveness. The Scottish government did not stipulate a limit, leaving the decision
398 to the discretion of the clinician in consultation with their patient. Moreover, the reported
399 success of self-managed abortions at >12–24 weeks' gestation is 93%, with safety similar to
400 that expected in earlier gestations.³³

401

402 **Strengths and Weaknesses**

403 While the study is not a clinical trial and we were not able to control the assignment of pa-
404 tients to treatment groups to conduct a direct comparison of fully remote telemedicine with
405 in-person care, the policy changes precipitated by COVID-19 created a rare opportunity to
406 conduct an evaluation of a major change in service delivery model with a very large sample
407 size. We were able to evaluate the outcomes of both the telemedicine-hybrid and traditional
408 in-person services as they operate in the real world, and we were able to adjust for key co-
409 variates. A key strength of the study is the generalisability of our findings given that our
410 sample included 85% of all medical abortions provided in England and Wales during the
411 study period.

412

413 The main limitation of this study is that we were unable to actively follow-up patients post-
414 abortion and therefore only significant adverse events can be reported with confidence. There
415 is a potential gap in the consistency of reporting incidents, due to some complications not
416 meeting the threshold of serious incidents, multiple routes of entry into the NHS and informal
417 communication between the NHS and abortion providers. Although it is possible that some
418 patients presented to other providers and a significant adverse event was not reported in our
419 dataset, the risk management and reporting systems within the NHS are well defined, with
420 serious incidents being routinely shared with regulators who would expect providers to en-

421 sure actions had been taken to mitigate risks to patients in the future. More importantly, there
422 is no reason to suspect that any under-reporting that did occur would be more likely in either
423 cohort so as to introduce bias. The governing body of the NHS in England alerted all com-
424 missioners of the need to report incidents relating to telemedicine and there were review
425 meetings of key stakeholders to ensure compliance. We consulted with regulators and na-
426 tional agencies to ensure that we accounted for reports made directly to them. The independ-
427 ent regulator of all health and social care services in England, the Care Quality Commission
428 (CQC), confirmed that all cases reported directly to them through various routes, for exam-
429 ple, statutory notifications and the central NHS database of patient safety incident reports (the
430 National Reporting and Learning System (NRLS) and the Strategic Executive Information
431 System (StEIS)), were known to the providers.

432

433

434 **Implications for Clinicians and Policymakers**

435 This large study of 52,145 medical abortions demonstrates that incorporating no-test tele-
436 medicine into the care pathway is not inferior to the traditional pathway where all patients are
437 seen in person and have an ultrasound scan. There are advantages - waiting times and gesta-
438 tion at abortion are reduced and it is highly rated by patients. There was no evidence of worse
439 outcomes in failure rate, haemorrhage, need for surgery or in failure to detect ectopic preg-
440 nancy. In the 0.04% of cases where the abortion appeared to have been provided at over 10
441 weeks' gestation, these were all completed at home without additional medical complica-
442 tions. Given the advantages of improving access to care, especially in vulnerable groups and
443 in resource-poor healthcare systems or where patients often have to fund their own care, the
444 evidence is compelling that no-test telemedicine should become routine in the provision of
445 abortion care.

447 **Tables and Figures**

448

449

450 **Table 1: Clinical and demographic characteristics in the traditional and telemedicine-**

451 **hybrid cohorts (n=52,142)**

452

Patient Characteristic	Traditional (n=22,158)	Telemedicine-hybrid (n=29,984)	P-value
Mean gestational age in weeks (s.d.)	6.4 (1.3)	6.0 (1.4)	<0.001
Gestational age at treatment			
6 weeks and under	5,582 (25.2)	11,947 (39.8)	<0.001
Over 6 weeks	16,576 (74.8)	18,037 (60.2)	
Mean age in years (s.d.)	27.8 (6.6)	28.5 (6.7)	<0.001
Ethnicity			
Asian	2,038 (9.2)	2,652 (8.8)	<0.001
Black	1,656 (7.5)	2,282 (7.6)	
Multiracial	1,004 (4.5)	1,361 (4.5)	
White	15,840 (71.5)	20,910 (69.7)	
Other	489 (2.2)	638 (2.1)	
Unknown	1,131 (5.1)	2,141 (7.1)	
Previous abortions			
0	13,098 (59.1)	16,741 (55.8)	<0.001
1+	9,060 (40.9)	13,243 (44.2)	
Parity			
0	10,133 (45.7)	11,741 (39.2)	<0.001
1+	12,025 (54.3)	18,243 (60.8)	
Mean waiting time in days (s.d.)	10.7 (19.9)	6.5 (13.5)	<0.001

453

454

455

456

457 **Table 2: Comparison of effectiveness of medical abortions conducted in the traditional**
458 **and telemedicine-hybrid cohorts (n=52,142)**

459
460

Outcome	Traditional n=22,158	Telemedicine-hybrid n=29,984	P-value
Successful medical abortion	21,769 (98.2)	29,618 (98.8)	1.0
Unsuccessful medical abortion	389 (1.8)	366 (1.2)	
Continuing pregnancy treated with surgical management	161 (0.7)	150 (0.5)	0.268
Continuing pregnancy opted to continue or unknown outcome	3 (0.01)	8 (0.03)	
Retained products treated with surgical management (ERPC)	225 (1.0)	208 (0.7)	

461
462
463
464
465
466
467
468
469
470
471

Note: As explained in the methods section, the p-value for successful medical abortion is the co-variate adjusted p-value (i.e. all differences in patient clinical and demographic characteristics, including gestational age, are controlled for) and was calculated using a hypothesis test where the null hypothesis is that the traditional cohort has the same effectiveness rate as the telemedicine-hybrid cohort and the alternative hypothesis is that the traditional cohort has a higher effectiveness rate than the telemedicine-hybrid cohort. The p-value for unsuccessful medication abortion is for the chi-squared test of whether the distribution of types of failure differ between the cohorts.

472

473 **Table 3: Comparison of significant adverse events following medical abortions con-**
474 **ducted in the traditional and telemedicine-hybrid cohorts (n=52,142)**

475

Outcome	Traditional (n=22,158)	Telemedicine-hybrid (n=29,984)	P-value
Haemorrhage requiring transfusion	8 (0.04)	7 (0.02)	0.557
Infection requiring hospital admission	0 (0.0)	0 (0.0)	
Major surgery	0 (0.0)	0 (0.0)	
Death	0 (0.0)	0 (0.0)	

476

477 Note: As explained in the methods section, the p-value was calculated using a hypothesis test
478 where the null hypothesis is that the traditional cohort the same rate of adverse events than
479 the telemedicine-hybrid cohort and the alternative hypothesis is that the traditional cohort has
480 a lower rate of adverse events than the telemedicine-hybrid cohort.

481

482 **Table 4: Significant outcomes among patients presenting for medical abortion in the**
483 **traditional and telemedicine-hybrid cohorts (n=52,218)**
484

Outcome	Traditional (n=22,197)	Telemedicine-hybrid (n=30,021)	P-value
Ectopic Managed Pre-Treatment	37 (0.17)	39 (0.13)	0.796
Ectopic Managed Post-Treatment	2 (0.01)	10 (0.03)	0.123
Gestational age later than expected*	0 (0.0)	11 (0.04)	N/A

485
486 Note: The column Ns include patients who presented for an EMA but did not receive one be-
487 cause their ectopic pregnancy was identified pre-treatment.

488
489 *Note: The column Ns for the gestational age later than expected category are the same as
490 those in Table 3, (all EMAs performed in the two cohorts, i.e. N = 52,142).

491
492

493 **Supplementary Tables to Accompany Text in the Results Section**

494

495

496

497 **Table S1: Patient clinical and demographic characteristics in the in-person vs. tele-**
 498 **medicine groups for the telemedicine-hybrid cohort (n=29,984)**

499

Patient Characteristic	In-Person (n=11,549)	Telemedicine (n=18,435)	P-value
Mean gestational age in weeks (s.d.)	6.2 (1.4)	5.8 (1.3)	<0.001
Gestational age			
6 weeks and under	3,673 (31.8)	8,274 (44.9)	<0.001
Over 6 weeks	7,876 (68.2)	10,161 (55.1)	
Mean age in years (s.d.)	27.9 (6.6)	28.9 (6.7)	<0.001
Ethnicity			
Asian	1,060 (9.2)	1,592 (8.6)	<0.001
Black	946 (8.2)	1,336 (7.2)	
Multiracial	557 (4.8)	804 (4.4)	
White	7,868 (68.1)	13,042 (70.8)	
Other	336 (2.9)	302 (1.6)	
Unknown	782 (6.8)	1,359 (7.4)	
Previous abortions			
0	6,388 (55.3)	10,353 (56.2)	<0.001
1+	5,161 (44.7)	8,082 (43.8)	
Parity			
0	4,931 (42.7)	6,810 (36.9)	<0.001
1+	6,618 (57.3)	11,625 (63.1)	
Mean waiting time in days (s.d.)	9.5 (20.3)	4.7 (5.6)	<0.001

500

501

502

503

504
505
506
507
508

Table S2: Comparison of effectiveness of medical abortions conducted in the in-person vs. telemedicine groups for the telemedicine-hybrid cohort (n=29,984)

Outcome	In-Person n=11,549	Telemedicine N=18,435	P-value
Successful medical abortion	11,329 (98.1)	18,289 (99.2)	<0.001
Unsuccessful medical abortion	220 (1.9)	146 (0.8)	
Continuing pregnancy treated with surgical management	133 (1.2)	17 (0.09)	<0.001
Continuing pregnancy opted to continue or unknown outcome	1 (0.01)	7 (0.04)	
Retained products treated with surgical management (ERPC)	86 (0.7)	122 (0.7)	

509
510
511
512
513
514
515
516
517
518
519
520
521
522

Note: As explained in the Methods section, the p-value for successful medical abortion is the co-variate adjusted p-value (i.e. all differences in patient clinical and demographic characteristics, including gestational age, are controlled for) and was calculated using a hypothesis test where the null hypothesis is that the in-person has the same effectiveness rate as the telemed group and the alternative hypothesis is that the in-person group has a lower effectiveness rate than the telemedicine group. The p-value for unsuccessful medical abortion is for the chi-squared test of whether the distribution of types of failure differ between in-person and telemed groups.

523 **Table S3: Comparison of significant adverse events following medical abortions in the**
524 **in-person vs. telemedicine groups for the telemedicine-hybrid cohort (n=29,984)**
525

Outcome	In-Person n=11,549	Telemedicine n=18,435	P-value
Haemorrhage requiring transfusion	4 (0.03)	3 (0.02)	0.532
Infection requiring hospital admission	0 (0.0)	0 (0.0)	
Major surgery	0 (0.0)	0 (0.0)	
Death	0 (0.0)	0 (0.0)	

526
527 Note: As explained in the methods section, the p-value was calculated using a hypothesis test
528 where the null hypothesis is that the in-person group has the same rate of adverse events than
529 the telemedicine group and the alternative hypothesis is that the in-person group has a lower
530 rate of adverse events than the telemedicine group.

531
532
533
534

535 **Figure 1 – Summary of early medical abortion care management during**
536 **COVID-19 pandemic (adapted from RCOG Coronavirus (COVID-19)**
537 **infection and abortion care – information for healthcare professionals)⁹**

538

539

540 [Note for editors – permission for reproduction obtained from RCOG]

541

542 Image from page 4: [2020-07-31-coronavirus-covid-19-infection-and-abortion-care.pdf](https://www.rcog.org.uk/2020-07-31-coronavirus-covid-19-infection-and-abortion-care.pdf)
543 ([rcog.org.uk](https://www.rcog.org.uk))

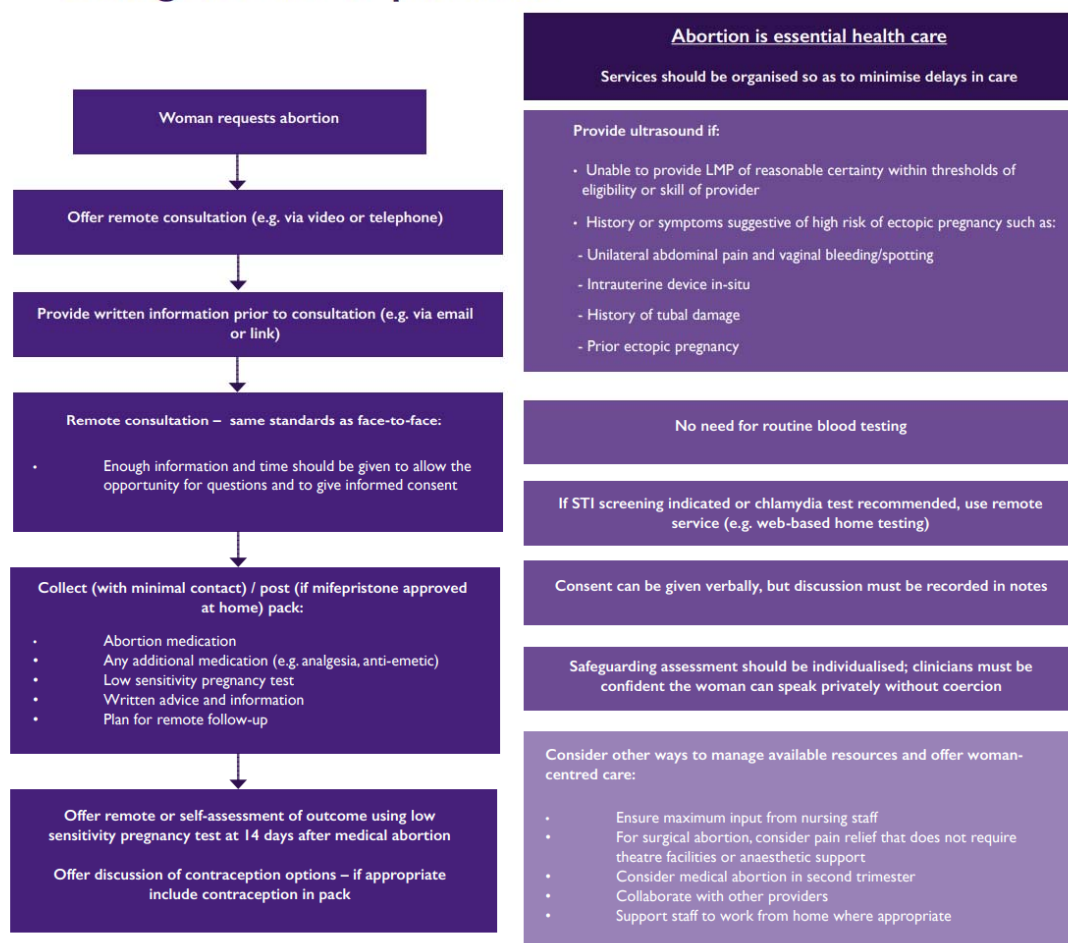
544

545 If preferred, can provide original files in original Word format

546

547

Summary of early medical abortion care management during COVID-19 pandemic



548

549

550

551 **Figure 2 – Decision aid for early medical abortion without ultrasound**
552 **(adapted from RCOG Coronavirus (COVID-19) infection and abortion**
553 **care – information for healthcare professionals)¹⁷**

554

555

556 [Note for editors – permission for reproduction obtained from RCOG]

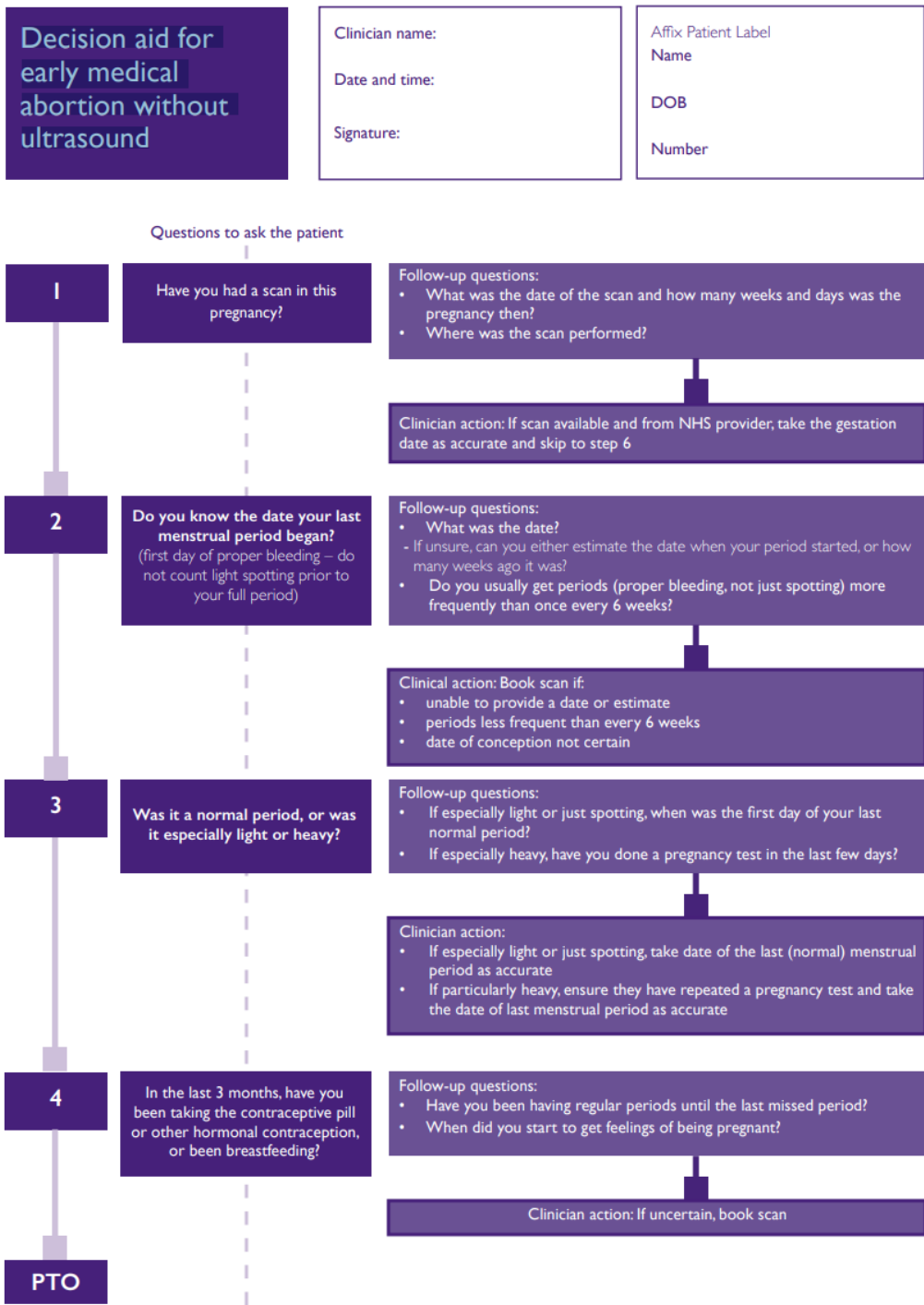
557

558 Image from: [2020-06-04-decision-aid-for-early-medical-abortion-without-ultrasound.pdf](https://www.rcog.org.uk/2020-06-04-decision-aid-for-early-medical-abortion-without-ultrasound.pdf)
559 [rcog.org.uk](https://www.rcog.org.uk)

560

561 If preferred, can provide original files in original Powerpoint format

562



3

Was it a normal period, or was it especially light or heavy?

Follow-up questions:

- If especially light or just spotting, when was the first day of your last normal period?
- If especially heavy, have you done a pregnancy test in the last few days?

Clinician action:

- If especially light or just spotting, take date of the last (normal) menstrual period as accurate
- If particularly heavy, ensure they have repeated a pregnancy test and take the date of last menstrual period as accurate

4

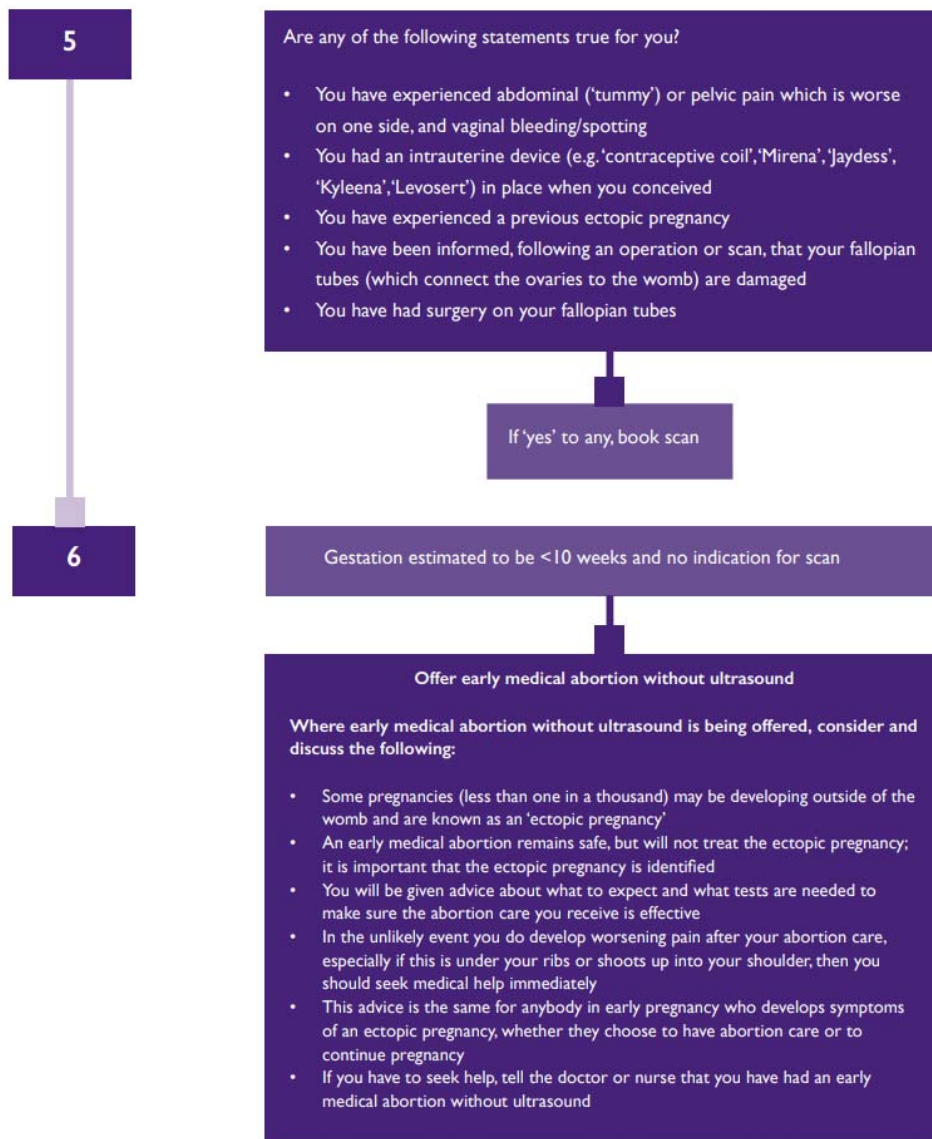
In the last 3 months, have you been taking the contraceptive pill or other hormonal contraception, or been breastfeeding?

Follow-up questions:

- Have you been having regular periods until the last missed period?
- When did you start to get feelings of being pregnant?

Clinician action: If uncertain, book scan

PTO



Royal College of
Obstetricians &
Gynaecologists

566 **Acknowledgements**

567 We would like to thank the Care Quality Commission (CQC), NHS England and NHS Im-
568 provement (NHSE & I), and the National Child Mortality Database (NCMD) for their advice
569 and assistance in ensuring all complications reported within NHS systems have been in-
570 cluded.

571
572 We are also enormously grateful to the many people who helped to ensure access to essential
573 healthcare for women needing an abortion not only continued, but was improved during the
574 COVID-19 pandemic. There are too many to list individually, but we would like to especially
575 thank the following who not only helped to implement a complete service change within a
576 few weeks, but also made this paper possible by ensuring the data was collected and accessi-
577 ble:

578 BPAS – Rebecca Blaylock, Steve Cheung, Pam Field, Stephen Franklin, Jeanette Taylor,
579 Katherine Whitehouse

580 MSUK – Cat James, Andrew Lord, Kay Newey, Abigail Storan

581 NUPAS – Aaron Flaherty, Linda Leach, Leanne MacCaffrey

582

583

584

585 **Authors' contributions & Declarations of Interest**

586

587 All authors have completed the ICMJE uniform disclosure form at
588 www.icmje.org/coi_disclosure.pdf and declare: no support from any organisation for the
589 submitted work; no financial relationships with any organisations that might have an interest
590 in the submitted work in the previous three years; no other relationships or activities that
591 could appear to have influenced the submitted work beyond that described under the roles
592 held by each individual below.

593

594

595 **Abigail Aiken** – Initial concept, developing study protocol, data analysis, writing first draft
596 and subsequent revisions, verification of data. Overall responsibility for data analysis & prin-
597 cipal investigator. Guarantor.

598

599 Member of the Council of the British Society of Abortion Care Providers (BSACP).

600

601

602 **Nabanita Ghosh** – Developing study protocol, revision of draft paper. Overall responsibility
603 for conduct of study including data collection at NUPAS.

604

605 Nothing to disclose

606

607

608 **Patricia A. Lohr** – Initial concept, developing study protocol, writing first draft and subse-
609 quent revisions. Overall responsibility for conduct of study including data collection at
610 BPAS.

611

612 Co-author / committee member of national guidelines cited in this paper from RCOG &
613 NICE; member RCOG abortion taskforce; council member of British Society of Abortion
614 Care Providers (BSACP); Medical Director of BPAS.

615

616 **Jonathan Lord** – Initial concept, developing study protocol, writing first draft and subse-
617 quent revisions, co-ordination and liaison. Overall responsibility for conduct of study includ-
618 ing data collection at MSUK.

619

620 Co-author / committee member of national guidelines cited in this paper from RCOG &
621 NICE; co-chair of RCOG abortion taskforce and British Society of Abortion Care Providers
622 (BSACP); primary employment includes work as an abortion care provider as a consultant
623 gynaecologist and medical director.

624

625

626 **Jennifer Starling** – Data analysis including statistical advice, writing first draft and subse-
627 quent revisions, verification of data.

628

629 Nothing to disclose

630

631

632 **Copyright/license for publication**

633

634 The Corresponding Author has the right to grant on behalf of all authors and does grant on
635 behalf of all authors, a worldwide licence to the Publishers and its licensees in perpetuity, in
636 all forms, formats and media (whether known now or created in the future), to i) publish, re-
637 produce, distribute, display and store the Contribution, ii) translate the Contribution into other
638 languages, create adaptations, reprints, include within collections and create summaries, ex-
639 tracts and/or, abstracts of the Contribution, iii) create any other derivative work(s) based on
640 the Contribution, iv) to exploit all subsidiary rights in the Contribution, v) the inclusion of
641 electronic links from the Contribution to third party material where-ever it may be located;
642 and, vi) licence any third party to do any or all of the above

643

644

645 **Data Sharing Statement**

646 The collated datasets, which include participant data with anonymised identifiers, are held by
647 AA at the University of Texas. Consideration will be given to sharing this with bone fide re-
648 searchers on application. The original data resides with the co-authors' own institutions. Al-
649 though the data is de-identified, some relate to very rare events and could therefore result in
650 identification. Therefore data on complications, and data arising from clinical incident re-
651 ports, will be subject to the same access restrictions as those of the organisation supplying it.

652

653

654 **Transparency Statement**

655

656 The authors affirm that the manuscript is an honest, accurate, and transparent account of the
657 study being reported; that no important aspects of the study have been omitted; and that any
658 discrepancies from the study as originally planned (and, if relevant, registered) have been ex-
659 plained.

660

661

662 **Funding Source**

663

664 None

665 **References**

666

667

- 668 1. Bearak J, Popinchalk A, Ganatra B, et al. Unintended pregnancy and abortion by income,
669 region, and the legal status of abortion: estimates from a comprehensive model for
670 1990-2019. *The Lancet Global Health* 2020 doi: 10.1016/S2214-109X(20)30315-6
671 [published Online First: 07/23/2020]
- 672 2. Sedgh G, Bearak J, Singh S, et al. Abortion incidence between 1990 and 2014: global,
673 regional, and subregional levels and trends. *Lancet* 2016;388(10041):258-67. doi:
674 S0140-6736(16)30380-4 [pii];10.1016/S0140-6736(16)30380-4 [doi]
- 675 3. Regan L, Glasier A. The British 1967 Abortion Act-still fit for purpose? *Lancet*
676 2017;390(10106):1936-37. doi: S0140-6736(17)32753-8 [pii];10.1016/S0140-
677 6736(17)32753-8 [doi]
- 678 4. National Institute for Health and Care Excellence (NICE). Abortion care. Evidence
679 Review A - Accessibility and sustainability of abortion services. In: National Institute
680 for Health and Care Excellence (NICE), ed. NICE guideline NG140. London, 2019.
- 681 5. O'Shea LE, Hawkins JE, Lord J, et al. Access to and sustainability of abortion services: a
682 systematic review and meta-analysis for the National Institute of Health and Care
683 Excellence—new clinical guidelines for England. *Human Reproduction Update* 2020
684 doi: 10.1093/humupd/dmaa026
- 685 6. WHO Global Observatory for eHealth. Telemedicine: opportunities and developments in
686 Member States: report on the second global survey on eHealth. Geneva: World Health
687 Organization, 2010.
- 688 7. Dorsey ER, Topol EJ. Telemedicine 2020 and the next decade. *The Lancet*
689 2020;395(10227):859. doi: 10.1016/S0140-6736(20)30424-4
- 690 8. Endler M, Lavelanet A, Cleeve A, et al. Telemedicine for medical abortion: a systematic
691 review. *BJOG* 2019;126(9):1094-102. doi: 10.1111/1471-0528.15684 [doi]
- 692 9. Royal College of Obstetricians and Gynaecologists (RCOG), Royal College of Midwives
693 (RCM), Faculty of Sexual & Reproductive Healthcare (FSRH), et al. Coronavirus
694 (COVID-19) infection and abortion care. In: RCOG, ed. London, UK: Royal College
695 of Obstetricians and Gynaecologists, 2020.
- 696 10. Department of Health & Social Care (DHSC). The Abortion Act 1967 - Approval of a
697 Class of Places. London: English Government, 2020.
- 698 11. Scottish Government. Abortion – Covid-19 – Approval For Mifepristone to be Taken At
699 Home and Other Contingency Measures. Edinburgh: Scottish Government, 2020.
- 700 12. Welsh Government. The Abortion Act 1967 – Approval of a Class of Place for Treatment
701 for the Termination of Pregnancy (Wales) 2020. In: Government W, ed. Cardiff:
702 Welsh Government, 2020.
- 703 13. Aiken ARA, Guthrie KA, Schellekens M, et al. Barriers to accessing abortion services
704 and perspectives on using mifepristone and misoprostol at home in Great Britain.
705 *Contraception* 2018;97(2):177-83. doi: S0010-7824(17)30435-3
706 [pii];10.1016/j.contraception.2017.09.003.
- 707 14. Creinin MD, Chen MJ. Medical abortion reporting of efficacy: the MARE guidelines.
708 *Contraception* 2016;94(2):97-103. doi: 10.1016/j.contraception.2016.04.013
709 [published Online First: 2016/05/01]
- 710 15. Abbas D, Chong E, Raymond EG. Outpatient medical abortion is safe and effective
711 through 70 days gestation. *Contraception* 2015;92(3):197-9. doi:
712 10.1016/j.contraception.2015.06.018 [published Online First: 2015/06/30]

- 713 16. Dzuba IG, Chong E, Hannum C, et al. A non-inferiority study of outpatient mifepristone-
714 misoprostol medical abortion at 64-70 days and 71-77 days of gestation.
715 *Contraception* 2020;101(5):302-08. doi: 10.1016/j.contraception.2020.01.009
- 716 17. Royal College of Obstetricians and Gynaecologists (RCOG). Decision aid for early
717 medical abortion without ultrasound. In: Royal College of Obstetricians and
718 Gynaecologists (RCOG), ed. Coronavirus (COVID-19) and gynaecological services.
719 London: Royal College of Obstetricians and Gynaecologists (RCOG), , 2020.
- 720 18. National Institute for Health and Care Excellence (NICE). Abortion Care. In: National
721 Institute for Health and Care Excellence (NICE), ed. NICE Guideline. London, 2019.
- 722 19. Royal College of Obstetricians and Gynaecologists (RCOG), Faculty of Sexual &
723 Reproductive Healthcare (FSRH), British Society of Abortion Care Providers
724 (BSACP). Clinical Guidelines for Early Medical Abortion at Home - England.
725 London, 2019.
- 726 20. Erlank CP, Lord J, Church K. Early medical abortion using telemedicine – acceptability
727 to patients [preprint]. *MedRxiv* 2020:2020.11.11.20229377. doi:
728 10.1101/2020.11.11.20229377
- 729 21. Meurice M, Whitehouse K, Blaylock R, et al. Client satisfaction and experience of home
730 use of mifepristone and misoprostol for medical abortion up to 10 weeks’ gestation at
731 British Pregnancy Advisory Service: a cross-sectional evaluation [preprint]. .
732 *Authorea* 2020 doi: 10.22541/au.160691768.87050587/v1
- 733 22. Ge M, Durham LK, Meyer RD, et al. Covariate-Adjusted Difference in Proportions from
734 Clinical Trials Using Logistic Regression and Weighted Risk Differences. *Drug*
735 *information journal : DIJ / Drug Information Association* 2011;45(4):481-93. doi:
736 10.1177/009286151104500409
- 737 23. Department of Health & Social Care (DHSC). Abortion statistics during COVID-19: data
738 tables. In: Department of Health & Social Care (DHSC), ed. London: UK
739 Government, 2020.
- 740 24. Aiken ARA, Starling JE, Gomperts R, et al. Demand for Self-Managed Online
741 Telemedicine Abortion in Eight European Countries During the COVID-19
742 Pandemic: A Regression Discontinuity Analysis [preprint]. *MedRxiv*
743 2020:2020.09.15.20195222. doi: 10.1101/2020.09.15.20195222
- 744 25. Upadhyay UD, Desai S, Zlidar V, et al. Incidence of emergency department visits and
745 complications after abortion. *Obstet Gynecol* 2015;125(1):175-83. doi:
746 10.1097/AOG.0000000000000603 [published Online First: 2015/01/07]
- 747 26. Centers for Disease Control and Prevention (CDC). Ectopic pregnancy—United States,
748 1990–1992. *MMWR Morb Mortal Wkly Rep* 1995;44(46–8):46–8.
- 749 27. National Institute for Health and Care Excellence (NICE). Ectopic pregnancy and
750 miscarriage: diagnosis and initial management. NICE guideline. London, 2019.
- 751 28. Shannon C, Brothers LP, Philip NM, et al. Ectopic pregnancy and medical abortion.
752 *Obstet Gynecol* 2004;104:161–7.
- 753 29. Mol BW, van der Veen F, Bossuyt PM. Symptom-free women at increased risk of ectopic
754 pregnancy: should we screen? *Acta Obstet Gynecol Scand* 2002;81(7):661-72. doi:
755 aog810713 [pii];10.1034/j.1600-0412.2002.810713.x [doi]
- 756 30. Clark WH, Gold M, Grossman D, et al. Can mifepristone medical abortion be simplified?
757 A review of the evidence and questions for future research. *Contraception*
758 2007;75(4):245-50. doi: 10.1016/j.contraception.2006.11.011 [published Online First:
759 2007/03/17]
- 760 31. Bracken H, Clark W, Lichtenberg ES, et al. Alternatives to routine ultrasound for
761 eligibility assessment prior to early termination of pregnancy with mifepristone-
762 misoprostol. *BJOG* 2011;118(1):17-23. doi: 10.1111/j.1471-0528.2010.02753.x [doi]

- 763 32. Raymond EG, Grossman D, Mark A, et al. Commentary: No-test medication abortion: A
764 sample protocol for increasing access during a pandemic and beyond. *Contraception*
765 2020 doi: S0010-7824(20)30108-6 [pii];10.1016/j.contraception.2020.04.005 [doi]
766 33. Harris LH, Grossman D. Complications of Unsafe and Self-Managed Abortion. *N Engl J*
767 *Med* 2020;382(11):1029-40. doi: 10.1056/NEJMra1908412 [doi]
768