

# Use of Artificial Intelligence on spatio-temporal data to generate insights during COVID-19 pandemic: A Review

Gihan Jayatilaka<sup>a,1</sup>, Jameel Hassan<sup>a,1</sup>, Umar Marikkar<sup>a</sup>, Rumali Perera<sup>b</sup>, Suren Sritharan<sup>c</sup>, Harshana Weligampola<sup>c</sup>, Mevan Ekanayake<sup>d</sup>, Roshan Godaliyadda<sup>a</sup>, Parakrama Ekanayake<sup>a</sup>, Vijitha Herath<sup>a</sup>, G M Dilshan Godaliyadda<sup>e</sup>, Anuruddhika Rathnayake<sup>f</sup>, Samath D. Dharmaratne<sup>g,h</sup>, Janaka Ekanayake<sup>a,i</sup>

<sup>a</sup>*Department of Electrical and Electronic Engineering, Faculty of Engineering, University of Peradeniya, Peradeniya [20400], Sri Lanka*

<sup>b</sup>*Department of Statistics and Computer Science, Faculty of Science, University of Peradeniya, Peradeniya [20400], Sri Lanka*

<sup>c</sup>*Faculty of IT and Computing, Sri Lanka Technological Campus, Padukka [10500], Sri Lanka.*

<sup>d</sup>*Office of Research and Innovation Services, Sri Lanka Technological Campus, Padukka [10500], Sri Lanka*

<sup>e</sup>*Researcher, Texas, United States of America*

<sup>f</sup>*Postgraduate Institute of Medicine, University of Colombo, Colombo 07 [07000], Sri Lanka*

<sup>g</sup>*Department of Community Medicine, Faculty of Medicine, University of Peradeniya, Peradeniya [20400], Sri Lanka*

<sup>h</sup>*Department of Health Metrics Sciences, Institute for Health Metrics and Evaluation, School of Medicine, University of Washington, United States of America*

<sup>i</sup>*Cardiff School of Engineering, Cardiff University, The Parade, Cardiff CF24 3AA, United Kingdom*

---

**Keywords:** COVID-19, Artificial Intelligence (AI), Prevention, Control

---

## Abstract

The COVID-19 pandemic, within a short time span, has had a significant impact on every aspect of life in almost every country on the planet. As it evolved from a local epidemic isolated to certain regions of China, to the deadliest pandemic since the influenza outbreak of 1918, scientists all over the world have only amplified their efforts to combat it. In that battle, Artificial Intelligence, or AI, with its wide ranging capabilities and versatility, has played a vital role and thus has had a sizable impact. In this review, we present a comprehensive analysis of the use of AI techniques for spatio-temporal modeling and forecasting and impact modeling on diverse populations as it relates to COVID-19. Furthermore, we catalogue the articles in these areas based on spatio-temporal modeling, intrinsic parameters, extrinsic parameters, dynamic parameters and multivariate inputs (to ascertain the penetration of AI usage in each sub area). The manner in which AI is used and the associated techniques utilized vary for each body of work. Majority of articles use deep learning models, compartment models, stochastic methods and numerous statistical methods. We

---

<sup>1</sup>Equally contributing authors

conclude by listing potential paths of research for which AI based techniques can be used for greater impact in tackling the pandemic.

## 1. Introduction

The COVID-19 pandemic caused by the novel coronavirus (SARS-CoV-2) exemplifies the vulnerabilities of healthcare systems in the face of unforeseen adversity. After COVID-19 emerged from China in January 2020, it has spread across the globe and has been responsible for the ongoing pandemic that has claimed hundreds of thousands of lives around the world (as of September 2021, 4.5 million deaths have been reported<sup>1</sup>). Artificial Intelligence (AI) is at the forefront in the global response to the prevailing COVID-19 pandemic. In particular, AI solutions have been developed for infection detection, forecasting, response planning, recovery planning, risk assessment and patient prioritization, screening and diagnosis, contact tracing, understanding social interventions, and automated patient care.<sup>2,3,4</sup>

AI is the notion of mimicking human intellect on a computer, through a collection of operations. The concept of AI has been with us since the early 1900s and was formalized by Alan Turing in the 1950s. However, up until the 21st century AI was at a nascent state primarily due to the limited availability of processing power. The AI revolution as we know came about in the early 2010s when AlexNet,<sup>5</sup> an artificial deep neural network-based solution, managed to triumph the competition in an image classification challenge. Since then, AI has permeated almost every scientific discipline including agriculture, education, manufacturing, finance, transportation, media, and healthcare. Global Health is another key sector which is widely influenced by AI. In fact, AI systems assist healthcare by performing tasks such as diagnosis, risk assessment, forecasting and surveillance, and health policy and planning.<sup>6,7</sup>

The furtherance of AI systems has been supplemented by the abundance of data, i.e. Big Data, that is available to researchers in the era of COVID-19. Hence, hundreds of articles on AI-based systems for different tasks in the fight against COVID-19 are published constantly (See Fig. 1). To assist further research in the field, this plethora of articles have been summarized and evaluated in several review articles.<sup>2,6,8,9,10,11,12</sup> These review articles discuss the impact of AI in a general sense i.e. without further categorization into specific topics. However, with further proliferation of articles, a need for more rigorous review has emerged, specifically, reviews that catalogue projects based on their specific utilization of AI i.e. cataloguing based on which tasks are achieved by AI and how. In this paper, we identify and categorize papers into two primary categories based on the tasks achieved through AI -- 1) spatio-temporal modeling and forecasting where features like geographical location and time are utilized for modeling and forecasting, 2) modeling the impact on diverse populations where additional features like age, medical conditions, environmental differences, socio-economic dependence, political dependence, population flow, and travel patterns are utilized for modeling. In this review, we avert the normative style of review articles on AI systems for COVID-19

and present an in-depth analysis focusing on the aforementioned two tasks. We also discuss the potential of AI systems and how the worldwide AI community should respond to COVID-19 in the near term as well as how we can learn from our experiences for future pandemics.

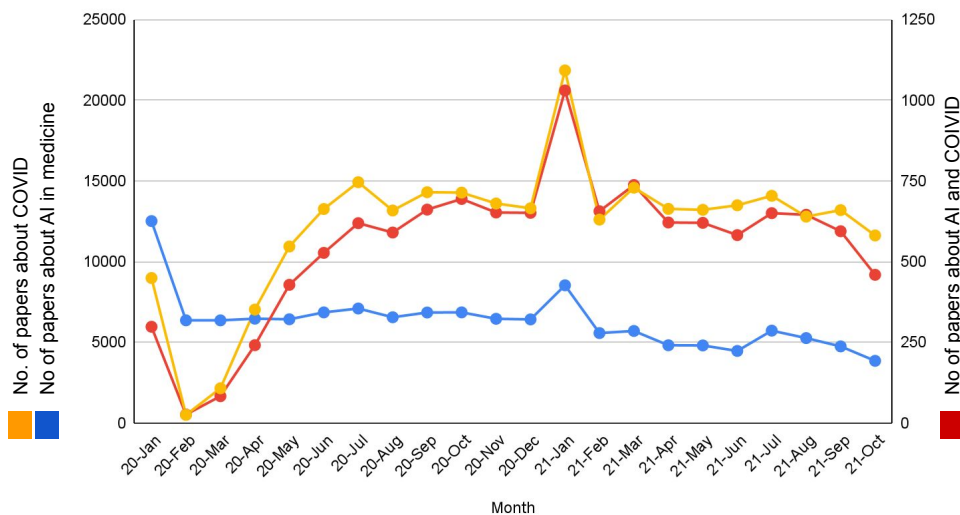


Figure 1: Time variation of number of papers in AI (for medical applications only), COVID and AI+COVID

## 2. Search Strategy and Selection Criteria

The literature survey for research papers on existing work on COVID-19 (or pandemics in general) and AI was done using IEEE Xplore, PubMed and Google Scholar for articles published between the time period 2019 and 2021 September. Only articles written in English were considered in this review. The keywords used were ["COVID-19", "pandemic" or "sars-cov-2"] and ["AI" or "artificial intelligence" or "machine learning" or "pattern recognition" or "prediction" or "forecasting"] and ["time" or "location", "demography" or "country" or "spatio-temporal"]. Papers were shortlisted from peer reviewed papers published or in press for journals indexed in Scimago. These criteria resulted in 156 research papers. The texts were examined to pick 68 research papers that matched the scope of this survey. This is illustrated in Fig. 2.

## 3. Results

Our literature survey showed that spatio-temporal forecasting was performed either as a time series forecasting problem or as a diversity aware analysis by taking the diversity of populations into account via one/multiple parameter(s). The parameters being used are split into groups based on whether the parameter is inherent to the individuals (intrinsic), the environment (extrinsic) or an activity performed by the individuals (dynamic).

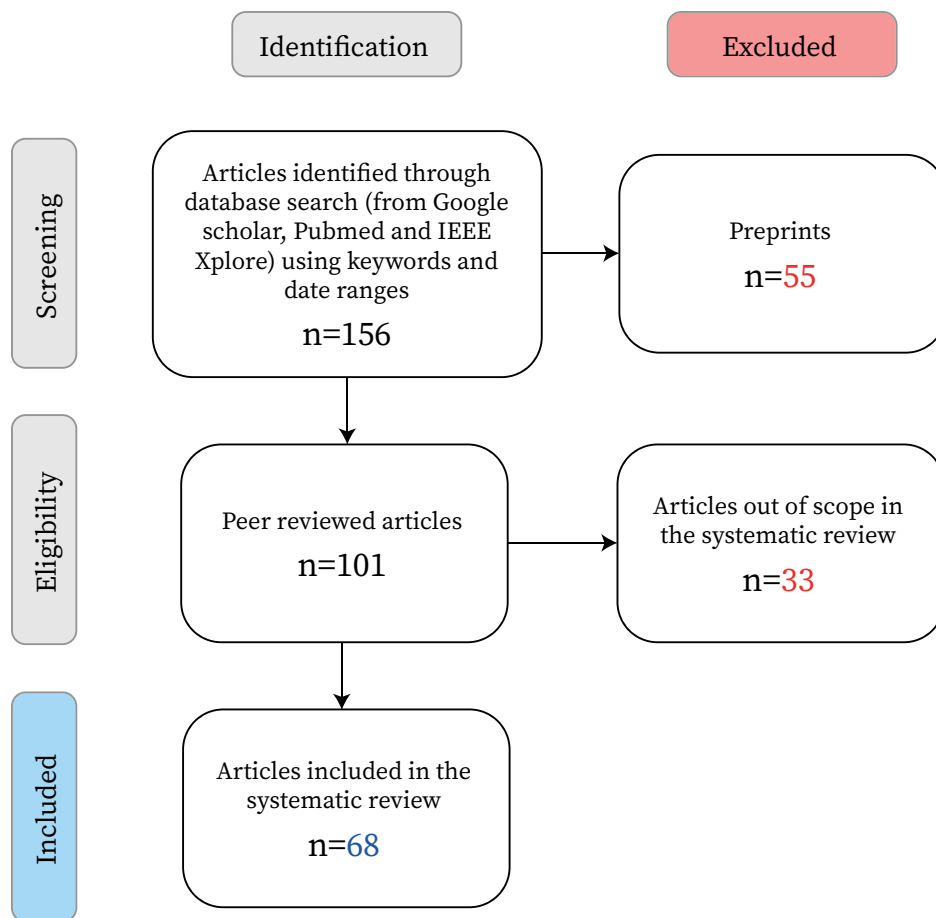


Figure 2: Flowchart for the literature survey methodology

The papers are grouped into sections depending on the parameters used to model the affected parties as given in Table 1.

### 3.1. Spatio-Temporal modeling and forecasting

The first cluster of research papers on modeling and forecasting was based on spatial and temporal data alone. This enabled us to identify the impact of AI usage on spatio-temporal data to facilitate the fight against COVID-19 by obtaining predictions on the number of total patients in the future, thus giving insight on the trajectory a country/state is heading in. It facilitates the future allocation of hospital resources, the lack of which has caused widespread commotion in many countries.<sup>13,14</sup> This data is also crucial in instructing the authorities involved in policy and decision making, and will thereby ensure efficient containment of the virus spread.<sup>15</sup> Several methods including statistical approaches, machine learning techniques, deep learning models, and time series models have been evaluated in this landscape. The various AI models used and example papers are listed in Fig. 3.

#### Temporal modeling:

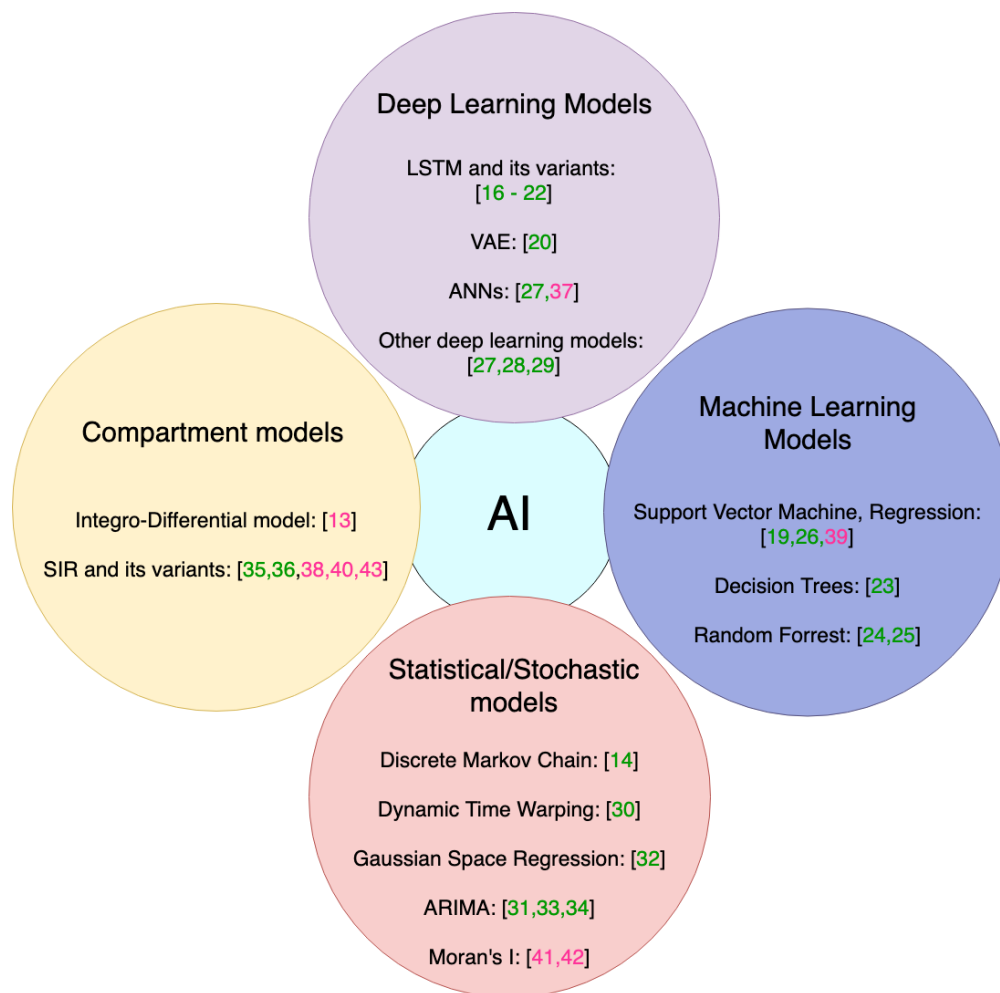


Figure 3: AI models used in spatio-temporal modeling and forecasting. The reference number for each model is given in square brackets. Green- temporal model, Pink- spatio-temporal model.

Temporal forecasting of COVID-19 infection cases have been evaluated using multiple deep learning models. A multi-step prediction using the neural network models - Long Short Term Memory (LSTM), Convolutional LSTM (ConvLSTM), Bidirectional LSTM (Bi-LSTM)- as a case study for Canada,<sup>16</sup> different states in India,<sup>17</sup> and USA<sup>18</sup> have been studied. The Bi-LSTM model and the ConvLSTM models are shown to outperform the other LSTM variants with a Mean Absolute Percentage Error (MAPE) of 3% for day ahead predictions. Accuracy of variants of LSTMs are further compared with Gated Recurrent Units (GRU), a Variational Auto-Encoder (VAE), Convolutional neural networks (CNNs), and Support Vector Regression (SVR) models.<sup>19,20,21</sup> The models are evaluated on multiple countries where substantial data is available (USA, Italy, Spain, China, Australia) to validate that the Bi-LSTM and VAE (MAPE less than 3%) models outperform the conventional models. Meanwhile, a data driven forecasting method has been developed to estimate the number of positive cases of COVID-19 in India for the next 30 days.<sup>22</sup> The number of recovered cases, daily positive cases, and deceased have also been estimated using LSTMs and curve fitting. In order to handle the data imbalance problem, a decision tree algorithm is developed to extract rules to determine the

optimal algorithm for forecasting.<sup>23</sup> In addition, machine learning based random forest model,<sup>24, 25</sup> Support Vector Machine(SVM) model,<sup>26</sup> Artificial Neural Networks (ANNs)<sup>27</sup> and other deep learning models<sup>28, 29</sup> have been used in forecasting.

A novel statistical method has been developed to forecast the spread of COVID-19 globally. This method considers lead-lag effects between different time series using the dynamic time warping technique to analyze non linear relationships among nations.<sup>30</sup> Thus, it was able to determine underlying causal relationships such as the origin of the virus and the forerunner in given regions. A Non linear Autoregressive Artificial Neural Networks (NAR-ANN) and Auto Regressive Integrated Moving Average (ARIMA) model was used to forecast the spread of COVID-19 in Egypt.<sup>31</sup> Furthermore, an analysis of COVID-19 deaths using reduced space Gaussian process regression has shown a correlation coefficient of 98.9%.<sup>32</sup> In an attempt to solve the patient triage problem related to COVID-19, researchers in Italy have formulated a discrete time markov chain model to predict the number of COVID-19 cases, to thereby, efficiently allocate ICU resources across the country.<sup>14</sup> The critical need for COVID-19 forecasting comes from the need to understand how to implement containment strategies while balancing its impact on the country's economy and thereby the livelihood of people. From an economical impact standpoint, a modified ARIMA model was developed to forecast the number of COVID-19 cases and the stock market in Spain<sup>33</sup> for the given period. ARIMA has also been ensembled with Wavelet Transforms to model stationary and non-stationary trends using a 10-day forecast.<sup>34</sup>

Epidemic modeling in the past has extensively used compartment models, especially the Susceptible - Infective - Removed (SIR) model and its variants. Researchers in China have implemented a dynamic Susceptible Exposed Infectious Removed (SEIR) model along with an Artificial Intelligence model to predict the COVID-19 spread in China and identify underlying patterns in the spread.<sup>35</sup> A modified SEIR model has been implemented to forecast the spread of COVID-19 and its burden on hospital care under varying social distancing conditions.<sup>36</sup> This study concludes that the best parameter to assess the effectiveness of confinement and risk of virus diffusion, is the average number of daily contacts in a population ( $c$ ).

### **Spatio-temporal modeling:**

Researchers have focused on modeling and forecasting the spread of COVID-19 in the spatio-temporal domain to identify not only “how much” the disease has spread but also “where” it has spread to, and to “what extent”.<sup>37, 38, 39</sup> A study conducted for Germany has developed a memory based integro-differential network model to predict spatio-temporal outbreak dynamics such as number of infections, hospitalization rates, and demands on ICU due to COVID-19 at state level.<sup>13, 40</sup> The model takes into account effects of different containment strategies, event and contact restrictions, and different courses the infection may take; which is not possible when dealing with traditional SIR models. A novel approach is taken using Moran's I test to find regional correlations of COVID-19 cases in China.<sup>41, 42</sup> The spatial association between states are modelled into the following six types:<sup>41</sup> 1) Sharing of borders 2) Euclidean (Shortest) distance 3) Population

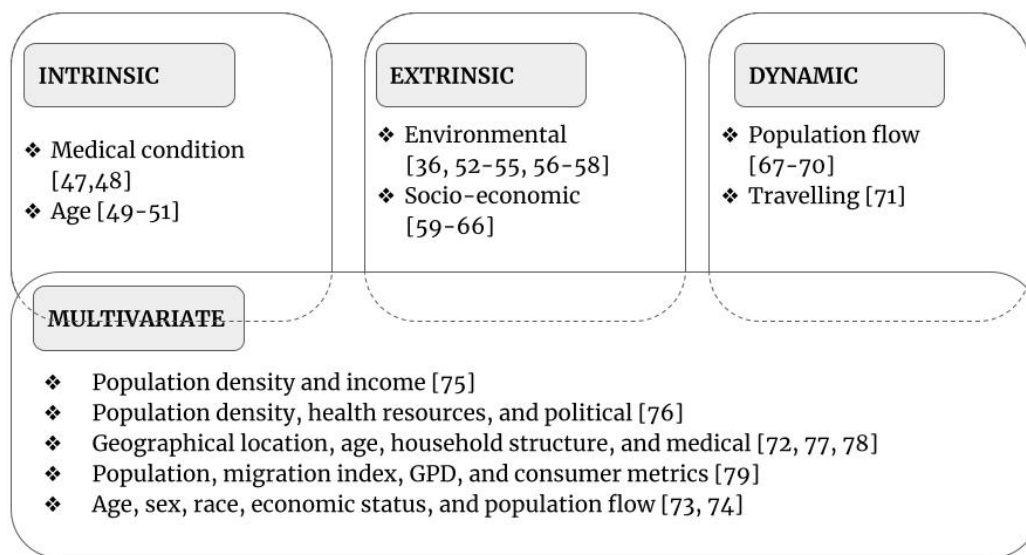


Figure 4: Impact Modeling. The reference numbers of research papers are given in square brackets.

4) Population density 5) Number of doctors and hospitals 6) Number of medical beds. Results show high positive correlation between an infected region and its adjacent regions for the first five models. This method is useful for predicting outbreaks in specific regions, which in turn will allow policymakers to take proactive measures to prevent COVID-19 spread to adjacent regions. The county level spread of COVID-19 in relation to the healthcare capacities in Ohio, USA is predicted and the results show that the disease spreads much faster in counties that facilitate air transportation to other counties.<sup>43</sup> This shows that similar to attributes such as population, underlying spatio-temporal attributes such as inter-state travel can be employed to predict the dynamic spread of the pandemic.

### 3.2. Modeling the impact on diverse populations

In this section, we review methods that group the population into clusters based on different factors such as occupation, age and other such parameters and analyze COVID-19 spread in those demographics. An overview of what characterizes the population diversity is given in Fig. 4.

The importance of this diversity/context awareness of information for handling the pandemic across the globe has been studied<sup>44,45</sup>. Even within similar geographies, socio-economic factors have been shown to have an effect on the spread and severity of the pandemic.<sup>46</sup> This work shows why the analysis, prediction and mitigation of COVID-19 related issues should be done considering the context (diversity of the population) for best results.

Models developed to handle diversity awareness are mostly mappings between higher dimensional spaces (in

cases where the context is passed as an input) with the capability to capture the multi-modal behavioral of data. We see multi-variate statistics, time series models, artificial neural networks and other AI models being used in this landscape. Key challenges observed in this domain are, handling non-uniformly sampled data, incomplete data and figuring out the context without it being readily fed into the models.

The parameters taken into account to characterize diversity are analyzed in the following subsections (as given in Table 1). A summary of this section is given in Table 2.

### *3.2.1. Intrinsic Parameters*

#### **Medical Conditions**

A large-scale analysis of the severity of COVID-19 among the population, given the existing statistics of the medical conditions as per the Global Burden of Disease and Population census among the world, is done using statistical analysis coupled with resampling techniques.<sup>47</sup> This study shows the importance of utilizing larger data sources to generate insights during the pandemic. Another study aiming to uncover a similar correlation between pre-existing conditions and COVID-19 mortality was conducted on individual patient data from Wuhan using linear regression and statistical techniques.<sup>48</sup>

#### **Age**

In this section, we discuss the research work attempting to uncover the differential impact of COVID-19 on different age groups. The age dependence of COVID-19's impact on children is studied using statistical analysis to thereby generate predictions on the population as a whole by considering data from USA.<sup>49</sup> This work goes on to generate recommendations based on the predictions on how best to prepare for large scale outbreaks. The age stratified CFR rate (case fatality rate -- the ratio of deaths to the number of total cases) is analyzed using basic statistics.<sup>50</sup> Another study performs an in-depth analysis on a larger dataset from around the world (China's statistics coupled with the rest of the world).<sup>51</sup> The study also sheds light into the age dependence of healthcare in an overwhelmed system. From the literature, it is concluded that age dependence is mostly analyzed using classical algorithms, as opposed to more modern techniques.

### *3.2.2. Extrinsic Parameters*

#### **Environmental differences**

The spread of COVID-19 has been analyzed with regard to environmental factors such as temperature, precipitation and humidity.<sup>52,53,54,55</sup> One study uses a spatial Seemingly Unrelated Regressions (SUR) to model the COVID-19 spread as an inter-regional contagion process.<sup>56</sup> This does not show the effect of temperature and sunshine on the behavior of the virus, but instead analyzes the people's behavioral changes based on environmental factors, and thereby the spread of the virus as a result of these changes.



Another similar study (using ANN based differential equations and particle swarm algorithms) shows that population density (followed by relative humidity) has a higher impact on the spread of COVID-19 in comparison to temperature and wind speed.<sup>57</sup> Statistical models have also been used to show the absence of a correlation between the daily temperature and case counts in Spain.<sup>58</sup> Similarly, the performance of ANN based COVID-19 prediction is evaluated to show how absence of weather data does not make a difference.<sup>29</sup>

### **Social, Economic and Political factors**

Moran's I test is widely used to analyze spatial correlations in pandemics including social, economic and political dependencies. One such study computes the correlation between testing and COVID-19 positive rates, and the socio-economic status in zip code level clusters of New York. The study recommends healthcare resources to be directed towards areas where low testing and high positive rates are prevalent.<sup>59</sup>

Another study explores spatial relationships between socio-demographics and the spread of COVID-19 in three regions of Texas using ordinary least squares (OLS) and geographically weighted regression (GWR). The authors quantify the influence of poverty on COVID-19 infection density for a given region. In turn, it helps policy-makers direct healthcare resources and provide more emphasis towards low-income regions in a state.<sup>60</sup> The effect of the percentage of African-American population on COVID-19 disease and death rates, for a given county in the United States is analyzed. Results indicated that nearly 90% of counties with a disproportionately higher number of African-Americans had a higher percentage of cases and deaths. The relationship between this socio-demographic and COVID-19 was fit to a Negative Binomial Regression (NBR) model, which can forecast the number of future cases in relation to income and racial parameters in a given county.<sup>61</sup>

A case study of South Korea evaluates lockdown policies to find noteworthy COVID-19 clusters in space and time. It was observed that clusters were contained faster as time progressed (i.e. earlier outbreaks took time to contain but clusters that started later were contained quickly). This was evidence of how government policies can affect the spread of COVID-19. The model also took into account the population density of districts (higher population density implies higher disease spread).<sup>62</sup> Similarly, time, space and population demographics have been used to model the COVID-19 outbreak containment in Italy.<sup>63</sup> A prediction modeling study to measure the effect of Non-Pharmaceutical-Interventions (NPI) on the spread of COVID-19 has been conducted for USA at the state level<sup>64</sup> and for 16 countries from diverse geographical regions.<sup>65</sup> The authors analyze the effects of no intervention, cyclic mitigation or suppression measures followed by relaxation period. The effects on ICU admissions and death is evaluated for these different measures. A similar study has been conducted for North America, Sweden<sup>15</sup> and China,<sup>66</sup> as they have taken contrasting policies to battle COVID-19.

### *3.2.3. Dynamic Parameters*

#### **Travelling and Population flow**

Focusing on travel and mass population flow, a recent study found correlations between the number of persons migrating from Wuhan to other cities and the number of cases in those cities. Using this, a risk analysis was developed using a Bayesian space-time model to quantify the risk of a person migrating from Wuhan spreading COVID-19 to another population.<sup>67</sup> While the similar scenario in India's mass migration has been studied,<sup>68</sup> AI is yet to be used in the Indian situation. Dynamic Parameters have also been used to analyze the spread of COVID-19.<sup>69</sup> This study identifies the regions with high risk of early transmission, and forecasts the distribution of COVID-19 cases from Wuhan, using statistical methods on population flow data.

Meanwhile, modeling the effect of population flow with consideration on to the geography has outperformed the naive population flow models in terms of accuracy. The former was done by a neural network that can absorb time series information of the patient counts and travel statistics, as well as knowledge about the geographical hierarchy of countries and continents.<sup>70</sup> A study further discusses the impact of travel restrictions on the spread of COVID-19 on a regionally connected population. To identify the spread of the disease, a Bayesian approach is used. The results show that travel restrictions had a minimal effect unless they were supplemented with other behavioral changes to mitigate the disease spread.<sup>71</sup>

### *3.2.4. Multivariate inputs*

The methods in these articles attempt to model the complex relationships between different parameters and uncover correlations that might not be obvious in traditional statistical analysis.<sup>72,73</sup> These models are designed based on both human intuition and AI. Understanding the inter-dependence of the input variables used to model the spread of COVID-19 is important in developing an intuitive deep learning model. Combining both stationary and time dependent parameters, a deep learning architecture "CovidNet" has been proposed to take advantage of the different types of inputs. The work also shows the importance of understanding the inter-dependence of the input variables to develop deep learning models coupled with human intuition.<sup>74</sup>

To identify the socio-economic variables most influential towards COVID-19 fatalities, a spatial regression approach has been used.<sup>75</sup> Out of 28 possible demographics; population density, income, and poverty rates were found to have the highest correlation with infection rates and fatalities in a given region. This study also models fatalities of a given region using these reduced socio-economic variables. The reduction of variables vastly helps real-time forecasting due to simplicity and reduced computational cost. Another study developed a real-time risk assessment method for future cases in terms of fatality rate of an affected country, using population density, healthcare resources, and government enforced preventive measures. The number of

future cases was predicted using an ARIMA model, and a regression tree algorithm was used to validate the argument that the aforementioned variables have the highest impact on fatality rates in those countries.<sup>76</sup>

Modified SEIR models including time-dependent parameters have been explored analysing multiple categories such as age, sex, household structure, current medical conditions and spatial locations.<sup>77,78</sup> The study on individual level model for COVID-19 transmission spread in the city of Lombardy suggests that salutary sheltering of persons belonging to different age groups along with physical distancing measures may significantly reduce the rate of COVID-19 transmission. A study of COVID-19 spread in Hubei, China analyzes the spatio-temporal spread of COVID-19 using spatial autocorrelation and Spearman's rank correlation methods. From a number of demographics; resident population, migration index, Gross Domestic Production (GDP) and Total Retail Sales (TRS) of consumer goods were determined to have a strong influence on the spread of COVID-19.<sup>79</sup>

#### **4. Discussion and potentials of AI for future avenues.**

The literature survey has uncovered two key application areas in which AI is used-- predicting the future impact of COVID-19 on populations and uncovering the differential impact of COVID-19 on diverse segments of the population. The performance of predictive algorithms have been limited by a range of factors (Section 3.1). Impact modeling has generated interesting insights on the virus as well as the society at large (Section 3.2).

Despite the recent growth of AI, many existing solutions rely on traditional methodologies, without any automation. Even though medical systems have been computerized in the past decades, the unprecedented nature of COVID-19 has brought forward issues that need to be automated but are still dependent on human intervention. For example, patient care and scheduling medical personnel are mostly done through a manual rule-based methodology to ensure that the people that are more infectious are handled with rigorous spread prevention measures.<sup>80</sup> The application of AI for such novel issues poses certain challenges, but overcoming these challenges and exploiting the available methodologies could result in a marked improvement in a variety of fields, especially within the medical domain. Table 3 lists a few COVID-19 related issues for which AI may be an ideal candidate.

One major drawback of traditional statistical techniques is their inability to take advantage of Big Data. For example, statistical techniques have often been used to find the most influential factors that leads to COVID-19 related deaths,<sup>48</sup> and the socio-economic issues that arise as a result of COVID-19.<sup>81</sup> While statistical studies are helpful, identifying specific clusters of features will be instrumental for decision making. Deep clustering techniques based on convolution neural networks have outperformed traditional methods<sup>82</sup> for such clustering problems. In addition to handling complex input data, the convolutional models learn

spatial information and correlation that results in better performance.

Similarly, traditional techniques do not handle Big Data efficiently. For example, contact tracing through the use of mobile application such as “WeChat” has been effective in many countries.<sup>83</sup> However, one major limitation is their inability to ingest a large volume of data for decision making and adapt accordingly.<sup>84</sup> Due to the improvement in processing power of mobile devices, AI algorithms can be adapted to solving problems such as proximity identification and improve the accuracy and reliability of these systems through adaptation and real-time learning.

Furthermore, classical techniques often fail to model the spatio-temporal relationships of the input data. Studies have been conducted to find the correlation between the traveling patterns of individuals and how it correlates to the spread of disease.<sup>83</sup> However, individual-level tracking only focuses on geographical location and overlooks other factors such as social clusters, race and age. It would be interesting to consider these social clustering parameters for this study, as they may have significant correlation with the spread of pandemic. Graph Neural Networks (GNN) can be used to model and identify specific events in the spatial and/or temporal domain. The spatial information can be modelled through graphs and the information can be propagated within the nodes through message passing. In addition to GNNs, using state-of-the-art NLP techniques like Transformers,<sup>85</sup> spatio-temporal information that pays specific attention to events (e.g. sudden spikes in patients) in the temporal and/or spatial domain can be efficiently modeled.

Despite the large number of recent vision-based solutions for COVID-19,<sup>86</sup> the risk level assessment for a particular environment is neither defined nor addressed properly. Comparing different environments (using a combination of vision techniques for social distancing, face mask identification and other visible metrics) and quantifying the risk of transmission in those particular environments would be helpful in making decision such as implementing social distancing measures and easing/strengthening problem.

## 5. Limitations and Conclusion

The rapid development and growing research in AI is amassed as preprints rather than peer reviewed work. Thus, the exclusion of preprints limits the scope of the review process. In addition to the exclusion criteria, the setting of AI research in the contemporary world imposes restrictions to review. A large portion of annual investment (US\$ 1.7 billion in 2018<sup>87</sup>) for R&D in the intersection of AI and healthcare comes from tech corporations such as Google and Facebook.<sup>88</sup> Since a major portion of the AI research and development ends up in commercial deployment, they are not made available to the public.

It is important to note that our recommendations in Section 4 were built on the premise that the methods we prescribed were not already explored by other researchers. Perhaps, the methods were implemented and not published because they did not yield the expected positive results.

Moreover, our review only focuses on papers written in English whilst the outbreak of COVID-19 started from China. There are many research articles and reports written in Chinese languages that are not considered in this review. Furthermore, India recorded a large number of COVID-19 patients as well and its demographics and socio-economics presented a wide range of unique challenges (mass immigration, social inequalities in access to healthcare) in handling the situation. Analysis and reports on this matter that were done in local languages are also not considered in this review.

AI has been deployed towards the combat of COVID-19 all around the globe. The severe acute respiratory syndrome and its novel nature of spread has required an effective pandemic response. AI-driven modeling and forecasting systems have been successful in alleviating the situation.

In this review, we have explored the gaps of AI usage as a tool to fight against COVID-19. Specifically, (a) existing methodologies in the pandemic response could be replaced by new AI technology in modeling and forecasting, (b) new AI technology could be introduced to surpass prevailing AI modeling and forecasting technique outcomes, and (c) new AI techniques in various other fields that have not been experimented in a pandemic situation before could be drawn parallel to the COVID-19 response in an effective manner.

### **Author Contribution**

GJ, JH, UM, RP, SS, HW, ME, RG, PE, VH, DG, AR, SD, and JE conceptualized the study and designed the methodology. RG, PE, VH, DG, AR, SD, and JE supervised the project. GJ, JH, UM, RP, SS, HW, and ME carried out the literature search, reviewed the articles, and wrote the draft. RG, PE, VH, DG, AR, SD, and JE reviewed and edited the draft. GJ, JH, UM, RP, SS, HW, ME, RG, PE, VH, DG, AR, SD, and JE had access to the data, read the final manuscript and approved it.

### **Conflict of Interest**

The authors have no conflicts of interest to declare.

Table 1: Parameters being used to characterize the diversity in population in the literature

<b>Category</b>	<b>Parameter</b>	<b>No. of papers</b>	<b>Section</b>
	Unparameterized	22	Section <a href="#">3.1</a>
Intrinsic	Medical conditions	2	Section <a href="#">3.2.1</a>
	Age	3	
Extrinsic	Environmental	4	Section <a href="#">3.2.2</a>
	Socio-Economic-Political	8	
Dynamic	Traveling and Population flow	5	Section <a href="#">3.2.3</a>
Multi	Multiple-parameters	5	Section <a href="#">3.2.4</a>
	<b>Total</b>	<b>49</b>	

Table 2: Summary : Diversity aware AI

Paper	Algorithm	Parameters	Data
47	Basic statistics, Jackknife re-sampling	Age, sex and country	Global burden of disease study, age specific infection hospitalization ratios for COVID-19 estimated for mainland China
48	Statistical tests, uni/multi variate logistics regression	Demographic data and hospital records	Adults confirmed for COVID-19 from Jinyintan Hospital and Wuhan Pulmonary Hospital who had recovered or had died by Jan 31, 2020
49	Statistical analysis	Age	Patient data from the Pediatric Intensive Care units in USA
50	Basic statistics	Age	Data from Diamond princess cruise ship
51	Monte Carlo Markov chains	Age	Individual case data for COVID-19 patients from Hubei, China and data from 37 other countries
56	Seemingly unrelated regression equations SUR model	Temperature and humidity	Daily case count and environmental reports from Spain's official sources
57	Artificial neural networks, particle swarm optimization and differential evolution	Temperature, humidity and wind speed	Data from 4 regions in Italy
58	Poisson statistics, Bayesian inference for latent Gaussian models	Daily temperature statistics	A volunteer implemented data repository for COVID-19 patient counts and temperature data from state meteorological agency
?	LSTM models, neural network architecture search, fuzzy systems	Temperature and humidity data	Active cases, recoveries and deaths from 180 countries worldwide

*Continued on next page*

Table 2 -- Continued from previous page

59	Moran's I test, correlation analysis, discrete Poisson spatial scan	Political and economic dependence	Active cases of Zip-code level regions in New York
60	Pearson's correlation analysis, Variance inflation factor, adaptive kernels and Akaike Information Criterion	Racial profile, working environments, poverty rates	COVID-19 density in counties of Texas, USA
61	Zero-inflated negative binomial regression model	Racial profile, poverty rates	Active cases and Deaths in U.S. counties
62	Moran's I test, Monte Carlo simulations, spatial correlation analysis, space time scan statistics, discrete Poisson models	Population density, border control, lockdown measures, isolation and hospital treatments	Active cases in districts of South Korea
63	Very specific mathematical models	Containment measures and lockdown rules	Active cases in various regions of Italy
65	Basic statistics	non-pharmacological interventions such as lockdown measures and home isolation	Case data from 16 countries worldwide
?	Bayesian statistics, Kalman Filter	Lockdown policies	Active cases in Sweden, USA
66	Non-parametric Network based SIR model	Travel bans, lockdown measures	Deaths and cross-regional COVID-19 infections in China
67	Poisson model, Conditional Auto-regressive models.	Population migration	No. of active cases, time and location information of cases in Hubei, China
68	Basic statistics	Migration between cities	Active cases in mega cities of India
69	Basic statistics	Mobile phone data of persons traveling in and out of the city (population flow)	Active cases in Wuhan, China
70	Deep learning	Inward travel information, Flight data	Active cases in provinces of South Korea

*Continued on next page*



Table 2 -- *Continued from previous page*

71	Global epidemic and mobility model (GLEAM)- an individual-based, stochastic, and spatial epidemic model	Change in travelling frequency due to travel bans	Active cases in Provinces of China
75	Spatial regression models	Mean income, Poverty rates, Median age of population	Cases and deaths in 31 countries of Europe
?	ARIMA and wavelets	Age, Population density, Lockdown measures, Hospital resources, Income standards	Active cases in Canada, France, India, South Korea and UK
77	Stochastic agent based model	Age, Household structure, regional and national policy interventions	Active cases in Hubei, Lombardy, New York City
79	Spatial correlation, Moran's I index, Spearman's rank correlation	Population, Economic variables, Migration index	Cumulative confirmed cases in Hubei province up to 18 February 2020
74	Deep learning	Age, Sex, Race, Poverty/ Employment status, Population flow	Infected cases for all US counties

Table 3: Potential of AI

<b>Problem</b>	<b>Research gap</b>	<b>AI methods</b>
Identify reasons for high mortality rate caused by COVID-19 .	Traditional techniques based on simple statistical models cannot identify complex clusters.	Deep clustering based on convolutional networks can be used for complex clustering.
Find the correlation between COVID-19 and socio-economic problems.	Classical methods do not consider complex feature sets.	Deep clustering can be used as an alternative to identify complex features.
Contact tracing through mobile applications.	A major drawback is their inability to utilize Big Data efficiently.	The increased processing power of mobile devices enables the use of AI to improve efficiency and performance.
Forecast COVID-19 cases and deaths based on spatio-temporal data.	Certain models fail to consider spatial and temporal relationship of data.	Temporal information can be modelled effectively through Graph Neural Network and transformers.
Find correlation between disease spread and population behavior such as travelling patterns.	Classical techniques use individualistic data and do not consider the related features between individuals.	Spatial information can be modelled using network models such as <i>graph neural network</i> to identify social clusters.
Social distancing based on computer vision.	Environment-specific risk assessment is an issue which has not been studied in detail.	Existing CNN based solutions can be aggregated and extended for risk assessment.

## References

- [1] WHO Coronavirus Disease (COVID-19) Dashboard. <https://covid19.who.int/>. Retrieved: October 18, 2020.
- [2] Ahmed Hosny and Hugo J. W. L. Aerts. Artificial intelligence for global health. Science, 366(6468):955--956, 2019.
- [3] Lionel Tarassenko and Peter Watkinson. Artificial intelligence in health care: enabling informed care. The Lancet, 391(10127):1260, Mar 2018.
- [4] Quoc-Viet Pham, Dinh C Nguyen, Won-Joo Hwang, Pubudu N Pathirana, et al. Artificial Intelligence (AI) and Big Data for Coronavirus (COVID-19) Pandemic: A Survey on the State-of-the-Arts. IEEE Access, 2020.
- [5] Alex Krizhevsky, Ilya Sutskever, and Geoffrey E. Hinton. Imagenet classification with deep convolutional neural networks. In Proceedings of the 25th International Conference on Neural Information Processing Systems - Volume 1, NIPS'12, page 1097--1105, Red Hook, NY, USA, 2012. Curran Associates Inc.
- [6] Nina Schwalbe and Brian Wahl. Artificial intelligence and the future of global health. The Lancet, 395(10236):1579--1586, May 2020.
- [7] E. Topol. High-performance medicine: the convergence of human and artificial intelligence. Nature Medicine, 25:44--56, 2019.
- [8] Wim Naudé. Artificial Intelligence against COVID-19: An Early Review. IZA Discussion Paper 13110, Institute of Labor Economics (IZA), Bonn, Apr 2020.
- [9] Agam Bansal, Rana Prathap Padappayil, Chandan Garg, Anjali Singal, Mohak Gupta, and Allan Klein. Utility of Artificial Intelligence Amidst the COVID 19 Pandemic: A Review. Journal of Medical Systems, 44(9):156, Aug 2020.
- [10] Samuel Lalmuanawma, Jamal Hussain, and Lalrinfela Chhakchhuak. Applications of machine learning and artificial intelligence for Covid-19 (SARS-CoV-2) pandemic: A review. Chaos, Solitons & Fractals, 139:110059, 2020.
- [11] Israel Edem Agbehadji, Bankole Osita Awuzie, Alfred Beati Ngowi, and Richard C. Millham. Review of Big Data Analytics, Artificial Intelligence and Nature-Inspired Computing Models towards Accurate Detection of COVID-19 Pandemic Cases and Contact Tracing. International Journal of Environmental Research and Public Health, 17(15):5330, Jul 2020.
- [12] The Lancet. Artificial intelligence in global health: a brave new world. The Lancet, 393(10180):1478, Apr 2019.

- [13] Andreas Kergaßner, Christian Burkhardt, Dorothee Lippold, Matthias Kergaßner, Lukas Pflug, Dominik Budday, Paul Steinmann, and Silvia Budday. Memory-based meso-scale modeling of Covid-19: County-resolved timelines in Germany. Computational Mechanics, 2020.
- [14] Pietro Hiram Guzzi, Giuseppe Tradigo, and Pierangelo Veltri. Spatio-temporal resource mapping for intensive care units at regional level for COVID-19 emergency in Italy. International Journal of Environmental Research and Public Health, 17(10), 2020.
- [15] Shashank Vaid, Aaron McAdie, Ran Kremer, Vikas Khanduja, and Mohit Bhandari. Risk of a second wave of Covid-19 infections: using artificial intelligence to investigate stringency of physical distancing policies in North America. International Orthopaedics, pages 1581--1589, 2020.
- [16] Vinay Kumar Reddy Chimmula and Lei Zhang. Time series forecasting of covid-19 transmission in canada using lstm networks. Chaos, Solitons & Fractals, page 109864, 2020.
- [17] Parul Arora, Himanshu Kumar, and Bijaya Ketan Panigrahi. Prediction and analysis of COVID-19 positive cases using deep learning models: A descriptive case study of India. Chaos, Solitons & Fractals, 139:110017, 2020.
- [18] Sourabh Shastri, Kuljeet Singh, Sachin Kumar, Paramjit Kour, and Vibhakar Mansotra. Time series forecasting of covid-19 using deep learning models: India-usa comparative case study. Chaos, Solitons & Fractals, page 110227, 2020.
- [19] Farah Shahid, Aneela Zameer, and Muhammad Muneeb. Predictions for covid-19 with deep learning models of lstm, gru and bi-lstm. Chaos, Solitons & Fractals, page 110212, 2020.
- [20] Abdelhafid Zeroual, Fouzi Harrou, Abdelkader Dairi, and Ying Sun. Deep learning methods for forecasting covid-19 time-series data: A comparative study. Chaos, Solitons & Fractals, 140:110121, 2020.
- [21] Mohamed Marzouk, Nehal Elshaboury, Amr Abdel-Latif, and Shimaa Azab. Deep learning model for forecasting covid-19 outbreak in egypt. Process Safety and Environmental Protection, 2021.
- [22] Anuradha Tomar and Neeraj Gupta. Prediction for the spread of COVID-19 in India and effectiveness of preventive measures. Science of the Total Environment, 728:138762, 2020.
- [23] Jeonghun Kim and Ohbyung Kwon. A model for rapid selection and covid-19 prediction with dynamic and imbalanced data. Sustainability, 13(6):3099, 2021.
- [24] Cafer Mert Yeşilkanat. Spatio-temporal estimation of the daily cases of covid-19 in worldwide using random forest machine learning algorithm. Chaos, Solitons & Fractals, page 110210, 2020.
- [25] Tanzila Saba, Ibrahim Abunadi, Mirza Naveed Shahzad, and Amjad Rehman Khan. Machine learning techniques to detect and forecast the daily total covid-19 infected and deaths cases under different lockdown types. Microscopy Research and Technique, 2021.

- [26] Mahdi Mahdavi, Hadi Choubdar, Erfan Zabeh, Michael Rieder, Safieddin Safavi-Naeini, Zsolt Jobbagy, Amirata Ghorbani, Atefeh Abedini, Arda Kiani, Vida Khanlarzadeh, et al. A machine learning based exploration of covid-19 mortality risk. *Plos one*, 16(7):e0252384, 2021.
- [27] Qingchun Guo and Zhenfang He. Prediction of the confirmed cases and deaths of global covid-19 using artificial intelligence. *Environmental Science and Pollution Research*, 28(9):11672--11682, 2021.
- [28] Cheng-Sheng Yu, Shy-Shin Chang, Tzu-Hao Chang, Jenny L Wu, Yu-Jiun Lin, Hsiung-Fei Chien, Ray-Jade Chen, et al. A covid-19 pandemic artificial intelligence--based system with deep learning forecasting and automatic statistical data acquisition: Development and implementation study. *Journal of medical Internet research*, 23(5):e27806, 2021.
- [29] Ratnabali Pal, Arif Ahmed Sekh, Samarjit Kar, and Dilip K Prasad. Neural network based country wise risk prediction of covid-19. *Applied Sciences*, 10(18):6448, 2020.
- [30] Johannes Stübinger and Lucas Schneider. Epidemiology of Coronavirus COVID-19: Forecasting the Future Incidence in Different Countries. *Healthcare*, 8(2):99, 2020.
- [31] Amal I Saba and Ammar H Elsheikh. Forecasting the prevalence of COVID-19 outbreak in Egypt using nonlinear autoregressive artificial neural networks. *Process Safety and Environmental Protection*, 2020.
- [32] Ricardo Manuel Arias Velásquez and Jennifer Vanessa Mejia Lara. Forecast and evaluation of covid-19 spreading in usa with reduced-space gaussian process regression. *Chaos, Solitons & Fractals*, page 109924, 2020.
- [33] Ansari Saleh Ahmar and Eva Boj del Val. SutteARIMA: Short-term forecasting method, a case: Covid-19 and stock market in Spain. *Science of the Total Environment*, 729:138883, 2020.
- [34] Tanujit Chakraborty and Indrajit Ghosh. Real-time forecasts and risk assessment of novel coronavirus (COVID-19) cases: A data-driven analysis. *Chaos, Solitons and Fractals*, 135, 2020.
- [35] Zifeng Yang, Zhiqi Zeng, Ke Wang, Sook-San Wong, Wenhua Liang, Mark Zanin, Peng Liu, Xudong Cao, Zhongqiang Gao, Zhitong Mai, et al. Modified SEIR and AI prediction of the epidemics trend of COVID-19 in China under public health interventions. *Journal of Thoracic Disease*, 12(3):165, 2020.
- [36] Chiara Reno, Jacopo Lenzi, Antonio Navarra, Eleonora Barelli, Davide Gori, Alessandro Lanza, Riccardo Valentini, Biao Tang, and Maria Pia Fantini. Forecasting COVID-19-Associated Hospitalizations under Different Levels of Social Distancing in Lombardy and Emilia-Romagna, Northern Italy: Results from an Extended SEIR Compartmental Model. *Journal of Clinical Medicine*, 2020.
- [37] Bashar Moneer Yahya, Farah Samier Yahya, and Rayan Ghazi Thannoun. Covid-19 prediction analysis using artificial intelligence procedures and gis spatial analyst: a case study for iraq. *Applied Geomatics*, pages 1--11, 2021.

- [38] Zhenlin Wang, Xiaoxuan Zhang, GH Teichert, Mariana Carrasco-Teja, and Krishna Garikipati. System inference for the spatio-temporal evolution of infectious diseases: Michigan in the time of covid-19. Computational Mechanics, 66(5):1153--1176, 2020.
- [39] Cecilia Cordeiro da Silva, Clarisse Lins de Lima, Ana Clara Gomes da Silva, Eduardo Luiz Silva, Gabriel Souza Marques, Lucas Job Brito de Araújo, Luiz Antônio Albuquerque Júnior, Samuel Barbosa Jatobá de Souza, Maíra Araújo de Santana, Juliana Carneiro Gomes, et al. Covid-19 dynamic monitoring and real-time spatio-temporal forecasting. Frontiers in Public Health, 9, 2021.
- [40] Lingxiao Wang, Tian Xu, Till Stoecker, Horst Stoecker, Yin Jiang, and Kai Zhou. Machine learning spatio-temporal epidemiological model to evaluate germany-county-level covid-19 risk. Machine Learning: Science and Technology, 2021.
- [41] Dayun Kang, Hyunho Choi, Jong Hun Kim, and Jungsoon Choi. Spatial epidemic dynamics of the COVID-19 outbreak in China. International Journal of Infectious Diseases, 94(January):96--102, 2020.
- [42] Wentao Yang, Min Deng, Chaokui Li, and Jincui Huang. Spatio-temporal patterns of the 2019-ncov epidemic at the county level in hubei province, china. International Journal of Environmental Research and Public Health, 17(7):2563, 2020.
- [43] Diego F Cuadros, Yanyu Xiao, Zindoga Mukandavire, Esteban Correa-Agudelo, Andrés Hernández, Hana Kim, and Neil J MacKinnon. Spatiotemporal transmission dynamics of the COVID-19 pandemic and its impact on critical healthcare capacity. Health & place, page 102404, 2020.
- [44] Wim Van Damme, Ritwik Dahake, Alexandre Delamou, Brecht Ingelbeen, Edwin Wouters, Guido Vanham, Remco van de Pas, Jean-Paul Dossou, Por Ir, Seye Abimbola, et al. The COVID-19 pandemic: diverse contexts; different epidemics—how and why? BMJ Global Health, 5(7):e003098, 2020.
- [45] Avishek Chatterjee, Guangyao Wu, Sergey Primakov, Cary Oberije, Henry Woodruff, Pieter Kubben, Ronald Henry, Marcel JH Aries, Martijn Beudel, Peter G Noordzij, et al. Can predicting covid-19 mortality in a european cohort using only demographic and comorbidity data surpass age-based prediction: An externally validated study. PloS one, 16(4):e0249920, 2021.
- [46] Shaheen Mehtar, Wolfgang Preiser, Ndèye Aissatou Lakhe, Abdoulaye Bousso, Jean-Jacques Muyembe TamFum, Oscar Kallay, Moussa Seydi, Alimuddin Zumla, and Jean B Nachega. Limiting the spread of COVID-19 in Africa: one size mitigation strategies do not fit all countries. The Lancet Global Health, 2020.
- [47] Andrew Clark, Mark Jit, Charlotte Warren-Gash, Bruce Guthrie, Harry HX Wang, Stewart W Mercer, Colin Sanderson, Martin McKee, Christopher Troeger, Kanyin L Ong, et al. Global, regional, and national estimates of the population at increased risk of severe COVID-19 due to underlying health conditions in 2020: a modelling study. The Lancet Global Health, 2020.

- [48] Fei Zhou, Ting Yu, Ronghui Du, Guohui Fan, Ying Liu, Zhibo Liu, Jie Xiang, Yeming Wang, Bin Song, Xiaoying Gu, Lulu Guan, Yuan Wei, Hui Li, Xudong Wu, Jiuyang Xu, Shengjin Tu, Yi Zhang, Hua Chen, and Bin Cao. Clinical course and risk factors for mortality of adult inpatients with COVID-19 in Wuhan, China: a retrospective cohort study. *The Lancet*, 395(10229):1054 -- 1062, 2020.
- [49] Elizabeth Barnett Pathak, Jason L. Salemi, Natasha Sobers, Janelle Menard, and Ian R. Hambleton. COVID-19 in Children in the United States: Intensive Care Admissions, Estimated Total Infected, and Projected Numbers of Severe Pediatric Cases in 2020. *Journal of public health management and practice : JPHMP*, 26(4):325--333, 2020.
- [50] Timothy W Russell, Joel Hellewell, Christopher I Jarvis, Kevin van Zandvoort, Sam Abbott, Ruwan Ratnayake, CMMID COVID-19 working group, Stefan Flasche, Rosalind M Eggo, W John Edmunds, and Adam J Kucharski. Estimating the infection and case fatality ratio for coronavirus disease (COVID-19) using age-adjusted data from the outbreak on the Diamond Princess cruise ship, February 2020. *Eurosurveillance*, 25(12), 2020.
- [51] Robert Verity, Lucy C Okell, Ilaria Dorigatti, Peter Winskill, Charles Whittaker, Natsuko Imai, Gina Cuomo-Dannenburg, Hayley Thompson, Patrick GT Walker, Han Fu, et al. Estimates of the severity of coronavirus disease 2019: a model-based analysis. *The Lancet Infectious Diseases*, 2020.
- [52] Behrouz Pirouz, Sina Shaffiee Haghshenas, Sami Shaffiee Haghshenas, and Patrizia Piro. Investigating a serious challenge in the sustainable development process: analysis of confirmed cases of covid-19 (new type of coronavirus) through a binary classification using artificial intelligence and regression analysis. *Sustainability*, 12(6):2427, 2020.
- [53] Koushendra Kumar Singh, Suraj Kumar, Prachi Dixit, and Manish Kumar Bajpai. Kalman filter based short term prediction model for covid-19 spread. *Applied Intelligence*, 51(5):2714--2726, 2021.
- [54] Ramon Gomes da Silva, Matheus Henrique Dal Molin Ribeiro, Viviana Cocco Mariani, and Leandro dos Santos Coelho. Forecasting brazilian and american covid-19 cases based on artificial intelligence coupled with climatic exogenous variables. *Chaos, Solitons & Fractals*, 139:110027, 2020.
- [55] Álvaro Briz-Redón. The impact of modelling choices on modelling outcomes: a spatio-temporal study of the association between covid-19 spread and environmental conditions in catalonia (spain). *Stochastic Environmental Research and Risk Assessment*, pages 1--13, 2021.
- [56] Antonio Paez, Fernando A. Lopez, Tatiane Menezes, Renata Cavalcanti, and Maira Galdino da Rocha Pitta. A Spatio-Temporal Analysis of the Environmental Correlates of COVID-19 Incidence in Spain. *Geographical Analysis*, pages 1--25, 2020.
- [57] Sina Shaffiee Haghshenas, Behrouz Pirouz, Sami Shaffiee Haghshenas, Behzad Pirouz, Patrizia Piro, Kyoung-Sae Na, Seo-Eun Cho, and Zong Woo Geem. Prioritizing and Analyzing the Role of Climate and

- Urban Parameters in the Confirmed Cases of COVID-19 Based on Artificial Intelligence Applications. International Journal of Environmental Research and Public Health, 17(10):3730, May 2020.
- [58] Álvaro Briz-Redón and Ángel Serrano-Aroca. A spatio-temporal analysis for exploring the effect of temperature on COVID-19 early evolution in Spain. Science of the Total Environment, 728, 2020.
- [59] Jack Cordes and Marcia C. Castro. Spatial analysis of COVID-19 clusters and contextual factors in New York City. Spatial and Spatio-temporal Epidemiology, 34:100355, 2020.
- [60] Yefu Chen and Junfeng Jiao. Relationship between Socio-Demographics and COVID-19: A Case Study in Three Texas Regions. SSRN, 2020.
- [61] Gregorio A. Millett, Austin T. Jones, David Benkeser, Stefan Baral, Laina Mercer, Chris Beyrer, Brian Honermann, Elise Lankiewicz, Leandro Mena, Jeffrey S. Crowley, Jennifer Sherwood, and Patrick S. Sullivan. Assessing differential impacts of COVID-19 on black communities. Annals of Epidemiology, 47:37--44, 2020.
- [62] Sun Kim and Marcia C Castro. Spatiotemporal pattern of COVID-19 and government response in South Korea (as of May 31, 2020). International Journal of Infectious Diseases, 2020.
- [63] Maria Michela Dickson, Giuseppe Espa, Diego Giuliani, Flavio Santi, and Lucia Savadori. Assessing the effect of containment measures on the spatio-temporal dynamic of COVID-19 in Italy. Nonlinear Dynamics, (February), 2020.
- [64] IHME COVID-19 forecasting team. Modeling covid-19 scenarios for the united states. Nature medicine, 2020.
- [65] Rajiv Chowdhury, Kevin Heng, Md Shajedur Rahman Shawon, Gabriel Goh, Daisy Okonofua, Carolina Ochoa-Rosales, Valentina Gonzalez-Jaramillo, Abbas Bhuiya, Daniel Reidpath, Shamini Prathapan, Sara Shahzad, Christian L. Althaus, Nathalia Gonzalez-Jaramillo, Oscar H. Franco, and The Global Dynamic Interventions Strategies for COVID-19 Collaborative Group. Dynamic interventions to control covid-19 pandemic: a multivariate prediction modelling study comparing 16 worldwide countries. European Journal of Epidemiology, 35(5):389--399, May 2020.
- [66] Xiaoqi Zhang, Zheng Ji, Yanqiao Zheng, Xinyue Ye, and Dong Li. Evaluating the effect of city lock-down on controlling covid-19 propagation through deep learning and network science models. Cities, 107:102869, 2020.
- [67] Ze Liang Chen, Qi Zhang, Yi Lu, Zhong Min Guo, Xi Zhang, Wen Jun Zhang, Cheng Guo, Cong Hui Liao, Qian Lin Li, Xiao Hu Han, and Jia Hai Lu. Distribution of the COVID-19 epidemic and correlation with population emigration from Wuhan, China. Chinese medical journal, 133(9):1044--1050, 2020.



- [68] R. Bhagat, Harihar Sahoo, Sahoo Archana, K Roy, and Dipti Govil. The COVID-19, Migration and Livelihood in India A Background Paper for Policy Makers International Institute for Population Sciences. Technical report, International Institute for Population Sciences, Mumbai, April 2020.
- [69] Jayson S. Jia, Xin Lu, Yun Yuan, Ge Xu, Jianmin Jia, and Nicholas A. Christakis. Population flow drives spatio-temporal distribution of covid-19 in china. *Nature*, 582(7812):389--394, Jun 2020.
- [70] Minseok Kim, Junhyeok Kang, Doyoung Kim, Hwanjun Song, Hyangsuk Min, Youngeun Nam, Dongmin Park, and Jae-Gil Lee. Hi-covidnet: Deep learning approach to predict inbound covid-19 patients and case study in south korea. In *Proceedings of the 26th ACM SIGKDD International Conference on Knowledge Discovery & Data Mining, KDD '20*, page 3466–3473, New York, NY, USA, 2020. Association for Computing Machinery.
- [71] Matteo Chinazzi, Jessica T Davis, Marco Ajelli, Corrado Gioannini, Maria Litvinova, Stefano Merler, Ana Pastore y Piontti, Kunpeng Mu, Luca Rossi, Kaiyuan Sun, et al. The effect of travel restrictions on the spread of the 2019 novel coronavirus (COVID-19) outbreak. *Science*, 368(6489):395--400, 2020.
- [72] Hossam M Zawbaa, Ahmed El-Gendy, Haitham Saeed, Hasnaa Osama, Ahmed MA Ali, Dina Gomaa, Mona Abdelrahman, Hadeer S Harb, Yasmin M Madney, and Mohamed EA Abdelrahim. A study of the possible factors affecting covid-19 spread, severity and mortality and the effect of social distancing on these factors: Machine learning forecasting model. *International Journal of Clinical Practice*, 75(6):e14116, 2021.
- [73] Alessandro Sebastianelli, Francesco Mauro, Gianluca Di Cosmo, Fabrizio Passarini, Marco Carminati, and Silvia Liberata Ullo. Airsense-to-act: A concept paper for covid-19 countermeasures based on artificial intelligence algorithms and multi-source data processing. *ISPRS International Journal of Geo-Information*, 10(1):34, 2021.
- [74] A. Ramchandani, C. Fan, and A. Mostafavi. Deepcovidnet: An interpretable deep learning model for predictive surveillance of covid-19 using heterogeneous features and their interactions. *IEEE Access*, 8:159915--159930, 2020.
- [75] Srikanta Sannigrahi, Francesco Pilla, Bidroha Basu, Arunima Sarkar, and Anna Molter. Examining the association between socio-demographic composition and COVID-19 fatalities in the European region using spatial regression approach. *Sustainable Cities and Society*, 62(August):102418, 2020.
- [76] K. Roosa, Y. Lee, R. Luo, A. Kirpich, R. Rothenberg, J. M. Hyman, P. Yan, and G. Chowell. Real-time forecasts of the COVID-19 epidemic in China from February 5th to February 24th, 2020. *Infectious Disease Modelling*, 5:256--263, 2020.

- [77] Bryan Wilder, Marie Charpignon, Jackson Killian, Han-Ching Ou, Aditya Mate, Shahin Jabbari, Andrew Perrault, Angel Desai, Milind Tambe, and Maimuna Majumder. Modeling the Impact of Demography on COVID-19 Dynamics in Hubei and Lombardy. SSRN, 2020.
- [78] Vinicius VL Albani, Roberto M Velho, and Jorge P Zubelli. Estimating, monitoring, and forecasting covid-19 epidemics: a spatiotemporal approach applied to nyc data. Scientific Reports, 11(1):1--15, 2021.
- [79] Yongzhu Xiong, Yunpeng Wang, Feng Chen, and Mingyong Zhu. Spatial statistics and influencing factors of the COVID-19 epidemic at both prefecture and county levels in Hubei Province, China. International Journal of Environmental Research and Public Health, 17(11), 2020.
- [80] Liang E. Wee, Tzay-Ping Fua, Ying Y. Chua, Andrew F. W. Ho, Xiang Y. J. Sim, Edwin P. Conceicao, Indumathi Venkatachalam, Kenneth B.-K. Tan, and Ban H. Tan. Containing COVID-19 in the Emergency Department: The Role of Improved Case Detection and Segregation of Suspect Cases. Academic Emergency Medicine, 27(5):379--387, 2020.
- [81] Nina Vindegaard and Michael Eriksen Benros. Covid-19 pandemic and mental health consequences: systematic review of the current evidence. Brain, Behavior, and Immunity, 2020.
- [82] Xifeng Guo, Xinwang Liu, En Zhu, and Jianping Yin. Deep clustering with convolutional autoencoders. In International conference on neural information processing, pages 373--382. Springer, 2017.
- [83] Shaoxiong Wang, Shuizi Ding, and Li Xiong. A New System for Surveillance and Digital Contact Tracing for COVID-19: Spatiotemporal Reporting Over Network and GPS. JMIR mHealth and uHealth, 8(6):e19457, 2020.
- [84] N. Ahmed, R. A. Michelin, W. Xue, S. Ruj, R. Malaney, S. S. Kanhere, A. Seneviratne, W. Hu, H. Janicke, and S. K. Jha. A Survey of COVID-19 Contact Tracing Apps. IEEE Access, 8:134577--134601, 2020.
- [85] Ashish Vaswani, Noam Shazeer, Niki Parmar, Jakob Uszkoreit, Llion Jones, Aidan N Gomez, -Lukasz Kaiser, and Illia Polosukhin. Attention is all you need. In Advances in neural information processing systems, pages 5998--6008, 2017.
- [86] C. T. Nguyen, Y. M. Saputra, N. Van Huynh, N. Nguyen, T. V. Khoa, B. M. Tuan, D. N. Nguyen, D. T. Hoang, T. X. Vu, E. Dutkiewicz, S. Chatzinotas, and B. Ottersten. A comprehensive survey of enabling and emerging technologies for social distancing—part ii: Emerging technologies and open issues. IEEE Access, 8:154209--154236, 2020.
- [87] Artificial Intelligence: Real Opportunity. <https://www.franklintempleton.com/investor/article?contentPath=html/ftthinks/en-us-retail/featured/artificial-intelligence-real-opportunity.html>, 2019 (Accessed on Aug 26th 2020).

[88] OECD. Private Equity Investment in Artificial Intelligence New analysis shows important increases in investments in AI start-ups. Technical report, 2018.