

# **Impact of Duration of Cessation of Mass BCG Vaccination Programs on Covid -19 Mortality**

**Tareef Fadhil Raham**

**Consultant Pediatrician; DCH and Arabic Board; MOH - Iraq**  
[tareeffadhil@yahoo.com](mailto:tareeffadhil@yahoo.com) (00964)7901584338

## ***Abstract***

### **Back ground:**

BCG have heterogeneous immunity to certain pathogens other than *Mycobacterium tuberculosis* effect. At early times during COVID-19 pandemic heterogeneous immunity towards (SARS-CoV-2), was hypothesized and statistical correlation between of BCG vaccination practices and COVID-19 mortality variances among countries was statistically proved . These studies was criticized because of low evidence of such studies and possible confounding factors. For that reason this study was designed to look for impact of duration of cessation of BCG programs on Covid-19 mortality looking for the hypotheses by different design and looking forward to support previous studies.

### **Methods:**

Total number of studied group is 14 countries which has stopped BCG vaccination programs.

Through applying stem-leaf plot for exploring data screening behavior concerning Covid-19 Mortality for obsolescence duration of cessation of mass BCG vaccination programs, as well as (nonlinear regression of compound model) for predicted shape behavior for that group.

### **Results:**

Slope value shows highly significant effectiveness of obsolescence of cessation of mass BCG vaccination programs on Covid -19 mortality at  $P\text{-value} < 0.000$ .

Obsolescence of duration of cessation of mass BCG vaccination programs has strongly negatively associated with Covid-19 mortality in countries which stopped BCG vaccination programs.

### **Conclusion:**

The longer the cessation duration of BCG programs, the higher the Covid-19 mortality is, and vice versa.

**Key words:** Covid-19 mortality, BCG Vaccination, Obsolescence of BCG Cessation.

## **Introduction**

Epidemiological and immunologic studies have shown reductions in morbidity and mortality following BCG immunizations in third world countries, suggesting that BCG may have some role in heterologous immunity to other pathogens<sup>1</sup> furthermore, observational studies and randomized clinical trials

show increase in childhood survival beyond the disease burden of the target disease<sup>1,2</sup>

The biological substrate of these effects is mediated partly by heterologous effects on adaptive immunity, but also on the potentiation of innate immune responses through 'trained immunity'<sup>3</sup>. The term heterologous immunity refers to the immunity that can develop to one pathogen after a host has had exposure to non-identical pathogens<sup>4</sup>

BCG vaccination significantly increases the secretion of pro-inflammatory cytokines, such as IL-1 $\beta$  and IL-6, which has been shown to play a vital role in antiviral immunity<sup>5,6,7,8</sup>. Furthermore it has been proposed epigenetic reprogramming of immune cells, play an additional role through phenomenon conferring nonspecific immune memory to innate immune responses and termed 'trained immunity'<sup>3</sup>.

Many studies were done this year regarding statistical relation between BCG vaccination programs practicing and Covid-19 morbidity and mortality being less in countries carrying out such programs<sup>9,10</sup>.

A rapid review<sup>9</sup> and WHO brief<sup>11</sup> on 12 April 2020 evaluate the current evidence about the protective effects of BCG vaccine against acute respiratory infections and COVID-19. Although some have significant correlation brief states "WHO does not recommend BCG vaccination for the prevention of COVID-19" claiming that evidence is not strong enough yet.

Although heterogeneous immunity is not effective as homologous immunity to a specific pathogen which will usually develop a very strong resistance to re-infection with the same pathogen<sup>12</sup>, interests in heterogeneous protection is of great concern in SARS-COV-2 infection as far as there is no available vaccine for COVID -19 yet. Criticized studies hypothesized this theory and share the design of testing the BCG vaccination practices against morbidity and mortality<sup>9</sup>. By testing the duration of cessation of BCG vaccination against COVID-19 mortality in this work, we are looking for the link by different design. The hypothesis in this study is the waning effect of vaccination as far as, the heterogeneous immunity waned with time<sup>13</sup>. So the primary aim of this study is supporting for previous studies through handling the question of immunity that's BCG thought to be produced against (SARS-

CoV-2) by different way that is the cessation duration of BCG programs in countries which stopped BCG vaccinations programs.

### **Material and methods**

Data regarding time of BCG cessation versus Covid-19 mortality is subjected to be tested. Information on past BCG vaccination and cessation dates were collected from countries by data abstracted from published papers, reports, and available government policy documents retrieved through literature searches on PubMed and via the World Wide Web furthermore, we used immunization data available from the WHO-UNICEF estimates of BCG coverage site:

[https://apps.who.int/immunization\\_monitoring/globalsummary/timeseries/tswuc/overagebcg.html](https://apps.who.int/immunization_monitoring/globalsummary/timeseries/tswuc/overagebcg.html) and WHO UNICEF review of national immunization coverage, 1980-2018 and [immunization surveillance, assesment and monitoring data](https://www.who.int/immunization/monitoring_surveillance/data/afg.pdf) at site : [https://www.who.int/immunization/monitoring\\_surveillance/data/afg.pdf](https://www.who.int/immunization/monitoring_surveillance/data/afg.pdf)

It was not appropriate or possible to involve patients or the public in this work given that we used general practice level summated data and related publically published mortality statistics and national BCG protocols.

Total number of countries which stopped mass BCG vaccination programs is 14 countries. These countries are shown in table No. (1).

In addition to that, duration of obsolesce of cessation of mass BCG vaccination were calculated by subtracting cessation duration readings from the target value of (50) years which is choosed for statistical purposes providing that (no country has started BCG program in less than 50 years ago).

The reason of choosing the number (50) is the largest zero number for the closest longest period of time in Ireland country by rounding the period to the nearest zero numbers and then the time periods for each country were introduced to obtain the obsolescence duration for cessation of BCG vaccine for statistical purposes.

Furthermore, reasons for choosing obsolescence duration is to look for influence of vaccine on mortality from one side and for statistical reasons to bypass the problem of nonlinear models by conversion to a common logarithmic formula that cannot be achieved at zero when transforming to linear equation.

Table No. (1): Duration of time since BCG cessation and obsolescence of cessation duration vs. COVID-19 mortality / million population inhabitant.

Countries	COVID-19Mortality	Duration of cessation of Mass Country	Obsolescence of cessation of mass country
-----------	-------------------	---------------------------------------	---

	/Million range at 30/4-2/5/2020	Vaccination	BCG vaccination (Target value 50 yrs.)
Austria	69	20	30
Czech Republic	26	10	40
Denmark	91	34	16
Finland	50	8	42
France	414	33	17
Germany	92	22	28
Ireland	301	48	2
Israel	30	38	12
Portugal	114	20	30
Spain	576	39	11
Sweden	263	45	5
Slovak Republic	5	8	42
Slovenia	49	24	26
United kingdom	482	15	35
<b>Total</b>	<b>2562</b>	<b>364</b>	<b>336</b>

### Statistical Methods:

The optimum model of highly fitted was checked among the several assumed models of non-linear regression, which can be transformed to linear equation, such as (logarithmic, inverse, quadratic, cubic, compound, power, s-shape, growth, exponential, and logistic), as well as the simple linear regression model was proposed also for predicted equations with their estimates such as (slope, intercept, correlation coefficient, determination coefficient, and regression ANOVA for testing the fitted model) are suggested for studying effectiveness of obsolescence of cessation of mass country BCG vaccination on Covid-19 mortality/million, and as illustrated in the table (2).

In addition to that, stem-leaf plot was used for exploring data screening behavior concerning Covid-19 Mortality with obsolescence of cessation of mass BCG vaccination in countries previously given the BCG vaccine which are redistributed in three groups intervals.

All statistical operations were performed through using the ready-made statistical package SPSS, version 22.

**Table No.(2): Predicated equations for studying the effectiveness of obsolescence of cessation of mass BCG vaccination on COVID-19 mortality/million population inhabitant.**


Predicated Equations	Function
Model whose equation is $Y = b_0 + (b_1 * t)$ .	Linear
Model whose equation is $Y = b_0 + (b_1 * \ln(t))$ .	Logarithmic

Model whose equation is $Y = b_0 + (b_1 / t)$ .	Inverse
Model whose equation is $Y = b_0 + (b_1 * t) + (b_2 * t^{**2})$ .	Quadratic
Model defined by the equation $Y = b_0 + (b_1 * t) + (b_2 * t^{**2}) + (b_3 * t^{**3})$ .	Cubic
Model whose equation is $Y = b_0 * (t^{**b_1})$ or $\text{Ln}(Y) = \text{Ln}(b_0) + (b_1 * \text{Ln}(t))$ .	Compound
Model whose equation is $Y = b_0 * (b_1^{**t})$ or $\text{Ln}(Y) = \text{Ln}(b_0) + (\text{Ln}(b_1) * t)$ .	Power
Model whose equation is $Y = e^{**}(b_0 + (b_1/t))$ or $\text{Ln}(Y) = b_0 + (b_1/t)$ .	S-Shape
Model whose equation is $Y = 1 / (1/u + (b_0 * (b_1^{**t})))$ or $\text{Ln}(1/y-1/u) = \text{Ln}(b_0) + (\text{Ln}(b_1)*t)$	Growth
Model whose equation is $Y = e^{**}(b_0 + (b_1 * t))$ or $\text{Ln}(Y) = b_0 + (b_1 * t)$ .	Exponential
Model whose equation is $Y = b_0 * (e^{**}(b_1 * t))$ or $\text{Ln}(Y) = \text{Ln}(b_0) + (b_1 * t)$ .	Logistic

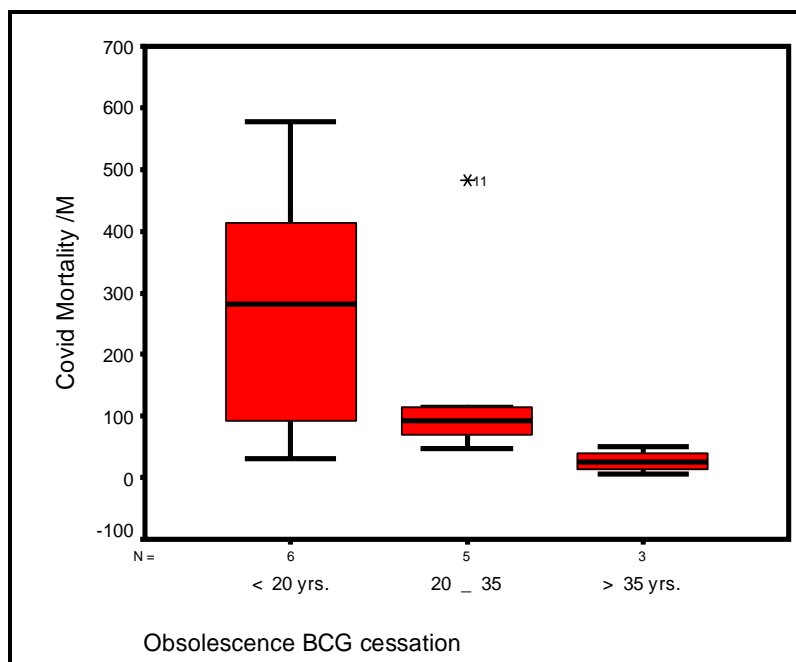
Shaded of Predicated Equations represents an optimal model.

### Results and Findings:

Herein explore procedure known as (stem-leaf plot) has been proposed, since it produces summary statistics through graphical display. There are many reasons to do that, such as (outlier identification, description, and assumption checking). Data screening may show that presented unusual values, extreme values, gaps in the data, or other peculiarities. Exploring data can help to determine whether the statistical techniques that considers data analysis are appropriate.

The form (  ) illustrated the core of actual behavior concerning studied data were included between the ordered observations which have less than two degree of standard values from the two sides, and the two edges of the box belongs to the first and the third quartiles and the median value fall between them. In addition to that, the observations that increased in more than three degree of standard values from the two sides would be assigned by a star and known as an outlier value.

**Figure No. (1): Stem-Leaf Plot of effectiveness obsolescence of cessation of mass BCG vaccination on COVID-19 mortality/million populations inhabitant.**



**Figure No. (1)** represent graphically stem-leaf plot for studying behavior of effective distribution of obsolescence of cessation of mass BCG vaccination on COVID-19 mortality/million populations inhabitant.

It is clear from the redistribution in to the three intervals the effect BCG vaccine, effect of BCG vaccine being diminished or degenerated by stopping a given vaccine, and very importantly when the second interval of (20 – 35) years includes an outlier (United Kingdom), it did not affect the whole sample pattern of behavior or general mechanism for analyzing the effectiveness of the period of stopping the vaccine on Covid -19 mortality.

Table No. (3) and figure No. (2) show meaningful of nonlinear regression (compound model) tested in two tailed alternative statistical hypotheses. Slope value indicates that with increasing one unit of the obsolescence of cessation of mass BCG vaccination, there is negative effective on the unit of Covid-19 mortality/million., and estimated by (0.945442), which was recorded as highly significant effect at  $P\text{-value} < 0.000$ , furthermore the relationship coefficient is accounted (0.57062) with meaningful and significant determination coefficient (R-Square = 32.56%). Other source of variations that are not included in studied model, i.e. "intercept" shows that non assignable factors which are not included in the regression equation, ought to be informative since about 369 cases would

be an expected on Covid -19 mortality/million with the peak effectiveness of using vaccine at the earliest possible period, and rather than no significant P. value>0.05 was accounted, since probability level of significance simply stating not achieved.

**Table No. (3): Effectiveness of Obsolescence of cessation of BCG mass vaccination on COVID-19 mortality/million**

Dependent variable Method... Compound -Shape Model "Covid -19 Mortality / M."					
List wise Deletion of Missing Data					
Simple Correlation Coefficient	0.57062 (HS)	Meaningful Non Linear regression Tested in two tailed alternative Statistical hypothesis			
R- Square	0.32561				
F Statistic of Reg. ANOVA	5.794	Sign. F =	0.0331 (S) <sup>(*)</sup>		
Variables in the Equation					
Variable	B	SE.B	Beta	t-test	Sig. of ( t ) <sup>(*)</sup>
Tb Prevalence / 100000	0.945442	0.02204	0.56517	42.904	0.0000
(Constant)	369.371	235.232	-	1.570	0.1423
Predicted Equation - Logarithm-Shape Model					
$(\text{Covid} - 19 \text{ Mortality} / M) = (369.371) * (\text{Obsolescence Duration})^{0.945442}$					

<sup>(\*)</sup> HS: Highly Sig. at P<0.01; S: Sig. at P<0.05

**Figure No. (1): Long term trend of scatter diagram effectiveness Obsolescence BCG cessation on COVID-19 mortality**

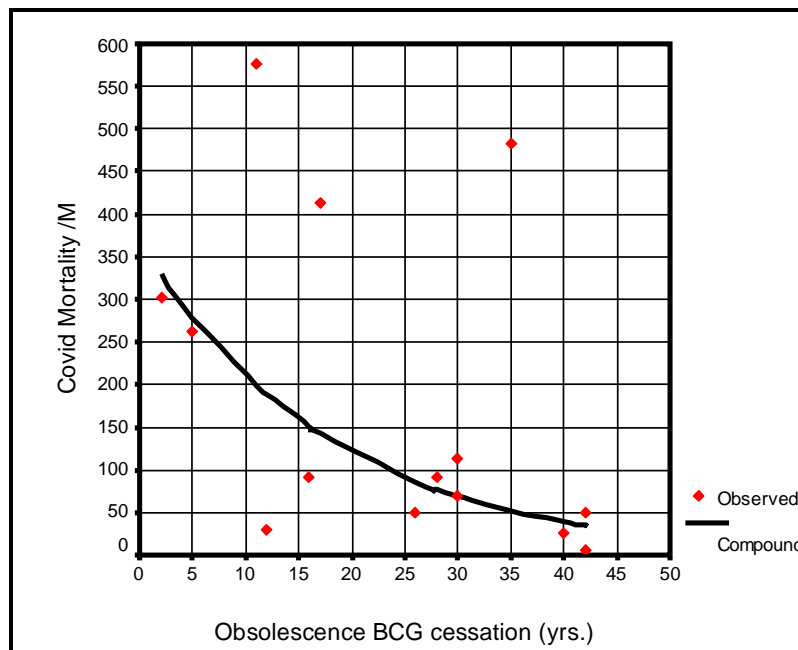


Figure No. (2) shows the long term trend of scatter diagram effectiveness of obsolescence of cessation of mass BCG on COVID-19 mortality/million.

## **Discussion:**

Results reflect statistical correlation between BCG duration of obsolescence of cessation (when cessation time is diminished or degenerated) and COVID-19 mortality and being strongly negatively associated (Fig.1, Fig.2, table3). This association reflects the shorter cessation period of BCG vaccination the lesser COVID-19 mortality and vice versa.

Looking for duration of cessation of BCG vaccination program as factor is a new idea up to my knowledge to be tested in relation to COVID-19 mortality supporting the hypotheses of effectiveness of BCG vaccinations programs in prevention of COVID-19 mortality.

Previous studies regarding BCG effectiveness were criticized by possibility of significant bias from many confounders. Possible confounders: differences in national demographics and disease burden, testing rates for COVID-19 virus infections, and the stage of the pandemic in each country<sup>9</sup>.

In this study although above confounders cannot be excluded but the design of the study is different from other studies. The influence of time proved in this study is of concern since previously criticized studies prove significant associations results with practices, results of this study and previous studies consolidate each other through different study designs.

In one study done before there was a positive significant correlation ( $\rho=0.54$ ,  $p=0.02$ , linear correlation) between the year of the establishment of universal BCG vaccination and the mortality rate. This study did not assess the impact of cessation but the time of establishment of vaccination programs and includes both groups of countries which continue and not continue the vaccination programs, although the design is different again here, but similar findings consolidate evidence to each other<sup>10</sup>.

Another more recent study shows highly significant negative association between prevalence of TB and COVID-19 mortality which further supports such hypothesis regarding heterogeneous immunity of Mycobacterium through latent TB infections which its prevalence is proportional to TB prevalence<sup>14</sup>.

Highly significant association in this study supports the hypotheses already raised about beneficial effect of vaccination and hence impact of its cessation.

The theoretical background for this association is the protection role of heterogeneous immunity produced by BCG vaccine. As far as the duration of cessation of vaccination in this study has impact on mortality, its results might reflect the waning effect of heterogeneous immunity but still this finding should be confirmed by control clinical studies and immunological studies. For such clinical studies we need more time to see such studies and this gives importance to do such studies in this time. While this study states that duration of cessation of BCG programs has impact on COVID-19 mortality / million populations, inhabitants explain more possible factors in variances in COVID-19



mortality through different countries in one hand and strengthen the evidence for early intervention at this critical time in another hand.

**Conclusion:**

Duration of cessation of BCG vaccination have significant effect on mortality due to Covid-19 and this study supports the evidence of effect of BCG vaccination in prevention of COVID -19 mortality.

**Recommendations:**

Decisions on BCG vaccination program cessation might be en reconsidered.

**Ethics and dissemination:**

Ethical permission is not necessary as this study analyzed publically published data and patients were not involved.

There is no conflict of interest.

There is no funding received.

**Acknowledgment:**

I am deeply grateful to Emeritus Professor Abdulkhaleq Abduljabbar Ali Ghalib Al-Naqeeb, Ph.D. in the Philosophy of Statistical Sciences at the Medical & Health Technology college, Baghdad-Iraq, for his assistance and supported in data analysis, interpretations of finding results, and revise and display the paper.

---

<sup>1</sup> Roth AE, Stensballe LG, Garly ML, Aaby P. Beneficial non-targeted effects of BCG--ethical implications for the coming introduction of new TB vaccines. *Tuberculosis (Edinb)*. 2006;86(6):397–403. doi:10.1016/j.tube.2006.02.001

<sup>2</sup> Kristensen, I., Aaby, P. & Jensen, H. Routine vaccinations and child survival: Follow up study in Guinea-Bissau, West Africa. *Br. Med. J.* 321, 1435–1439 (2000).

<sup>3</sup> Netea MG, van Crevel R. BCG-induced protection: effects on innate immune memory. *Semin Immunol.* 2014;26(6):512–517. doi:10.1016/j.smim.2014.09.006

<sup>4</sup> Clark IA. Heterologous immunity revisited. *Parasitology.* 2001;122 (Suppl):S51–S59.

<sup>5</sup> Kleinnijenhuis J, Quintin J, Preijers F, Joosten LAB, et al. Bacille Calmette-Guérin induces NOD2-dependent nonspecific protection from reinfection via epigenetic reprogramming of monocytes. *Proc Natl Acad Sci USA.* (2012) 109:17537–42. doi: 10.1073/pnas.1202870109 97.

<sup>6</sup> Kleinnijenhuis, J. et al. Long-lasting effects of bcg vaccination on both heterologous th1/th17 responses and innate trained immunity. *J. Innate Immun.* 6, 152–158 (2014).

<sup>7</sup> Wout JW, Poell R, Furth R. The Role of BCG/PPD-activated macrophages in resistance against systemic candidiasis in mice. *Scand J Immunol.* (1992) 36:713–20. doi: 10.1111/j.1365-3083.1992.tb03132.x 98.

<sup>8</sup> Kleinnijenhuis J, Quintin J, Preijers F, et al. BCG-induced trained immunity in NK cells: role for nonspecific protection to infection. *Clin Immunol.* (2014) 155:213–9. doi: 10.1016/j.clim.2014.10.005

<sup>9</sup> Does BCG vaccination protect against acute respiratory infections and COVID-19. Soliman R, Brassey J , Plüddemann A, etc. A rapid review of current evidence Centre for Evidence-Based Medicine. 24/4/ 2020.

<https://www.cebm.net/covid-19/does-bcg-vaccination-protect-against-acute-respiratory-infections-and-covid-19-a-rapid-review-of-current-evidence>.

<sup>10</sup> Miller A, Reandelar MJ, Fasciglione K, ,etc .Correlation between universal BCG vaccination policy and reduced morbidity and mortality for COVID-19: an epidemiological study. medRxiv preprint

<sup>11</sup> WHO.Bacille Calmette-Guérin (BCG) vaccination and COVID-19 .Scientific Brief.12 April 2020

[https://www.who.int/news-room/commentaries/detail/bacille-calmette-guérin-\(bcg\)-vaccination-and-covid-19](https://www.who.int/news-room/commentaries/detail/bacille-calmette-guérin-(bcg)-vaccination-and-covid-19)

---

<sup>12</sup> Welsh RM, Che J, BrehmMA ,etc , HETEROLOGOUS IMMUNITY BETWEEN VIRUSES.Immunol Rev. 2010 May; 235(1): 244–266. doi: 10.1111/j.0105-2896.2010.00897.x

<sup>13</sup> Q.Hammer ,C.Romagnani. Chapter Five - About Training and Memory: NK-Cell Adaptation to Viral Infections .Advances in Immunology (133) :2017: 171-207

<sup>14</sup> Raham TF. TB Prevalence Influence on Covid-19 Mortality.International journal of psychosocial rehabilitation, Accepted for rapid publication in July issue on 7/6/2020