

**Socio-demographic and Clinical Characteristics of Adults with SARS-CoV-2 Infection in Two Hospitals in Bogota, Colombia.**

Alejandro Moscoso D, MD, Msc<sup>1</sup>; Alejandra Sanchez, MD<sup>1</sup>; Adriana Aya, RN<sup>1</sup>; Carolina Gomez, MD<sup>1</sup>; Yazmin Rodriguez, MD<sup>2</sup>; Javier Garzon, MD<sup>2</sup> and Felipe Lobelo, MD PhD<sup>3</sup>

<sup>1</sup>Research and Education and <sup>2</sup>Infectology Departments, Clinica del Country & Clinica la Colina, Bogotá, Colombia.

<sup>3</sup>Hubert Department of Global Health, Rollins School of Public Health, Emory University, Atlanta, Georgia.

Address correspondence to:

Alejandro Moscoso, MD, Msc  
Research Coordinator  
Clinica del Country & Clinica la Colina  
[alejandro.moscoso@clinicadelcountry.com](mailto:alejandro.moscoso@clinicadelcountry.com)

**Keywords:** COVID-19, Cohort study, Latin America, hospitalization, mortality

**Word Count:** 596

**Conflict of Interest Disclosures:** No disclosures to report.

**Funding/Support:** None.

**Role of the Funder/Sponsor:** Not applicable.

## **ABSTRACT**

This study is a retrospective cohort of 122 adult patients with SARS-CoV-2 diagnosed and managed at two medium-sized, tertiary private Hospitals. The analysis includes demographic and socio-economic information, symptoms, comorbidities, laboratory test results, therapeutic management, clinical outcomes and complications.

## **INTRODUCTION**

As of May 29<sup>th</sup>, 2020, there were over 2.6 million Coronavirus disease 2019 (COVID-19) cases and over 151 thousand deaths in the Americas. Surpassing the U.S. and Europe, most new cases and deaths are now being reported in Latin America (LA), the new epicenter of the pandemic.<sup>1</sup> The first confirmed case of severe acute respiratory syndrome coronavirus 2 (SARS-CoV-2) was reported in Colombia on March 6, 2020. By March 25<sup>th</sup> the government instituted a national lockdown. We report the characteristics of patients diagnosed and managed at Clinica del Country (CC) and Clinica la Colina (CLC), two medium-sized, tertiary private Hospitals, located in the northern region of Bogota, the fourth largest urban center in LA with a population of 7.86 million.

## **METHODS**

This study is a retrospective cohort of 122 adult patients ( $\geq 18$  years) with positive polymerase chain reaction tests for SARS-CoV-2, seen at CC & CLC from March 12 to May 25, 2020. Testing, triaging and clinical management procedures were adopted from national guidelines.<sup>2</sup>

Analyses include demographic and socio-economic (SES) information, symptoms, comorbidities, laboratory test results, therapeutic management, clinical outcomes and complications. Data was stratified by ambulatory care (AC), general ward hospitalization (GW) and Intensive care unit (ICU). Two of 27 ICU-managed patients were referred to other hospitals and their outcomes unknown.

We report numbers (percentages) for categorical variables and medians (interquartile ranges) for continuous variables. In-hospital mortality and discharge dispositions are reported as of May 29, with 5.7% of the cohort still hospitalized. The CC institutional review board approved the project with a waiver of informed consent.

## **RESULTS**

Of 2010 tests performed, 122 (6%) were positive for SARS-CoV-2. Of these, 26 (21.3%) were managed in the GW and 27 (22%) in the ICU. The cohort median age was 46 years (33.8-57.3), 70 (57.4%) were women and 43 (35.2%) health workers; (Table1). Most patients had private health insurance 93(76.2%) and lived in northeast neighborhoods. (<https://bit.ly/36VE9Sm>)

The majority of patients presented with cough, fever and shortness of breath and 29 (23,8%) had diarrhea/vomiting. Overall, the most prevalent comorbidities were hypertension and metabolic diseases. Most patients requiring hospitalization were in the 45-64 years group (22%). (Figure 1)

Of the GW patients, 21 (80.8%) required oxygen support by nasal cannula. The primary reason for ICU admission was ventilatory failure with a median length of stay of 6 (3-19) days and 17 (63%) requiring invasive mechanical ventilation.

## **DISCUSSION**

To our knowledge, this is the first case series of patients with SARS-CoV-2 infection managed in outpatient and inpatient settings in Colombia and LA. With a median age of 46

years, our cohort is younger compared to series from China, Italy and the US.<sup>3,4,5,6</sup> This may be explained by the population age structure in Bogota and the early adoption of mitigation and suppression strategies, particularly protecting populations 70 and older. The median age and prevalence of comorbidities in our ICU-managed patients were similar to U.S series, with a modest mortality rate (11.1%).

The major limitation of this study is that our series mostly represents the earliest wave of SARS-CoV-2 imported infections into the country, primarily among individuals of mid to high SES status. In our cohort, most patients 68 (64%) had a recent history of international travel or were related to imported cases. As the Bogota epidemic achieved sustained community transmission, subsequent infection waves have affected more frontline workers and lower SES status individuals. This is not surprising given the high levels of social inequality in large LA cities,<sup>1</sup> highlighting the importance of sustained local public health measures to reduce virus transmission and control the overall COVID-19 disease burden in the region.

## REFERENCES

1. World Health Organization. Coronavirus disease (COVID-19). Situation Report-130. [Accessed May 29, 2020]. Available in: [https://www.who.int/docs/default-source/coronaviruse/situation-reports/20200529-covid-19-sitrep-130.pdf?sfvrsn=bf7e7f0c\\_4](https://www.who.int/docs/default-source/coronaviruse/situation-reports/20200529-covid-19-sitrep-130.pdf?sfvrsn=bf7e7f0c_4)
2. Colombian consensus of care, diagnosis and management of SARS-CoV-2 / COVID 19 infection in health care establishments. Rev Colomb infectio March 2020; Vol 24;3(S1). [Accessed June 1, 2020]; Available in: <http://www.iets.org.co/Archivos/853-2765-1-PB.pdf>
3. Grasselli G, Zangrillo A, Zanella A, Antonelli M, Cabrini L, Castelli A, et al. Baseline Characteristics and Outcomes of 1591 Patients Infected With SARS-CoV-2 Admitted to ICUs of the Lombardy Region, Italy. JAMA. April 28, 2020;323(16):1574.
4. Myers LC, Parodi SM, Escobar GJ, Liu VX. Characteristics of Hospitalized Adults With COVID-19 in an Integrated Health Care System in California. JAMA [Internet]. April 24, 2020 [Accessed May 27, 2020]; Available in: <https://jamanetwork.com/journals/jama/fullarticle/2765303>
5. Richardson S, Hirsch JS, Narasimhan M, Crawford JM, McGinn T, Davidson KW, et al. Presenting Characteristics, Comorbidities, and Outcomes Among 5700 Patients Hospitalized With COVID-19 in the New York City Area. JAMA. May 26, 2020;323(20):2052.
6. Guan W, Ni Z, Hu Y, Liang W, Ou C, He J, et al. Clinical Characteristics of Coronavirus Disease 2019 in China. N Engl J Med. April 30, 2020;382(18):1708-20.

**Author Contributions:** Drs Moscoso, Sanchez and Rodriguez had full access to all the data in the study and take responsibility for the integrity of the data and the accuracy of the data analysis.

*Concept and design:* All authors.

*Acquisition, analysis, or interpretation of data:* Aya, Moscoso, Sanchez, Lobelo

*Drafting of the manuscript:* Moscoso, Sanchez, Gomez

*Critical revision of the manuscript for important intellectual content:* Rodriguez, Garzon, Lobelo

*Statistical analysis:* Sanchez and Moscoso

*Obtained funding:* N/A

*Administrative, technical, or material support:* Moscoso, Sanchez, Aya, Gomez

*Supervision:* Moscoso, Lobelo.

**Acknowledgements:**

Special thanks to Dr. Santiago López, Medical Vice President CC & CLC and Dr. Alfonso Correa, Education and Research Subdirector CC & CLC for their support to conduct this study.

**Table 1.** Characteristics of Adults with SARS-CoV-2 Managed in Two Hospitals, Bogota, Colombia <sup>a</sup>

Characteristics	All patients Total	Management Setting			
		Intensive Unit n (%)	Care n (%)	General Ward n (%)	Ambulatory Care n (%)
	122	27 (22.1)		26 (21.3)	69 (56.6)
Age, median (IQR) [range]	46 (33.8-57.3) [21-103]	61 (48-69) [26-91]		54 (36.62) [26-103]	37 (31-47) [21-80]
Sex					
<i>Female</i>	70 (57.4)	12 (44.4)		11 (42.3)	47 (68.1)
<i>Male</i>	52 (42.6)	15 (55.6)		15 (57.7)	22 (31.9)
Insurance Type					
<i>Contributive</i>	29 (23.8)	3 (11.1)		5 (19.2)	21 (30.4)
<i>Private</i>	93 (76.2)	24 (88.9)		21 (80.8)	48 (69.6)
Education level <sup>b</sup>					
<i>Basic</i>	2 (1.6)	2 (7.4)		-	-
<i>Intermediate</i>	23 (18.8)	-		5 (19.2)	18 (26.1)
<i>High</i>	59 (48.3)	15 (55.6)		10 (38.5)	34 (49.3)
Socio-economic level <sup>c</sup>					
<i>Low</i>	13 (10.6)	2 (7.4)		4 (15.4)	7 (10.1)
<i>Middle</i>	62 (50.8)	14 (51.9)		13 (50.0)	35 (50.7)
<i>High</i>	18 (14.7)	5 (22.2)		4 (15.4)	9 (13.0)
Occupation					
<i>Health workers <sup>d</sup></i>	43 (35.2)	2 (7.4)		6 (23.1)	35 (50.7)
<i>Frontline workers <sup>e</sup></i>	19 (15.6)	4 (14.8)		6 (23.1)	9 (13.0)
<i>Non-essential workers <sup>f</sup></i>	60 (49.2)	21 (77.8)		14 (53.8)	25 (36.2)
Transmission Mode					
<i>Imported</i>	20 (16.4)	4 (14.8)		3 (11.5)	13 (18.8)
<i>Related to Imported</i>	58 (47.6)	10 (37.0)		8 (30.8)	40 (58.0)
<i>Unknown/Community</i>	44 (36.0)	13 (48.1)		15 (57.7)	16 (23.2)
Charlson Comorbidity Index Score, mean (SD)	1.2 (1.9)	2.5 (2.1)		1.92 (2.5)	0.4 (1.0)
<b>Clinical Outcomes</b>					
Disease severity					
<i>Uncomplicated disease</i>	73 (59.8)	-		6 (23.1)	67 (97.1)
<i>Mild pneumonia</i>	9 (7.38)	-		7 (26.9)	2 (2.9)
<i>Severe pneumonia</i>	22 (18.0)	9 (33.3)		13 (50.0)	-
<i>ARDS</i>	18 (14.7)	18 (66.7)		-	-
<i>Septic shock</i>	16 (13.1)	16 (59.3)		-	-
Mechanical ventilation	17 (13.9)	17 (63.0)		-	-
<i>Median ventilator days (IQR) [range]</i>		4.0 (0-16) [0-66]		-	-
Vasopressor support	17 (13.9)	17 (63.0)		-	-
<i>Median vasopressor days (IQR) [range]</i>		2.0 (0-11) [0-26]		-	-
Median Length of stay (IQR) [Range]					
<i>General ward</i>		7.0 (3-10) [0-25]		6.0 (4-8) [2-12]	-
<i>Intensive care unit</i>		6.0 (3-19) [1-66]		-	-
Readmitted	17 (13.9)	2 (7.4)		6 (23.1)	9 (13.0)
Died	3 (2.5)	3 (11.1)		-	-
<b>Complications</b>					
Ventilatory failure	17 (13.9)	17 (63.0)		-	-
Cardiac complications <sup>g</sup>	11 (9.0)	9 (33.3)		2 (7.7)	-
Multiple organ failure	8 (6.5)	8 (29.6)		-	-
Acute kidney injury	9 (7.4)	8 (29.6)		1 (3.8)	-
<i>Dialysis</i>	6 (4.9)	6 (22.2)		-	-
Neurological complications <sup>h</sup>	4 (3.3)	4 (14.8)		-	-
Acute liver injury	2 (1.6)	2 (7.4)		-	-
Concomitant bacterial infection	10 (8.2)	9 (33.3)		1 (3.8)	-
Concomitant fungal infection	1 (0.8)	1 (3.7)		-	-
<b>Initial laboratory measures,</b>					

<b>median (IQR)<sup>i</sup></b>							
White blood cell count, mm <sup>3</sup>	6575 8330)	(5320-	6700 10600)	(5000-	7100 8050)	(5300-	6050 (5580-7750)
Absolute neutrophil count, mm <sup>3</sup>	4550 6910)	(3180-	5260 (3500-9400)		4950 6540)	(3880-	3590 (3000-5460)
Absolute lymphocyte count, mm <sup>3</sup>	1240 (900-1760)		1000 (770-1510)		1030 (870-1480)		1760 (1360-2390)
Ferritin, ng/mL	863 (280-1502)		1250 (323-1751)		321 (247-1299)		-
D-dimer, ng/mL	340 (193-660)		508 (260-777)		263 (154-585)		184 (100-440)
C-reactive protein, mg/dL	5.1 (0.6-11.3)		11.1 (6.3-19.8)		5.3 (1.3-11.3)		0.4 (0.2-0.7)
Lactate dehydrogenase, U/L	262 (210-351)		357 (284-438)		243 (216-299)		207 (190-224)
Alanine aminotransferase, U/L	34 (21-52)		44 (29-56)		33 (21-52)		30 (21-76)
Aspartate aminotransferase, U/L	35 (28-53)		37 (19-55)		33 (26-44)		33 (27-63)
Total bilirubin, mg/dL	1 (0-1)		1 (0-1)		1 (0-1)		1 (1-1)
Influenza A/B n (%)	1 (0.8)		-		1 (3.8)		-
Respiratory syncytial virus n (%)	2 (1.6)		2 (7.4)		-		-
<b>Treatment</b>							
Oxygen	47 (38.5)		26 (96.3)		21 (80.8)		-
<i>Nasal cannula</i>	43 (35.2)		22 (81.5)		21 (80.8)		-
<i>High flow nasal cannula</i>	4 (3.3)		4 (14.8)		-		-
Hydroxychloroquine	42 (34.4)		25 (92.6)		17 (65.4)		-
Lopinavir/ritonavir	41 (33.6)		25 (92.6)		16 (61.5)		-
Anticoagulation	39 (32.0)		21 (77.7)		18 (69.2)		-
<i>Enoxaparin</i>	34 (27.9)		17 (63.0)		17 (65.4)		-
<i>Dalteparin</i>	1 (0.8)		1 (3.70)		-		-
<i>Unfractionated heparin</i>	3 (2.5)		2 (7.40)		1 (3.8)		-
<i>Fondaparinux</i>	1 (0.8)		1 (3.70)		-		-
Macrolides			8 (29.6)		3 (11.5)		
<i>Azithromycin</i>	4 (3.3)		3 (11.1)		1 (3.8)		-
<i>Clarithromycin</i>	7 (5.7)		5 (18.5)		2 (7.7)		-
Corticoids	6 (4.9)		6 (22.2)		-		-
Tocilizumab	1 (0.8)		1 (3.7)		-		-

<sup>a</sup> In case of readmissions data from the most severe encounter is reported. Two ICU-managed patients were referred to other hospitals and their clinical outcomes are unknown;

<sup>b</sup> Education level categorized as low (primary/middle school), intermediate (high school or technical school degree) and high (bachelors or post-graduate degree). Missing data (n=38);

<sup>c</sup> Socio-economic level categories based on government classification; Missing data (n= 29);

<sup>d</sup> Health workers includes physicians, registered nurses, nurse assistants, surgical assistants, dentists, psychologists, respiratory therapists, occupational therapists, pharmacists, social workers, hospital general services and administrative staff;

<sup>e</sup> Frontline workers based on government classification as those with occupations deemed essential requiring them to continue to come to work (i.e. bus drivers, grocery clerks, law enforcement and others.)

<sup>f</sup> Non-essential workers based on government classification as those with occupations deemed feasible to work from home. (i.e. lawyers, administrative assistants, architects and others)

<sup>g</sup> Cardiac complication includes arrhythmia, QT prolongation, myocarditis and acute heart failure.

<sup>h</sup> Neurological complications includes seizures and multifactorial encephalopathy.

<sup>i</sup> Not all laboratory tests reported were taken to all the patients; these were requested in accordance with clinical judgment and national guidelines.

Figure 1. Distribution of age(A), (B)presenting symptoms and (C)comorbidities of adults with SARS-CoV-2, stratified by management setting, in Two Hospitals, Bogota, Colombia

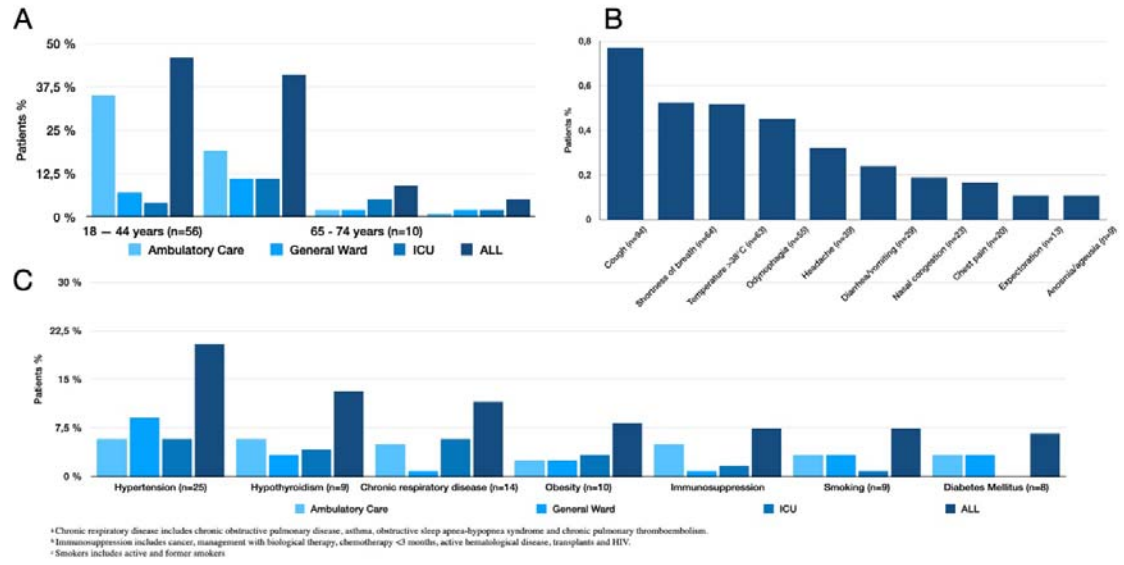
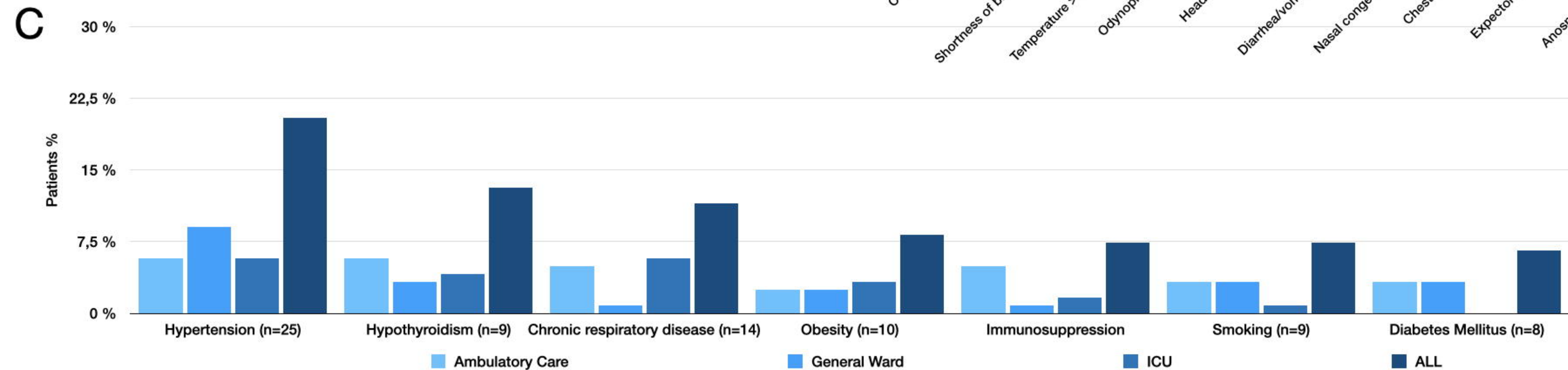
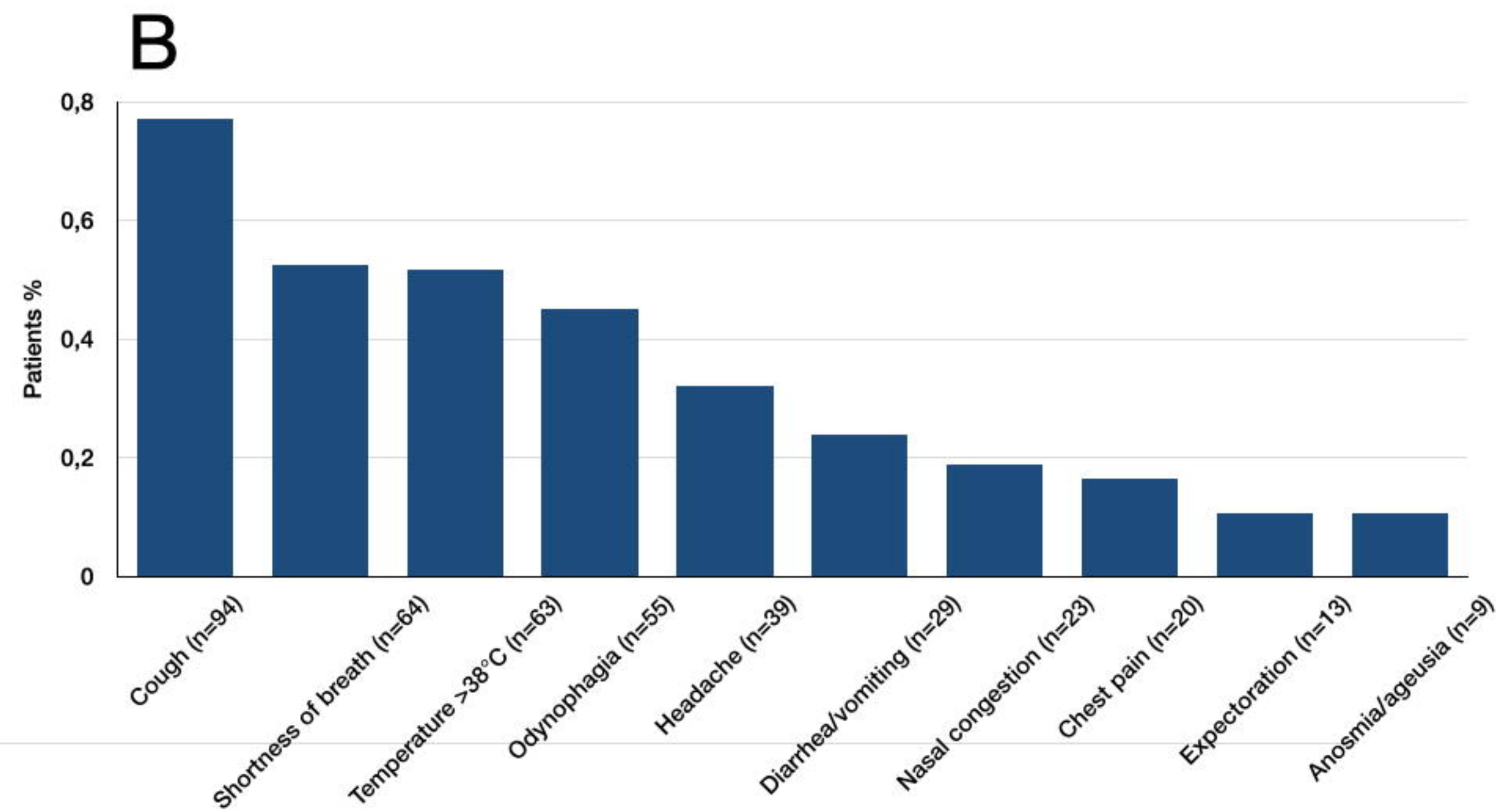
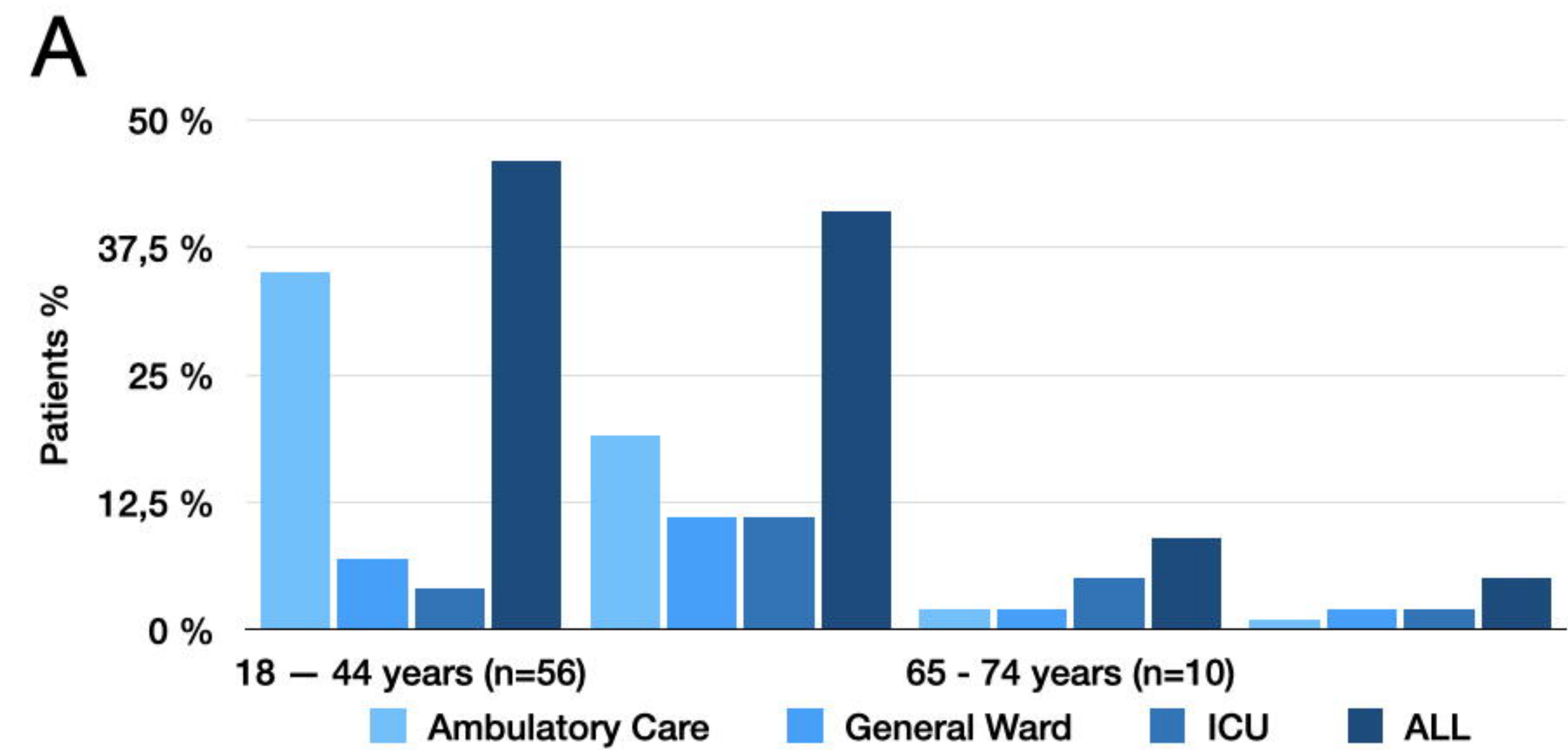


Figure 1. Distribution of age(A), (B)presenting symptoms and (C)comorbidities of adults with SARS-CoV-2, stratified by management setting, in Two Hospitals, Bogota, Colombia



<sup>a</sup>Chronic respiratory disease includes chronic obstructive pulmonary disease, asthma, obstructive sleep apnea-hypopnea syndrome and chronic pulmonary thromboembolism.

<sup>b</sup>Immunosuppression includes cancer, management with biological therapy, chemotherapy <3 months, active hematological disease, transplants and HIV.

<sup>c</sup>Smokers includes active and former smokers