

1 **Analysis: The potential health and economic impact of dexamethasone treatment for**
2 **patients with COVID-19**

3 Ricardo Águas, Adam Mahdi, Rima Shretta, Peter Horby, Martin Landray, Lisa White*,
4 and the CoMo Consortium**

5

6 * Corresponding author: lisa.white@ndm.ox.ac.uk

7 ** See annex for full list of authors

8

9 **Abstract**

10 Dexamethasone has been shown to reduce mortality in hospitalised COVID-19 patients
11 needing oxygen and ventilation by 18% and 36%, respectively. Here, we estimate the
12 potential number of lives saved and life years gained if this treatment would be rolled out in
13 the UK and globally, as well as its cost-effectiveness of implementing this intervention. We
14 estimate that, for the UK, approximately 12,000 [4,250 - 27,000] lives could be saved by
15 January 2021. Assuming that dexamethasone has a similar effect size in settings where
16 access to oxygen therapies is limited, this would translate into approximately 650,000
17 [240,000 - 1,400,000] lives saved globally. If dexamethasone acts differently in these
18 settings, the impact could be less than half of this value. To estimate the full potential of
19 dexamethasone in the global fight against COVID-19, it is essential to perform clinical
20 research in settings with limited access to oxygen and/or ventilators, e.g. in low and middle-
21 income countries.

22

23 Coronavirus disease 2019 (COVID-19), emerged in late 2019 and is either asymptomatic or
24 causes only mild symptoms in most individuals². However, a significant number of
25 individuals, especially amongst the elderly, develop a more severe form of the disease and
26 require hospital care. A further subset of these patients requires oxygen therapy or
27 ventilatory assistance, creating a high demand for long-term hospital care in intensive care
28 units (ICUs). In the UK, the case fatality rate among those admitted to hospital with COVID-
29 19 is more than 26%; this rises to more than 37% in patients who require mechanical
30 ventilation³. An extensive search for potential drugs with which to treat COVID-19 is
31 underway. Dexamethasone has emerged as a standout therapeutic candidate reducing
32 mortality in hospitalised COVID-19 patients needing oxygen and ventilation by 18% and
33 36%, respectively¹. Thus, the adoption of a dexamethasone treatment protocol for patients
34 requiring respiratory support could potentially lead to a significant number of lives saved
35 over the course of the next 6 months of the pandemic.

36 Lockdown measures are being eased around the world, creating concern about potential
37 resurgences in COVID-19⁴ activity. As stringent transmission-reducing interventions are
38 lifted, the expectation is that a second epidemic peak becomes inevitable, and with it a
39 significant increase in mortality. Dexamethasone is an affordable medicine available as a
40 generic product that has been routinely used in hospital settings globally and is thus,
41 assuming global availability is maintained⁵, perfectly placed as a candidate standard
42 therapeutic option for COVID-19 patients with respiratory distress, which could significantly
43 reduce the future mortality burden of this disease in a cost-effective way.

44

45 ***COVID-19 exposure and mortality in the UK***

46 Estimates of the future burden of COVID-19, and therefore the impact of any treatments for
47 COVID-19, are highly dependent both on viral and human behavioural factors. Both are
48 riddled with uncertainty and are changing as the pandemic evolves. Several biological
49 parameters describing how the virus transmits between individuals and how infectivity
50 progresses following infection remain elusive. A critical metric that reflects both how
51 transmissible and lethal the virus can be is the infection fatality ratio (IFR). Until very
52 recently, obtaining a clear picture of how many people have been infected was only feasible
53 in small, well contained outbreaks, such as those on cruise ships⁶. Even in those instances,
54 the narrow time window for good Polymerase Chain Reaction (PCR) testing sensitivity
55 meant even the best estimates for IFR were changing on a weekly basis. Establishing the
56 relationship between deaths and infections is crucial to enable reliable mortality burden
57 predictions for the next wave of the epidemic.

58 Since May 2020, serological studies have been conducted, in several countries, to measure
59 the proportion of the population that has been exposed to the virus, including in the UK⁷.

60 We now know that at least 7% of the UK population has been exposed to COVID-19, while
61 around 40,000 patients have died from the disease⁸. Of these patients, if 59% had received
62 oxygen and 17% had been ventilated¹ then, using the reported reduction in mortality risk¹,
63 approximately 6,700 individuals would have survived had they been given dexamethasone,
64 according to this simple calculation: $[(0.18 \times 0.59) + (0.36 \times 0.17)] \times 40,000 = 6,696$.

65 Given a reasonable IFR estimate, we can project different SARS-COV-2 transmission
66 progression scenarios for the next 6 months, along with their respective mortality burdens,
67 notwithstanding a great deal of uncertainty around what future social distancing measures
68 will be taken and how the population will adhere to those measures. Here, we describe a
69 simple and transparent approach to determine the potential benefits of implementing a

70 standard COVID-19 treatment protocol with dexamethasone in terms of lives saved, life
71 years gained, and cost per life saved. In simple terms, given a country's population age
72 structure, we use age-dependent estimates for the relationships between infection and
73 mortality and infection and hospitalisation to extrapolate the expected number of hospital
74 admissions and COVID-19 deaths given a specific projected number of infections over the
75 next 6 months. Assumptions about oxygen treatment requirements and expected
76 probabilities of mortality given the use of dexamethasone are clearly stated and can be
77 altered to explore alternative options for these values.

78

79 **Results**

80 ***Potential lives saved with dexamethasone treatment***

81 We consider the treatment of patients hospitalised with COVID-19 disease, as defined in³ as
82 when a patient presents with (i) typical symptoms (e.g. fatigue with fever and muscle pain,
83 or respiratory illness with cough and shortness of breath); and (ii) compatible chest X-ray
84 findings (consolidation or ground-glass shadowing); and (iii) alternative causes have been
85 considered unlikely or excluded (e.g. heart failure, influenza). However, the diagnosis
86 remains mainly based on clinical symptoms and is ultimately at the managing doctor's
87 discretion.

88 Working from the population age distribution in the UK as reported by the UN 2019 Revision
89 of World Population Prospects⁹, we assume that among those who are infected, the
90 proportion hospitalised is as estimated for the French population¹⁰. We also assume that
91 the hospitalised case fatality ratio by age is correlated with that estimated for the French
92 population¹⁰. More specifically, we developed a hospitalised patient treatment pathway

93 similar to the one in¹¹, which can be distilled into a decision tree algorithm (Figure 1) driven
94 by the parameters listed in Table 1 and Supplementary Table 1.

95 This algorithm can straightforwardly translate a projected number of total infections into an
96 expected number of hospitalisations by age group. For a range of likely exposure levels over
97 the next 6 months, we can estimate the respective expected mortality, as was done in¹², by
98 applying the probabilities in Table 1 and following the branching processes in Figure 1. We
99 make this estimate under two scenarios: (1) patients do not receive dexamethasone; (2)
100 patients receive dexamethasone if they meet the criteria for the treatment as described in¹.

101 The number of potential lives saved by adopting dexamethasone as a standard COVID-19
102 treatment is simply the difference between these figures. We estimate that, for the UK,
103 approximately 12,000 (4,250 - 27,000 90% confidence interval) lives could be saved over the
104 next 6 months (July-December 2020), under perfect access to treatment.

105 However, whilst in the UK it is reasonable to assume patients will have perfect access to
106 whatever treatment they require, including dexamethasone, that assumption is
107 unrealistic for many low and middle-income countries (LMICs). Of note, in scenarios where
108 access to oxygen therapy or ventilatory support is limited, the effect of dexamethasone on
109 patient outcome is unknown. It is therefore essential to perform clinical research in LMICs,
110 where access to oxygen and ventilators is limited, to estimate the full potential of
111 dexamethasone in the global fight against COVID-19.

112 To address this uncertainty, we simulated the use of dexamethasone if a patient meets the
113 oxygen prescribing target described in¹³, whether or not oxygen is available. Whilst the
114 impact of dexamethasone on patients who require but cannot access supplemental oxygen
115 or invasive mechanical ventilation is not known, it is reasonable to assume that some
116 mortality benefit would arise from the reduction of inflammation and consequent decrease

117 in the probability of progressing to respiratory failure. We estimated the potential number
118 of lives saved under two assumptions: (1) dexamethasone has the same relative impact on
119 mortality in patients who do not receive the respiratory support they require as in those
120 who do; (2) dexamethasone has no impact on patient outcome if the patient does not
121 receive the oxygen or ventilation they need. When including access to respiratory support
122 as a covariate in the sensitivity analysis, we obtain an estimated approximately 650,000
123 (240,000 - 1,400,000 90% confidence interval) potential lives saved under the first
124 assumption and 390,000 (130,000 - 1,000,000 90% confidence interval) lives saved under
125 the second assumption.

126 Dexamethasone is an affordable drug that has been on the market for many years¹⁴. Its use
127 can substantially alter outcomes for patients with COVID-19 and by doing so will impact
128 hospital occupancy management and overall cost of treatment. Here, we also explore the
129 economic ramifications of adopting dexamethasone as a default option for treating patients
130 with COVID-19 and provide metrics for the cost-effectiveness of this conceivable health
131 policy change in the UK. To accomplish this, we procured daily hospital patient costs per
132 treatment given as well as data on length of hospital stay for patients with different hospital
133 pathways and disease outcomes – see Methods for more details. According to National
134 Institute for Health and Care Excellence (NICE) directives, interventions with an ICER of less
135 than £20,000 per QALY or life year gained are considered to be cost effective¹⁸.

136 In the UK, we estimate a total incremental cost of £85,000,000 (£6,000,000 - £330,000,000
137 90% confidence interval) over the next 6 months, which equates to £8,200 (£650 - £17,500
138 90% confidence interval) per life saved and £760 (£52 - £1640 90% confidence interval) per
139 life year gained, making dexamethasone treatment a clearly cost-effective option (**Error!**

140 **Reference source not found.**) We have refrained from presenting these estimates for the
141 rest of the world due to the large variance in hospital patient management, hospitalisation
142 costs, and access to treatment in other countries, and especially in LMICs.

143

144 **Discussion**

145 Dexamethasone is a globally accessible existing treatment that can be highly cost effective if
146 given to hospitalised COVID-19 patients requiring oxygen therapy. Particularly in the UK
147 setting, Dexamethasone is estimated to save up to 27,000 lives in the coming 6 months at a
148 cost of up to £1640 per life year gained, which outshines the recently implemented HPV
149 vaccination ICER¹⁹, e.g. In developed countries with an ageing population, where access to
150 respiratory support is not expected to be an issue, Dexamethasone should promptly be
151 adopted as standard treatment for patients with respiratory distress. This treatment, if
152 given in accordance with the current guidance on patient eligibility for oxygen therapy, even
153 where access to oxygen is limited, could save hundreds of thousands of lives in the coming
154 six months of the pandemic. In settings where social distancing and other non-
155 pharmaceutical interventions are becoming untenable, dexamethasone could serve both to
156 reduce mortality and mitigate the burden on health systems.

157

158

159 **Acknowledgements**

160 We thank all members of the COVID-19 International Modelling Consortium and their
161 collaborative partners. This work was supported by the COVID-19 Research Response Fund,
162 managed by the Medical Sciences Division, University of Oxford. LJW is supported by the Li
163 Ka Shing Foundation. RA acknowledges funding from the Bill and Melinda Gates Foundation
164 (OPP1193472).

165

166 References

- 167 1 Horby, P. *et al.* Dexamethasone in Hospitalized Patients with Covid-19 - Preliminary Report.
168 *N Engl J Med*, doi:10.1056/NEJMoa2021436 (2020).
- 169 2 Kim, G. U. *et al.* Clinical characteristics of asymptomatic and symptomatic patients with mild
170 COVID-19. *Clin Microbiol Infect* **26**, 948.e941-948.e943, doi:10.1016/j.cmi.2020.04.040
171 (2020).
- 172 3 Docherty, A. B. *et al.* Features of 16,749 hospitalised UK patients with COVID-19 using the
173 ISARIC WHO Clinical Characterisation Protocol. *medRxiv*, 2020.2004.2023.20076042,
174 doi:10.1101/2020.04.23.20076042 (2020).
- 175 4 Chowdhury, R. *et al.* Dynamic interventions to control COVID-19 pandemic: a multivariate
176 prediction modelling study comparing 16 worldwide countries. *Eur J Epidemiol* **35**, 389-399,
177 doi:10.1007/s10654-020-00649-w (2020).
- 178 5 Cahan, E. *Drug recently shown to reduce coronavirus death risk could run out, experts warn*,
179 [https://www.sciencemag.org/news/2020/06/corticosteroid-drug-recently-shown-reduce-](https://www.sciencemag.org/news/2020/06/corticosteroid-drug-recently-shown-reduce-coronavirus-death-risk-could-run-out-experts)
180 [coronavirus-death-risk-could-run-out-experts](https://www.sciencemag.org/news/2020/06/corticosteroid-drug-recently-shown-reduce-coronavirus-death-risk-could-run-out-experts)> (2020).
- 181 6 Verity, R. *et al.* Estimates of the severity of coronavirus disease 2019: a model-based
182 analysis. *Lancet Infect Dis*, doi:10.1016/S1473-3099(20)30243-7 (2020).
- 183 7 *SeroTracker*, <https://serotracker.com/Dashboard>> (2020).
- 184 8 *Weekly Coronavirus Disease 2019 (COVID-19) Surveillance Report: Summary of COVID-19*
185 *surveillance systems*, [https://www.gov.uk/government/news/weekly-covid-19-](https://www.gov.uk/government/news/weekly-covid-19-surveillance-report-published)
186 [surveillance-report-published](https://www.gov.uk/government/news/weekly-covid-19-surveillance-report-published)> (2020).
- 187 9 *World Population Prospects 2019*,
188 <https://population.un.org/wpp/Download/Standard/Population/>> (2020).
- 189 10 Salje, H. *et al.* Estimating the burden of SARS-CoV-2 in France. *Science*, eabc3517,
190 doi:10.1126/science.abc3517 (2020).
- 191 11 Aguas, R. *et al.* *COVID-19 Pandemic Modelling in Context: Uniting People and Technology*
192 *Across Nations*. (2020).
- 193 12 Shretta, R. *et al.* *The influence of population age structure and social and economic contexts*
194 *on the burden of and mitigation strategies for COVID-19 in low- and middle-income*
195 *countries*, <https://osf.io/qtwkc/>> (2020).
- 196 13 *Clinical guide for the optimal use of oxygen therapy during the coronavirus pandemic*,
197 [https://www.england.nhs.uk/coronavirus/wp-content/uploads/sites/52/2020/04/C0256-](https://www.england.nhs.uk/coronavirus/wp-content/uploads/sites/52/2020/04/C0256-specialty-guide-oxygen-therapy-and-coronavirus-9-april-2020.pdf)
198 [specialty-guide-oxygen-therapy-and-coronavirus-9-april-2020.pdf](https://www.england.nhs.uk/coronavirus/wp-content/uploads/sites/52/2020/04/C0256-specialty-guide-oxygen-therapy-and-coronavirus-9-april-2020.pdf)> (2020).
- 199 14 Ledford, H. Coronavirus breakthrough: dexamethasone is first drug shown to save lives.
200 *Nature* **582**, 469, doi:10.1038/d41586-020-01824-5 (2020).
- 201 15 Zhou, F. *et al.* Clinical course and risk factors for mortality of adult inpatients with COVID-19
202 in Wuhan, China: a retrospective cohort study. *Lancet* **395**, 1054-1062, doi:10.1016/S0140-
203 6736(20)30566-3 (2020).
- 204 16 *National life tables: UK*,
205 [https://www.ons.gov.uk/peoplepopulationandcommunity/birthsdeathsandmarriages/lifee-](https://www.ons.gov.uk/peoplepopulationandcommunity/birthsdeathsandmarriages/lifeexpectancies/datasets/nationallifetablesunitedkingdomreferencetables)
206 [xpectancies/datasets/nationallifetablesunitedkingdomreferencetables](https://www.ons.gov.uk/peoplepopulationandcommunity/birthsdeathsandmarriages/lifeexpectancies/datasets/nationallifetablesunitedkingdomreferencetables)> (2019).
- 207 17 *National tariff payment system*, <https://improvement.nhs.uk/resources/national-tariff/>>
208 (2019).
- 209 18 NICE. *The guidelines manual*, [https://www.nice.org.uk/process/pmg6/chapter/assessing-](https://www.nice.org.uk/process/pmg6/chapter/assessing-cost-effectiveness)
210 [cost-effectiveness](https://www.nice.org.uk/process/pmg6/chapter/assessing-cost-effectiveness)> (2012).
- 211 19. Jit et al. Economic evaluation of human papillomavirus vaccination in the United Kingdom.
212 *BMJ*. 2008 Jul 17;337:a769. doi: 10.1136/bmj.a769.
- 213 20. Rees et al. COVID-19 length of hospital stay: a systematic review and data synthesis.
214 <https://www.medrxiv.org/content/medrxiv/early/2020/05/05/2020.04.30.20084780.full.pdf>

215 21. Pollan et al. Prevalence of SARS-CoV-2 in Spain (ENE-COVID): a nationwide, population-based
216 seroepidemiological study. Lancet. 2020 Jul 3;S0140-6736(20)31483-5. doi: 10.1016/S0140-
217 6736(20)31483-5.

218 22. [https://www.mscbs.gob.es/profesionales/saludPublica/ccayes/alertasActual/nCov-](https://www.mscbs.gob.es/profesionales/saludPublica/ccayes/alertasActual/nCov-China/documentos/Actualizacion_109_COVID-19.pdf)
219 [China/documentos/Actualizacion_109_COVID-19.pdf](https://www.mscbs.gob.es/profesionales/saludPublica/ccayes/alertasActual/nCov-China/documentos/Actualizacion_109_COVID-19.pdf)

220

221

222

223 **Figure legends**

224

225 **Figure 1:** Patient pathway diagram for the calculation of COVID-19 mortality for a given
226 exposure level.

227 **Figure 2:** Expected impact of dexamethasone in the UK over the next six months for the
228 range of scenarios explored. The value and range quoted for each outcome represent the
229 median and 5th and 95th percentiles of the sensitivity analysis outcomes, i.e. 90% double-
230 sided confidence intervals.

231

232 **Table 1: Definitions of the values used for the calculation and, where relevant, the ranges**
 233 **of values used for the sensitivity analysis.**

234

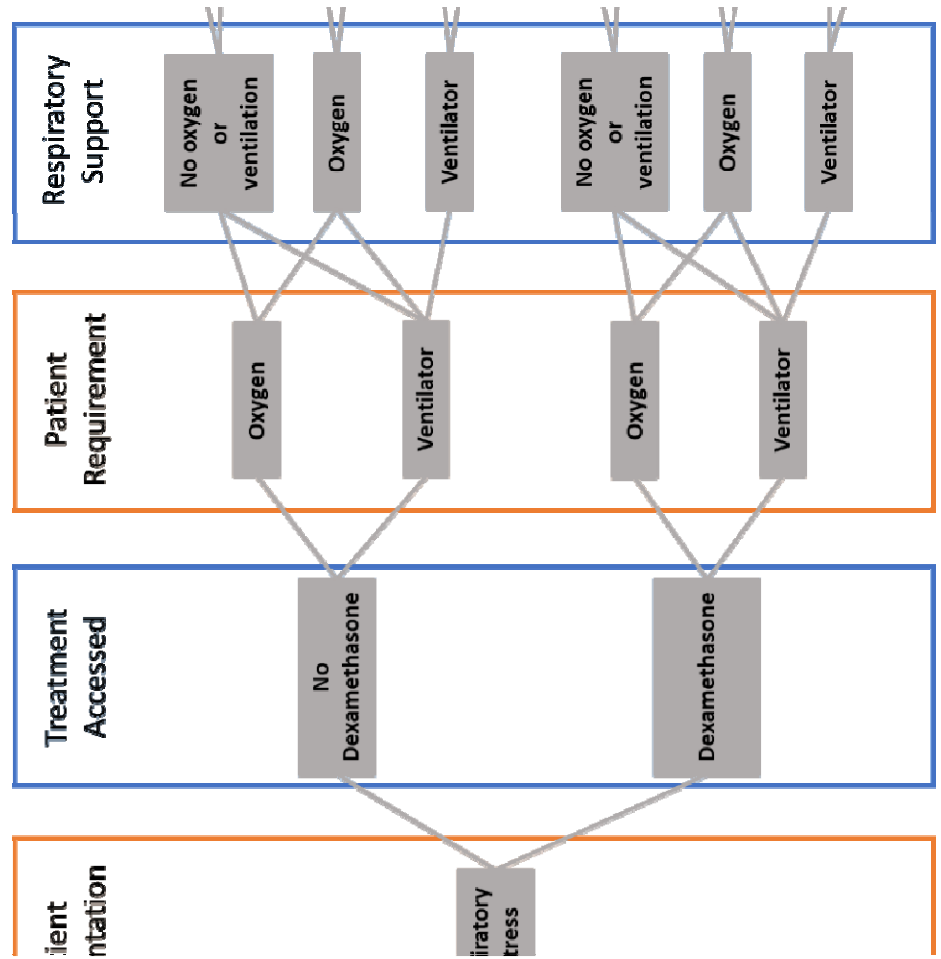
235

Definition	Symbol	Value	Range		Source
			Lower	Upper	
Proportion of population expected to be exposed during the 6-month period	α	0.07	0.05	0.15	⁸
Level of access to appropriate respiratory support (as a proportion)	κ	1	0.5	1	-
Increase in fatality rate if no access to appropriate respiratory support	ψ	1	1	2	-
Probability of hospitalised patient needing oxygen (either non-invasive or ventilator)	p_{O_2}	0.76	0.2	0.9	¹
Probability of an hospitalised patient who receives oxygen needing a ventilator if on dexamethasone	p_{vd}	0.22* 0.87	0.04	0.5	¹
Probability of an infected patient who receives oxygen needing a ventilator if not on dexamethasone	p_V	0.22	0.05	0.6	¹
Maximum death probability for a hospitalised infection	δ_H	0.3	-	-	³
Maximum death probability for a hospitalised infection requiring non-invasive oxygen	δ_{O_2}	0.4	-	-	³
Maximum death probability for a hospitalised infection requiring a ventilator	δ_V	0.66	-	-	³
Reduction in mortality for patients requiring non-invasive oxygen if on dexamethasone	ϵ_{O_2}	0.2	-	-	¹
Reduction in mortality for patients requiring a ventilator if on dexamethasone	ϵ_V	0.36	-	-	¹
Incremental number of days spent in a general ward bed for a survivor that required non-invasive oxygen	ids_{O_2}	4.5	2	7	¹⁵
Incremental number of days spent in a general ward bed for a survivor that required ventilation	ids_v	5	3	8	¹⁵
Incremental number of days spent in an ICU bed for a survivor that required ventilation	idc_v	-1	-2	3	¹⁵

236

237

238 **Figure 1**











239

240

241 **Figure 2**

242

	Infections	5% to 15% of the population
	Hospitalizations	300,000 (160,000 to 430,000)
	Total deaths	73,000 (40,000 to 110,000)
	<i>With Dexamethasone</i>	
£	Incremental cost	£ 85 m (£ 6 m to £ 330 m)
	Lives saved	12,000 (4,250 to 27,000)
	Life Years Gained	126,000 (46,000 to 290,000)
	ICER = incremental cost per life-year gained	£ 760 (£ 52 to £ 1640)

243

244

245

246 Online Methods

247 We calculate the population expected to be exposed in each age class by multiplying the
248 proportion of population expected to be exposed during the 6-month period, α , (**Error!**
249 **Reference source not found.**) by the number of people in each age group, n (Supplementary
250 Table 1). We obtain the number of people expected to require hospitalisation by multiplying
251 the previous figure by the age structured proportion of all exposures leading to
252 hospitalisation, p_H , (Supplementary Table 1). We then multiply this vector by various
253 combinations of probabilities depending on the within-hospital patient pathway (Figure 1),
254 structured by normalised hospitalisation fatality rate, p_F , (Supplementary Table 1) as
255 follows:

- 256 • Expected deaths in hospitalised patients that do not require oxygen (either non-
257 invasive or ventilator) in each age category:

$$258 \quad y_H = \alpha n p_H p_F (1 - p_{O_2}) [\kappa + (1 - \kappa)(1 + \psi)] \delta_H \quad \text{Equation 1}$$

259

- 260 • Expected deaths in hospitalised patients who require non-invasive oxygen and
261 receive dexamethasone in each age category:

$$262 \quad y_{O_2} = (1 - \epsilon_{O_2}) \alpha n p_H p_F p_{O_2} [\kappa(1 - p_V) + (1 - \kappa)(1 - p_V)(1 + \psi)] \delta_{O_2} \quad \text{Equation 2}$$

- 263 • Expected deaths in hospitalised patients who require mechanical ventilation and
264 receive dexamethasone in each age category:

$$265 \quad y_V = (1 - \epsilon_V) \alpha n p_H p_F p_{O_2} p_{Vd} [\kappa^2 + (1 - \kappa)(1 + \psi) + \kappa(1 - \kappa)(1 + \psi)] \delta_V \quad \text{Equation 3}$$

266 Then, the expected number of deaths in patients in each age category with severe
267 respiratory distress that receive dexamethasone is given by:

$$268 \quad y_D = y_H + y_{O_2} + y_V \quad \text{Equation 4}$$

269 The expected number of deaths in each age category in the same patients if they do not
270 receive dexamethasone is:

$$271 \quad y_0 = y_H + \frac{y_V p_V}{(1 - \epsilon_V) p_{Vd}} + \frac{y_{O_2}}{(1 - \epsilon_{O_2})} \quad \text{Equation 5}$$

272 The potential lives saved, summed over all age categories, is then given by $\sum y_L$ where:

273
$$\sum y_L = \sum (y_o - y_D)$$
 Equation 6

274 The model follows the disease pathway of COVID-19-infected patients with severe
275 respiratory illness requiring hospitalization, non-invasive oxygen and mechanical ventilation.
276 Depending on the strategies under investigation, patients may or may not be further split by
277 type of management (general ward versus ICU) and use of medication (e.g.
278 dexamethasone). In short, a proportion p_{O_2} of individuals admitted to hospital with
279 respiratory distress will require some form of oxygen. A subset of those, p_{Vd} , will need
280 mechanical ventilation. If people have perfect access to the treatment they require, their
281 outcome is determined by a treatment specific, age-dependent probability of death. This is
282 calculated by multiplying the age-dependent mortality modulation
283 vector p_F (Supplementary Table 1) by the appropriate treatment requirement death
284 probabilities in Table 1. If access to oxygen and/or ventilation is not perfect, the patient will
285 not receive the most appropriate treatment, which will be reflected in an increase in
286 mortality probability given by ψ . Prompt treatment with dexamethasone is assumed to
287 reduce the need for patient ventilation by 13%, p_{Vd} .

288 The costing analysis makes use of the simple state transition modelling framework
289 described above (and illustrated in Figure 1). The analysis takes a provider (health system)
290 perspective. Costs are expressed in 2020 prices, and no discounting is undertaken given that
291 all costs within the analyses are incurred within a short period of time. The models include
292 two absorbing states: recovered and dead. The former is assumed to have no morbidity loss
293 (i.e. patients return to their pre-COVID-19 health state upon recovery) while the latter
294 captures the years of life lost (YLL) for a person dying of COVID-19. The YLL associated with

295 death is taken from secondary data and is based on estimated life expectancy for UK citizens
296 in each of the five-year age groups¹⁶.

297 From the patient pathway model in Figure 1, we can extrapolate hospital utilisation,
298 including the proportion of hospitalised individuals occupying ICU vs surge beds. To
299 calculate hospitalisation costs per patient hospital pathway, we then need to know the
300 length of stay per patient in each type of hospital bed. We assume that patients requiring
301 oxygen alone will only occupy surge beds during their stay, regardless of outcome. However,
302 patients that do recover spend on average 4.5 more days in hospital than those who
303 die^{15,20}. Patients needing mechanical ventilation will occupy ICU beds for an average of 7
304 days if they survive and then spend an extra 5 days on average in a surge bed¹⁵. Ventilated
305 patients who eventually die typically spend 8 days in an ICU bed. We then use the
306 incremental number of days spent in hospital, together with unit cost data per inpatient day
307 in surge beds and intensive care beds, taken from the NHS National Tariff¹⁷, to inform the
308 total incremental cost of lives saved and life years gained. The costs used are provided in
309 Supplementary Table 2. To assess the cost-effectiveness of dexamethasone treatment, we
310 need to compute the additional cost of hospital treatment including dexamethasone as
311 compared with the cost of treatment without dexamethasone, known as the incremental
312 cost-effectiveness ratio (ICER). To calculate the ICER, the cost of providing dexamethasone is
313 subtracted from the cost of treatment without dexamethasone and divided by the
314 difference in YLL for the two treatment arms (no dexamethasone vs dexamethasone). The
315 difference between the YLL for the two treatment arms then becomes the years of life
316 gained (YLG).

317
$$ICER = \frac{\text{incremental cost of providing dexamethasone}}{\text{life years gained}} \quad \text{Equation 7}$$

318 To reflect the uncertainty inherent to the estimated numbers of deaths prevented, life years
319 gained, total incremental cost, incremental cost per life saved, and incremental cost per life
320 year gained, we perform sensitivity analyses through Latin-hypercube sampling. Simply put,
321 we iteratively calculate our interest outcome variables, where at each iteration we sample a
322 value for selected input values from uniform distributions with set intervals, with ranges
323 given in Table 1. For all sensitivity analyses we perform 1 million iterations and present the
324 results as median and 5th and 95th percentiles, i.e. the 90% double-sided confidence
325 intervals. Throughout the manuscript, we presented epidemiological and costing estimates
326 calculated when assuming the infection hospitalisation ratio (IHR) and the hospitalisation
327 fatality ratio (HFR) in the UK resemble that estimated from French data¹⁰. Ideally, we would
328 use UK age-dependent serology data to inform a UK specific IHR. Unfortunately, those data
329 are not currently available so we must rely on other countries estimates/data. Whilst we
330 believe the French estimates are a good reflection of the UK reality, we re-calculate all
331 estimates (Supplementary Table 3), assuming HFR and HFR to follow age patterns similar to
332 those measured in Spain (Supplementary Table 4).

333

334

335

336

337

338 **Supplementary Table 1. Age structured values for the UK population, n^9 , the infection**
339 **hospitalisation rate, p_H^{10} , and the normalised hospitalisation fatality rate, p_F^{10} .**

Age group (years)	Population (n)	p_H	p_F
0-4	3,924,490	0.002	0.019
5-9	4,119,566	0.002	0.019
10-14	3,956,340	0.002	0.019
15-19	3,686,133	0.002	0.019
20-24	4,074,640	0.006	0.035
25-29	4,484,067	0.006	0.035
30-34	4,706,828	0.013	0.060
35-39	4,588,196	0.013	0.060
40-44	4,308,130	0.017	0.10
45-49	4,296,121	0.017	0.10
50-54	4,634,540	0.035	0.21
55-59	4,538,925	0.035	0.21
60-64	3,905,016	0.071	0.40
65-69	3,381,761	0.071	0.40
70-74	3,388,488	0.113	0.66
75-79	2,442,147	0.113	0.66
80-84	1,736,567	0.32	1
85-89	1,077,555	0.32	1
90-94	490,577	0.32	1
95-99	130,083	0.32	1
100+	15,834	0.32	1

340

341

342 **Supplementary Table 2: Cost inputs and assumptions used.**

Variable	Value (GBP)
Dexamethasone treatment course	5.00
Cost per day for patients on mechanical ventilation in an ICU	4,520.00
Cost per day for patients on non-invasive ventilation with oxygen	1,356.00
Incremental number of days spent in hospital by survivors	4.5

343

344

345 **Supplementary Table 3: Sensitivity of the main epidemiological and costing metrics to**
346 **assumptions on the infection hospitalisation rate, p_H , and the normalised hospitalisation**
347 **fatality rate, p_F . The two countries from which p_h and p_f vectors are derived, and**
348 **corresponding median and 90% confidence intervals are shown in columns.**

349

	<i>France</i>	<i>Spain</i>
<i>Lives Saved</i>	12,000 [4,250 – 27,000]	5,200 [2,000 – 12,000]
<i>Life Years Gained</i>	126,000 [46,000 – 290,000]	60,000 [20,500 – 134,000]
<i>Total Incremental Cost (£)</i>	84,500,000 [5,700,000 – 330,000,000]	37,500,000 [2,500,000 – 143,300,000]
<i>Incremental Cost per Life Saved (£)</i>	8,230 [565 – 17,700]	8,200 [650 - 17,500]
<i>Incremental Cost per Life Year Gained (£)</i>	760 [52 – 1,640]	720 [50 - 1,550]

350

351

352

353

354 **Supplementary Table 4. Infection hospitalisation rate, $p_H S$, and the normalised**
355 **hospitalisation fatality rate, $p_F S$ derived from Spanish data^{21,22}.**

Age group (years)	$p_H S$	$p_F S$
0-4	0	0
5-9	0	0
10-14	0.001	0
15-19	0.001	0
20-24	0.005	0.038
25-29	0.005	0.038
30-34	0.012	0.041
35-39	0.012	0.041
40-44	0.016	0.055
45-49	0.016	0.055
50-54	0.030	0.103
55-59	0.030	0.103
60-64	0.048	0.234
65-69	0.048	0.234
70-74	0.078	0.533
75-79	0.078	0.533
80-84	0.121	1
85-89	0.121	1
90-94	0.121	1
95-99	0.121	1
100+	0.121	1

356

357

358

359 **CoMo Consortium authors**

Name	Email	Affiliation
Fatima Arifi	fatima.arefi@gmail.com	World Health Organization, Kabul, Afghanistan
Chynar Zhumalieva	cjumalieva@gmail.com	Public fund «Institution of social development»
Inke N D Lubis	inkenadia@gmail.com	Department of Paediatrics, Faculty of Medicine, Universitas Sumatera Utara, Medan, Indonesia
Antoninho Benjamin Monteiro	abemorio_medicine@yahoo.com	Universidade da Paz, Timor-Leste
Ainura Moldokmatova	ainura.moldokmatova@ndm.ox.ac.uk	Big Data Institute, Li Ka Shing Centre for Health Information and Discovery, Nuffield Department of Medicine, University of Oxford
Ricardo Aguas	ricardo.aguas@ndm.ox.ac.uk	Nuffield Department of Medicine, Mahidol-Oxford Tropical Medicine Research Unit, University of Oxford
Siyu Chen	2735953203@qq.com	Nuffield Department of Medicine, University of Oxford
Aida Estebesova	aestesbesova@usaid.gov	USAID Mission in the Kyrgyz Republic
Moofakhar Hussain	mofakhar.hussain@utoronto.ca	IHPME, University of Toronto
Dipti Lata	dipti.lata@opml.co.uk	Oxford Policy Management (OPM) Nepal
Bakare Emmanuel A.	emmanuel.bakare@fuoye.edu.ng	Department of Mathematics, Federal University, Oye-Ekiti, Ekiti State, Nigeria.
Biniam Getachew	biniongech@gmail.com	Stop Transmission of Polio Program (STOP) program, World Health Organization, Birnin Kebbi, Nigeria
Mohammad Nadir Sahak	sahakm@who.int	World Health Organization, Kabul, Afghanistan
Phetsavanh Chanthavialy	phetsavanh456@gmail.com	Institute of Research and Education Development, University of Health Sciences, Lao PDR
Akindeh M. Nji	akindeh@gmail.com	Laboratory for Public Health Research biotechnology, Biotechnology Center, University of Yaounde I
Yu Nandar Aung	dr.yu.ndaung@gmail.com	London School of Economics
Nathaniel Hupert	nah2005@med.cornell.edu	Department of Medicine, Weill Cornell Medicine, and Cornell Institute for Disease and Disaster

		Preparedness, Cornell University, USA
Sai Thein Than Tun	Sai@tropmedres.ac	1: Mathematical And Economic MODelling Group, Mahidol-Oxford Tropical Medicine Research Unit; 2: Nuffield Department of Medicine, University of Oxford
Wirichada Pan-ngum	pan@tropmedres.ac	Mathematical And Economic MODelling Group, Mahidol-Oxford Tropical Medicine Research Unit, Faculty of Tropical Medicine, Mahidol University, Bangkok, Thailand
Sarin KC	sarin.k@hitap.net	Health Intervention and Technology Assessment Program (HITAP), Ministry of Public Health, Thailand
Handoyo Harsono	handoyoharsono@gmail.com	COVID-19 Task Force for North Sumatera province, Indonesia
Sana Eybpoosh	sana.eybpoosh@gmail.com	Department of Epidemiology and Biostatistics, Research Centre for Emerging and Reemerging Infectious Diseases, Pasteur Institute of Iran, Tehran, Iran
Renato Mendes Coutinho	renato.coutinho@ufabc.edu.br	Center for Mathematics, Computation and Cognition, Federal University of ABC, Brazil
Semeeh A. Omoleke	talk2semeeh@gmail.com	World Health Organization, Nigeria
Amen-Patrick Nwosu	amen-patrick.nwosu@ndm.ox.ac.uk	Nuffield Department of Medicine, University of Oxford
Nantasit Luangasanatip	Nantasit@tropmedres.ac	Mathematical And Economic MODelling Group, Mahidol-Oxford Tropical Medicine Research Unit, Faculty of Tropical Medicine, Mahidol University, Bangkok, Thailand
Ainura Kutmanova	kutmanova@yahoo.com	Ministry of Public Health of the Kyrgyz Republic
Dooronbekova Aizhan	aizhan.dooronbekova@gmail.com	Public fund «Institution of social development»
Antonio Ximenes	ximenes085@gmail.com	Universidade Nacional Timor Lorosae, Timor-Leste
Merita Monteiro	methamonteiro@yahoo.com	Charles Darwin University
Olivier Celhay	olivier.celhay@gmail.com	Mahidol-Oxford Tropical Medicine Research Unit, Faculty of Tropical Medicine, Mahidol University, Bangkok, Thailand
Keyrellous Adib	adibk@who.int	Independent researcher (No affiliation)

Rima Shretta	rima.shretta@ndm.ox.ac.uk	Nuffield Department of Medicine, University of Oxford
Amel H. Salim	amalshugairy@gmail.com	Population Services International/Ethiopia
Yuki Yunanda	yukiyunanda@gmail.com	Department of Community Medicine, Faculty of Medicine, Universitas Sumatera Utara, Medan, Indonesia
Mahnaz Hossain Fariba	faribamahnaz@gmail.com	Government of People's Republic of Bangladesh (ex. Nuffield Department of Medicine, University of Oxford)
Amirah Azzeri	amirah.azzeri@ummc.edu.my	Department of Research, Development and Innovation, University Malaya Medical Centre
Penny Hancock	penny.hancock@bdi.ox.ac.uk	Big Data Institute, Li Ka Shing Centre for Health Information and Discovery, Nuffield Department of Medicine, University of Oxford
Hakim Bekrizadeh	h_bekri@yahoo.com	Department of Statistics, Payame Noor University
Sayed Ataullah Saeedzai	atasayedzai@gmail.com	Ministry of Public Health, Afghanistan
Ivana Alona	ivanaalona@gmail.com	Department of Community Medicine, Faculty of Medicine, Universitas Sumatera Utara, Medan, Indonesia
Grace Wezi Mzumara	g.wezimzumara@gmail.com	Malawi Ministry of Health
Joao Martins	joasmartins@hotmail.com	Universidade Nacional Timor Lorosae, Timor-Leste
Jose L. Herrera-Diestra	diestra@gmail.com	Centro de Simulacion y Modelos (CeSiMo). Universidad de Los Andes. Merida - Venezuela
Hamid Sharifi	sharifhami@gmail.com; hsharifi@kmu.ac.ir	HIV/STI Surveillance Research Center, and WHO Collaborating Center for HIV Surveillance, Institute for Futures Studies in Health, Kerman University of Medical Sciences, Kerman, Iran
Talant Abdyl daev	kumbel1@yandex.ru	Kyrgyz Medical Association
Babak Jamshidi	b-jamshidi@phdstu.scu.ac.ir	Department of Biostatistics, Kermanshah University of Medical Sciences
Noran Naqiah Hairi	noran@um.edu.my	University of Malaya, Malaysia
Naima Nasir	ms.naimanasir@gmail.com	Center for Tropical Medicine and Global Health, Nuffield Department of Medicine, University of Oxford
Rashid U Zaman	rashid.zaman@opml.co.uk	Oxford Policy Management
Sopuruchukwu	sopuruchukwu.obiesie@oriel.ox.ac.uk	Center for Tropical Medicine and

Obiesie		Global Health, Nuffield Department of Medicine, University of Oxford
Roberto A. Kraenkel	roberto.kraenkel@unesp.br	Institute for Theoretical Physics - São Paulo State University (UNESP)
Nicholas Letchford	nicholas.letchford@opml.co.uk	Oxford Policy Management
Lucsendar Raimunda Fernandes Alves	sendinha@hotmail.com	Menzies School of Health Research, Charles Darwin University
Sandra Adele	sandra.adele@ndm.ox.ac.uk	Nuffield Department of Medicine, University of Oxford
Lorena Suárez-Idueta	suarezidueta@gmail.com	Univesity College of London
Nicole Advani	nicole.advani@ndm.ox.ac.uk	Nuffield Department of Medicine, University of Oxford
Manar Marzouk	manar_marzook@hotmail.com	Valid International Ltd
Viviana Mabombo	viviana.mabombo@wolfson.ox.ac.uk	Nuffield Department of Medicine, University of Oxford
Aibek Mukambetov	amukambetov@soros.kg	Soros Foundation in the Kyrgyz Republic
Adeniyi Kolade Aderoba	adeniyi.aderoba@gmail.com	Center for Tropical Medicine and Global Health, Nuffield Department of Medicine, University of Oxford
B Priya Lakshmy TBalasubramaniam	priya.tbalasubramaniam@ndm.ox.ac.uk	Nuffield Department of Medicine, University of Oxford
Nicole Feune de Colombi	nicole.feunedecolombi@ndm.ox.ac.uk	Centre for Tropical Medicine and Global Health, Nuffield Department of Medicine, University of Oxford
Maria Angela Varela Niha	nihamaria20@gmail.com	Ministry of Health Timor-Leste
Francisco Obando	francisco.obando@compas.ox.ac.uk	PEAK Urban and Oxford Martin Informal Cities Programmes, COMPAS, School of Anthropology and Museum Ethnography, University of Oxford
Parinda Wattanasri	parinda.wattanasri@ndm.ox.ac.uk	1:Centre for Tropical Medicine and Global Health, Nuffield Department of Medicine, University of Oxford 2:Department of Disease Control, Ministry of Public Health, Thailand
Sompob Saralamba	Sompob@tropmedres.ac	Mathematical And Economic MODelling Group, Mahidol-Oxford Tropical Medicine Research Unit, Faculty of Tropical Medicine, Mahidol University, Bangkok, Thailand
Fatiha	fatiha.shabaruddin@um.edu.my	Faculty of Pharmacy, University of

Shabaruddin		Malaysia
Shafiun Nahin Shimul	shafiun.ihe@du.ac.bd	Institute of Health Economics, University of Dhaka, Bangladesh
Maznah Dahlui	maznahd@ummc.edu.my	Department of Social and Preventive Medicine, Faculty of Medicine, University of Malaya
Reshania Naidoo	reshania.naidoo@ndm.ox.ac.uk	Center for Tropical Medicine and Global Health, Nuffield Department of Medicine, University of Oxford
Caroline Franco	c.franco@unesp.br	Institute of Theoretical Physics - São Paulo State University (UNESP)
Michael G. Klein	michael.klein@sjsu.edu	Department of Marketing & Business Analytics, Lucas College and Graduate School of Business, San José State University, USA
Aisuloo Kubatova	kubatova.aisuloo@gmail.com	Public fund Institution of social development
Manar Marzouk	manar_marzook@hotmail.com	Valid International Ltd
Nusrat Jabin	nusrat.jabin@ndm.ox.ac.uk	Nuffield Department of Medicine, University of Oxford
Lisa J White	lisa.white@ndm.ox.ac.uk	Big Data Institute, Li Ka Shing Centre for Health Information and Discovery, Nuffield Department of Medicine, University of Oxford
Shwe Sin Kyaw	shwesin@tropmedres.ac	Mahidol-Oxford Tropical Medicine Research Unit, Faculty of Tropical Medicine, Mahidol University
Luzia Tomas Freitas	luzia.freitas@ndm.ox.ac.uk	Center for Tropical Medicine and Global Health, Nuffield Department of Medicine, University of Oxford
Sunil Pokharel	sunildrp@gmail.com	Nuffield Department of Medicine, University of Oxford
Proochista Ariana	proochista.ariana@ndm.ox.ac.uk	Centre for Tropical Medicine and Global Health, Nuffield Department of Medicine, University of Oxford
Chris Erwin G. Mercado	cegmercado@gmail.com	Independent Researcher
Shamil Ibragimov	shamil@soros.kg	Soros Foundation in the Kyrgyz Republic
John Robert C. Medina	jcmedina1@up.edu.ph	Department of Epidemiology and Biostatistics, College of Public Health, University of the Philippines Manila, Philippines
Dr. Mesulame Namedre		Fiji CDC