

Short Title: Who is wearing a mask?

1
2
3
4
5
6
7
8
9
10
11
12
13
14
15
16
17
18
19
20
21
22
23
24
25
26
27
28

Who is wearing a mask? Gender-, age-, and location-related differences during the COVID-19 pandemic

Michael H. Haischer^{1,2}, Rachel Beilfuss^{1,2}, Meggie Rose Hart¹, Lauren Opielinski¹, David Wrucke³, Gretchen Zirgaitis¹, Toni D. Uhrich^{1,2}, Sandra K. Hunter^{1,2*}

¹Department of Physical Therapy, Marquette University, Milwaukee, Wisconsin, United States of America

²Athletic and Human Performance Research Center, Marquette University, Milwaukee, Wisconsin, United States of America

³Department of Biomedical Sciences, Marquette University, Milwaukee, Wisconsin, United States of America.

*Corresponding author
E-mail: sandra.hunter@marquette.edu

Abstract

Masks are an effective tool in combatting the spread of COVID-19 but wearing them remains controversial and has not been studied in the United States. To understand the demographics of mask wearers in the US, we observed shoppers ($n = 5517$) entering retail stores. 41.5% of the observed sample wore a mask. The odds of an individual wearing a mask increased significantly with age, and was also 1.5x greater for females than males. Additionally, the odds of observing a mask on an urban or suburban shopper were ~4x that for rural areas. Thus, gender, age, and location factor into whether American shoppers wear a mask or face covering. Regardless, all demographics wore masks at substantially lesser rates than required to stop the spread of COVID-19.

29 Introduction

30 Wearing a mask in public is currently a controversial and politicized issue in the United States,
31 even with case evidence from other countries that face coverings help to control the spread of
32 coronavirus disease 2019 (COVID-19) [1]. As Taiwan, Hong Kong, South Korea, and other
33 countries with almost universal masking have been some of the most successful at reducing
34 daily case and death rates [2,3], the United States is trending in the other direction, setting
35 national and state records for daily new cases of COVID-19 at the end of June 2020. Despite
36 the controversy, COVID-19 is a virus that can be transmitted through respiratory droplets from
37 infected individuals and even asymptomatic cases can be contagious [4]. Thus, without a
38 vaccine in distribution, masks are one of the few control measures available for protection
39 against the virus because they serve as a physical barrier between people [5,6]. Not only do
40 masks protect the wearer from aerosolized droplets, but they also provide source control,
41 stopping large droplets coming from a wearer before they become airborne. Study of the
42 filtration efficiency of different fabrics has shown that even cotton weaves and blends can block
43 viral transmission [7], so masks can be made virtually cost-free with household materials.

44 Though the evidence of the efficacy and cost-effectiveness of masks is clear, store policies and
45 public mandates requiring masks in America have been met with protests [8] and, in rare cases,
46 violence [9,10]. Public health research shows these measures may already have reduced cases
47 in the United States by 450,000 through May 22nd [11], but the messaging from government
48 officials has been inconsistent [12] and polling suggests that a sizeable portion of the general
49 population are still going out in public without masks [13,14]. Learning what demographic
50 groups are wearing masks will help officials to better target public health messaging that
51 promotes the intervention among groups with lower usage, and self-reported behavior is not
52 always reliable. To facilitate greater understanding and reliable data on whether gender, age,

Short Title: Who is wearing a mask?

53 and location influence mask wearing in the United States, we conducted a direct observational
54 study at retail stores in southeastern Wisconsin.

55 Thus, the aim of our study was to determine mask use by gender expression, estimated age,
56 and location. We hypothesized that mask use among females would be greater than males
57 across all age groups and locations. Additionally, that mask use would be greater among older
58 adults (>65 years old) than middle-age (30-65 years old) and young individuals (2-30 years old)
59 and would be less in rural than in urban or suburban areas.

60 **Materials and Methods**

61 We answered our research question by visiting 36 different retail locations across five different
62 counties in southeastern Wisconsin. Multiple logistic regression analysis was performed to
63 determine the impact of gender, age, location, and their interactions on mask wearing.

64 Retail stores selected for observation were based largely on geographical convenience to
65 researchers but spread across Milwaukee and the surrounding area was also considered. In the
66 interest of exploring mask wearing among urban, suburban, and rural stores, we designated a
67 center point of the city ([345 W St. Paul Ave, Milwaukee, WI, USA](#)) and recorded the linear
68 distance of each store to the city center. Based on distance, stores were then placed into urban
69 (<6.1 km from city center; $n = 15$, 3.3 ± 1.8 km to city center), suburban (11.5-32.1 km; $n = 12$,
70 20.5 ± 7.2 km), and rural (>36.9 km; $n = 9$, 55.8 ± 21.4 km) store groups. Visits to stores ($n =$
71 36) occurred at various times between 9am and 8pm (June 3rd-9th, 2020) and typically lasted
72 less than an hour, with observers recording data with writing utensil and paper or mobile device.
73 Stores consisted of grocery and other large big-box retail stores and shoppers were not aware
74 they were being observed. Children under the estimated age of two were not recorded.
75 Additionally, 60 individuals who were wearing their mask or face covering improperly (not over
76 nose and mouth) were recorded but excluded from further analysis as they could not be

Short Title: Who is wearing a mask?

77 grouped into a dichotomous outcome (mask/no mask). 5517 observations remained, and data
78 summary sheets were crosschecked by other observers prior to analyzing differences in the
79 odds of wearing a mask between gender and across age and location. All procedures involved
80 public observation or accessed public information and did not require review by an Institutional
81 Review Board.

82 Mask wearing was treated as a binary dependent variable in this study, so a multiple logistic
83 regression analysis was used to evaluate adjusted odds ratios of wearing a mask in different
84 sample subgroups. Gender expression, age, and location independent variables were dummy
85 coded and entered into a backward elimination procedure with their associated interactions
86 (gender-age, gender-location, age-location, and gender-age-location). Limit for variable removal
87 and test classification cutoff were set at 0.025 and 0.5, respectively. Adjusted odds ratios (aOR)
88 are expressed with respect to reference groups (gender: male, age: young, location: rural) with
89 95% confidence intervals and significance was determined at $p < 0.05$. All analyses were
90 performed with IBM Statistical Package for Social Sciences version 26 (IBM, Armonk, NY,
91 USA).

92 **Results and Discussion**

93 Of the 5517 individuals we observed (Fig 1), 41.5% were wearing a mask or face covering with
94 the general trend across gender, age, and location largely aligning with our original hypotheses
95 (Table 1). Females wore masks 7.6% more than males (Fig 2A). Additionally, masks were seen
96 at a higher percentage in older than middle-age (+16.1%) and young (+19.8%) individuals (Fig
97 2B). Urban and suburban mask wearing was similar but was much lower at rural stores
98 (Suburban: -28.7%; Urban: -26.4%; 55.81 ± 21.37 km) (Fig 2C).

99 Regression analysis revealed that gender, age, and location all significantly impact the odds of
100 an individual being observed to wear a mask ($p < 0.001$; Fig 3). Results indicate the odds of a

Short Title: Who is wearing a mask?

101 female wearing a mask are significantly greater than males (aOR = 1.470, 95% CI = 1.313-
102 1.646). Odds are also greater for middle age (aOR = 1.597, 95% CI = 1.359-1.877) and older
103 adults (aOR = 3.434, 95% CI = 2.811-4.195) than younger individuals. The odds of observing
104 someone in urban (aOR = 3.847, 95% CI = 3.157-4.689) or suburban (aOR = 4.124, 95% CI =
105 3.418-4.975) areas wearing a mask is also much higher than in rural locations, reflecting the
106 much lower prevalence of masks seen at rural stores. The significant age-location interaction
107 effect ($p < 0.001$) is largely driven by differential changes in mask-wearing behavior between
108 older adults and the other age groups (Fig 2D).

109 Though no peer reviewed, and direct, observational studies of mask wearing are available for
110 comparison, our data can be discussed in relation to national polls and surveys that address
111 mask wearing. A recent survey of adults in Wisconsin and four other surrounding states
112 indicated 45.1% always wear a mask when they leave home [13], and data in our study lends
113 credibility to this number. Notably, other regions of the United States surveyed reported different
114 habits (33.5-64% mask usage) so direct observational studies in other parts of the country
115 would be beneficial to confirm national variability. Another poll conducted in mid-April indicated
116 that only 36% of adults always wear a mask or face covering when outside the home [14], so
117 perhaps usage nation-wide is gradually improving. Women also reported wearing a mask more
118 often than men. So why are men wearing masks in public places less than women? Perhaps
119 masks are viewed as a sign of fragility or weakness among some men in the USA, as
120 suggested in previous preprint work [15]. Public health messaging that focuses on aligning
121 masks with masculinity would likely be beneficial to improve usage among males in the United
122 States.

123 It is not surprising that our data show older individuals wear masks more than middle-age and
124 young people because older adults are at higher risk for more severe cases of COVID-19.
125 However, the low percentage of young individuals wearing a mask combined with their potential

Short Title: Who is wearing a mask?

126 to be asymptomatic [16] creates problems for case containment. A key and underreported
127 benefit of masks is source control, so mask wearing is important across all age groups. Lower-
128 risk individuals put older adults and those with preexisting conditions of all ages at risk of severe
129 illness by not wearing a mask due to the potential for asymptomatic viral transmission.

130 One of the most interesting findings of the current study is the evidence of drastically different
131 mask-wearing behavior in rural areas compared with urban and suburban shoppers. The odds
132 of urban and suburban shoppers wearing a mask is about 4x greater than for rural store-goers,
133 possibly reflecting the fact that individuals shopping in rural areas perceive lower risk. However,
134 it has been previously reported that mask-wearing habits do not appreciably differ between
135 counties with low and high numbers of COVID-related deaths [14]. Further, while living
136 population density may be lower in rural regions, the size of retail stores is relatively uniform.
137 Thus, differences in the density of shoppers in stores across regions is likely far less than the
138 actual population density differences reflect. Understanding why rural shoppers are wearing
139 masks less across all age groups is an important issue because the health care system in these
140 areas of the United States may be less equipped to handle large spikes in cases. Rural
141 residents may also need to travel further for emergency care, putting them at greater risk for
142 severe consequences of infection. For these reasons, public health messaging that promotes
143 masks in rural communities is very important.

144 **Conclusions**

145 Masks are an essential public health intervention for combatting the pandemic, and averting
146 cases of COVID-19 will save lives. To that end, masks should not symbolize frailty or fragility of
147 the individual, but a public health service. Wearing a mask is not about stopping transmission of
148 all cases but minimizing case rates and lessening the public health burden. Importantly, the
149 long-term effects of COVID-19 are still unknown so mask wearing is also vital to reduce burden

Short Title: Who is wearing a mask?

150 from future comorbidities that may result within individuals who were infected. Modeling studies
151 suggest mask usage needs to be to nearly universal (>80%) to have a significant effect on the
152 epidemiological curve [17,18]. Based on our data, we conclude that public health messaging
153 and mask designers may benefit from marketing to males, younger individuals, and rural
154 communities as these populations tend to wear masks less. Less than 50% of individuals
155 observed in our sample were wearing a mask, however, indicating stronger messaging that
156 advocates mask wearing is desperately needed across all demographic groups. As officials
157 around the United States work to take control of the COVID-19 pandemic by putting mask
158 mandates in place at local and state levels, information that about half of population needed to
159 control the virus are currently wearing masks serves as useful baseline knowledge and confirms
160 that major improvements can be made. Individuals may also consider this information in
161 conjunction with store policies to evaluate the potential risks of in-person shopping based on
162 location and the age and gender of the store's clientele.

163

164 **References**

- 165 1. Coronaviridae Study Group of the International Committee on Taxonomy of Viruses. The
166 species severe acute respiratory syndrome-related coronavirus: classifying 2019-nCoV
167 and naming it SARS-CoV-2. *Nat Microbiol.* 2020;5: 536–544.
- 168 2. Prather KA, Wang CC, Schooley RT. Reducing transmission of SARS-CoV-2. *Science.*
169 2020;368(6498): 1422-1424.
- 170 3. Stutt ROJH, Retkute R, Bradley M, Gilligan CA, Colvin J. A modelling framework to
171 assess the likely effectiveness of facemasks in combination with 'lock-down' in
172 managing the COVID-19 pandemic. *Proc R Soc A.* 2020;476: 20200376.
- 173 4. He X, Lau EHY, Wu P, Deng W, Wang J, Hao X, et al. Temporal dynamics in viral
174 shedding and transmissibility of COVID-19. *Nat Med.* 2020;26(5): 672-675.
- 175 5. Greenhalgh T. Face coverings for the public: Laying straw men to rest. *J Eval Clin Pract.*
176 2020; e13415.
- 177 6. Greenhalgh T, Schmid MB, Cypionka T, Bassler D, Gruer L. Face masks for the public
178 during the COVID-19 crisis. *BMJ (Clinical research ed.).* 2020;369: m1435.

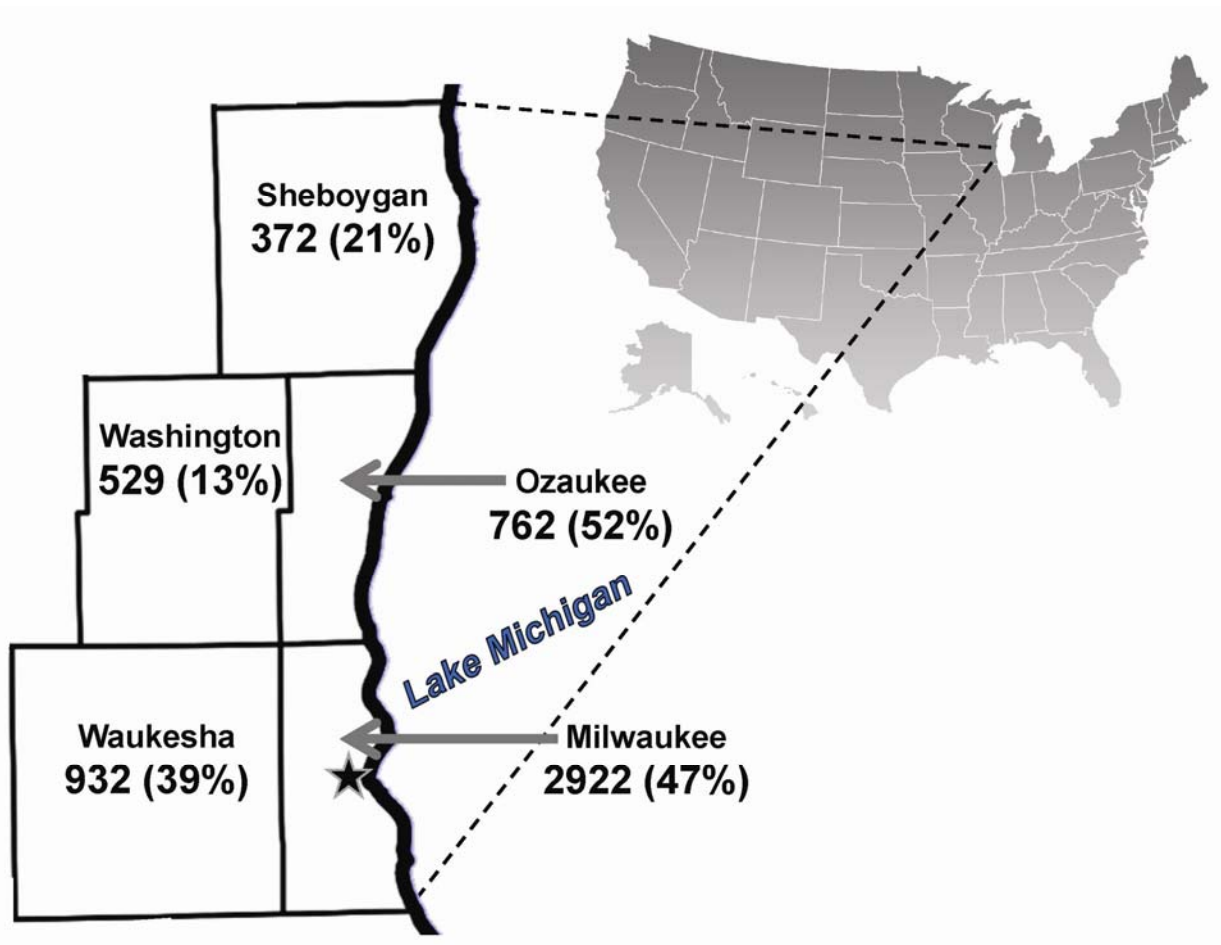
Short Title: Who is wearing a mask?

- 179 7. Chu DK, Akl EA, Duda S, Solo K, Yaacoub S, Schünemann HJ. Physical distancing,
180 face masks, and eye protection to prevent person-to-person transmission of SARS-CoV-
181 2 and COVID-19: A systematic review and meta-analysis. *The Lancet*. 2020;395(10242):
182 1973-1987.
- 183 8. Gutierrez M. Anti-vaccine activists, mask opponents target public health officials - at their
184 homes. *Los Angeles Times*. 2020 June 18 [Cited 2020 July 2]. Available from:
185 [https://www.latimes.com/california/story/2020-06-18/anti-mask-protesters-target-county-](https://www.latimes.com/california/story/2020-06-18/anti-mask-protesters-target-county-health-officers)
186 [health-officers](https://www.latimes.com/california/story/2020-06-18/anti-mask-protesters-target-county-health-officers)
- 187 9. Kessler B. Black mayor of Kansas city says he was called N-word, received death threat
188 over mask rule. *NBC News*. 2020 June 30 [Cited 2020 July 2]. Available from:
189 [https://www.nbcnews.com/news/us-news/black-mayor-kansas-city-says-he-was-called-](https://www.nbcnews.com/news/us-news/black-mayor-kansas-city-says-he-was-called-n-word-n1232514)
190 [n-word-n1232514](https://www.nbcnews.com/news/us-news/black-mayor-kansas-city-says-he-was-called-n-word-n1232514)
- 191 10. Rubenstein S. No mask, no service. McDonald's customer attacks drive-through worker
192 over safety rule. *San Francisco Chronicle*. 2020 July 2 [Cited 2020 July 3]. Available
193 from: [https://www.sfchronicle.com/crime/article/No-mask-no-service-McDonald-s-](https://www.sfchronicle.com/crime/article/No-mask-no-service-McDonald-s-customer-15383603.php)
194 [customer-15383603.php](https://www.sfchronicle.com/crime/article/No-mask-no-service-McDonald-s-customer-15383603.php)
- 195 11. Lyu W, Wehby GL. Community use of face masks and COVID-19: Evidence from a
196 natural experiment of state mandates in the US. *Health Affairs*, 2020;8: 1-7.
- 197 12. Breslow J. Fauci: Mixed messaging on masks set U.S. public health response back.
198 *NPR*. 2020 July 1 [Cited 2020 July 2]. Available from:
199 [https://www.npr.org/sections/health-shots/2020/07/01/886299190/it-does-not-have-to-](https://www.npr.org/sections/health-shots/2020/07/01/886299190/it-does-not-have-to-be-100-000-cases-a-day-fauci-urges-u-s-to-follow-guidelines)
200 [be-100-000-cases-a-day-fauci-urges-u-s-to-follow-guidelines](https://www.npr.org/sections/health-shots/2020/07/01/886299190/it-does-not-have-to-be-100-000-cases-a-day-fauci-urges-u-s-to-follow-guidelines)
- 201 13. Enten H. The Northeast leads the country in mask-wearing. *CNN*. 2020 June 26 [Cited
202 2020 July 2]. Available from: [https://www.cnn.com/2020/06/26/politics/maskwearing-](https://www.cnn.com/2020/06/26/politics/maskwearing-coronavirus-analysis/index.html)
203 [coronavirus-analysis/index.html](https://www.cnn.com/2020/06/26/politics/maskwearing-coronavirus-analysis/index.html)
- 204 14. Ritter Z, Brenan M. New April guidelines boost perceived efficacy of face masks. *Gallup*.
205 2020 May 13 [Cited 2020 July 2]. Available from:
206 [https://news.gallup.com/poll/310400/new-april-guidelines-boost-perceived-efficacy-face-](https://news.gallup.com/poll/310400/new-april-guidelines-boost-perceived-efficacy-face-masks.aspx)
207 [masks.aspx](https://news.gallup.com/poll/310400/new-april-guidelines-boost-perceived-efficacy-face-masks.aspx)
- 208 15. Capraro V, Barcelo H, The effect of messaging and gender on intentions to wear a face
209 covering to slow down COVID-19 transmission. *PsyarXiv* [Preprint]. 2020 psyarXiv tg7vz
210 [posted 2020 May 11; revised 2020 May 16; cited 2020 July 2]: [19 p.]. Available from:
211 <https://psyarxiv.com/tg7vz> doi:10.31234/osf.io/tg7vz
- 212 16. Davies NG, Klepac P, Liu Y, Prem K, Jit M, CMMID COVID-19 working group, Eggo RM.
213 Age-dependent effects in the transmission and control of COVID-19 epidemics. *Nat*
214 *Med*. 2020; s41591-020-0962-9.
- 215 17. Fisman DN, Greer AL, Tuite AR. Bidirectional impact of imperfect mask use on
216 reproduction number of COVID-19: A next generation matrix approach. *Infectious*
217 *Disease Modeling*. 2020 July 4. doi: 10.1016/j.idm.2020.06.004.
- 218 18. Vadiveloo J. This simple model shows the importance of wearing masks and social
219 distancing. *The Conversation*. 2020 June 26 [Cited 2020 July 2]. Available from:
220 [https://theconversation.com/this-simple-model-shows-the-importance-of-wearing-masks-](https://theconversation.com/this-simple-model-shows-the-importance-of-wearing-masks-and-social-distancing-140423)
221 [and-social-distancing-140423](https://theconversation.com/this-simple-model-shows-the-importance-of-wearing-masks-and-social-distancing-140423)

222

Short Title: Who is wearing a mask?

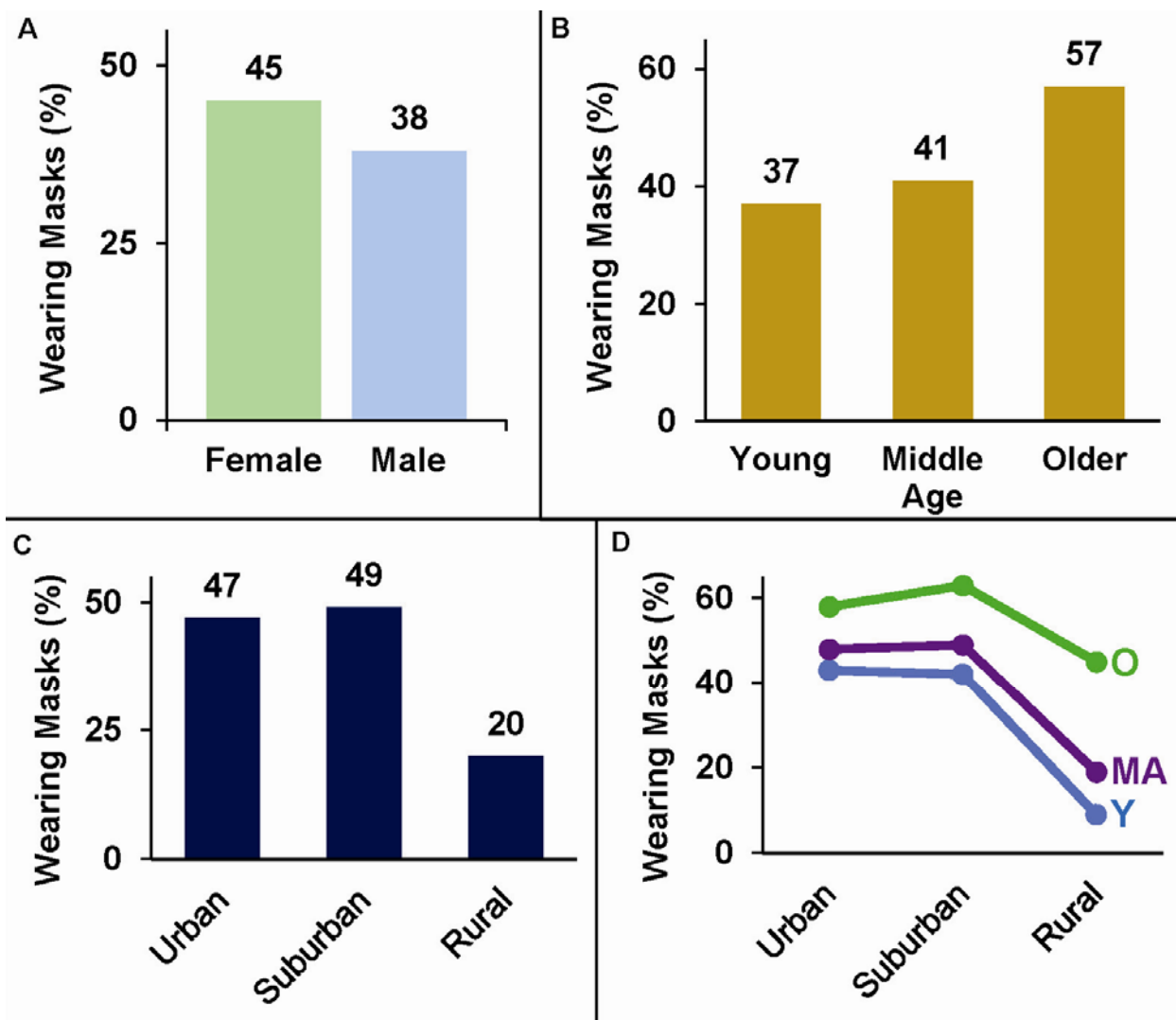
223 **Fig 1. Mask-wearing percentages by Wisconsin county.** Data shown indicates the number of
224 observations collected (percentage of people wearing a mask) in each county where retail
225 stores were visited. ★: City center location used for identifying urban, suburban, and rural
226 stores.



227

Short Title: Who is wearing a mask?

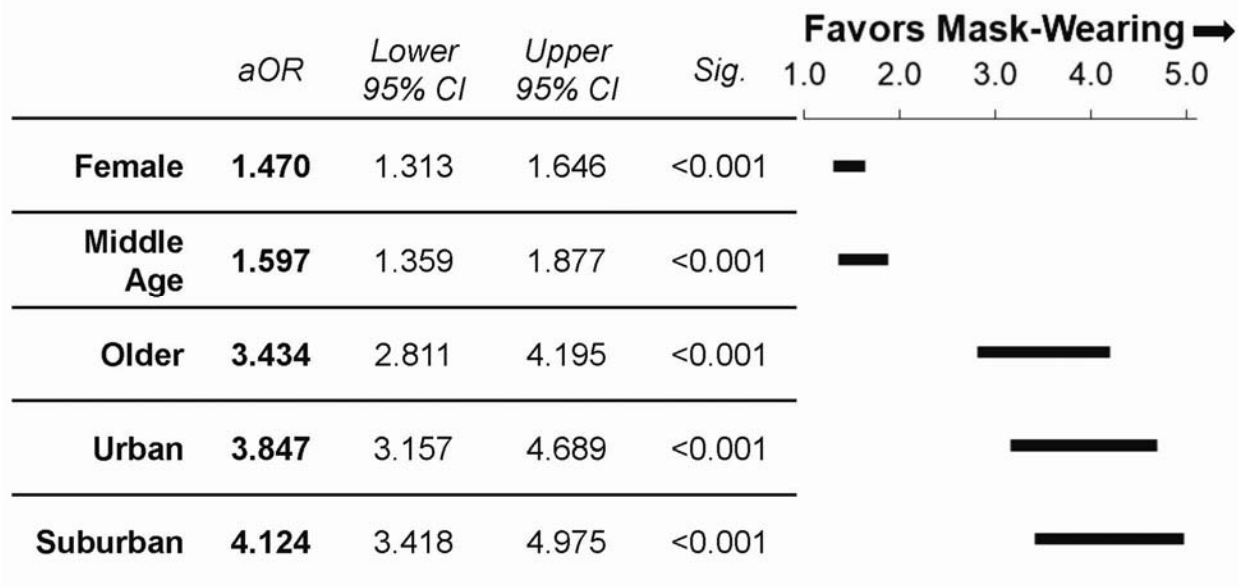
228 **Fig 2. Mask-wearing percentages across gender, age, and location.** **A.** Females wear
229 masks more than males. **B.** Older adults wear masks more than other individuals. **C.** Mask-
230 wearing habits are similar in urban and suburban areas, but usage drops off considerably at
231 rural stores. **D.** Mask wearing plotted by location highlights how the mask-wearing behavior of
232 older adults (O) is less impacted by shopping in a rural area than the behavior of young (Y) and
233 middle-age (MA) individuals.



234

Short Title: Who is wearing a mask?

235 **Fig 3. Odds of wearing a mask.** Adjusted odds ratios (aOR) and 95% confidence interval plots
 236 of mask usage for gender expression, age, and location. Odds ratios are expressed in relation
 237 to reference groups (gender: male; age: young; location: rural).



238

Short Title: Who is wearing a mask?

Table 1. Observed odds ($\frac{mask}{no\ mask}$) of wearing a mask by age and location*

	<i>Young</i>		<i>Middle Age</i>		<i>Older</i>	
	Female	Male	Female	Male	Female	Male
<i>Urban</i>	0.879	0.639	1.022	0.863	2.115	1.049
<i>Suburban</i>	0.886	0.567	1.257	0.763	2.113	1.468
<i>Rural</i>	0.076	0.117	0.287	0.172	1.094	0.600

* Odds > 1 show odds of wearing a mask are greater than not wearing a mask

239