

1 **Outbreak of COVID-19 and Interventions in One of the Largest Jails in the United States — Cook**
2 **County, IL, 2020**

3 Chad Zawitz MD^{*1,2}, Sharon Welbel MD^{*2}, Isaac Ghinai MBBS^{3,4}, Connie Mennella MD^{1,2}, Rebecca Levin
4 MPH⁵, Usha Samala MPH³, Michelle Bryant Smith⁵, Jane Gubser PsyD⁵, Bridgette Jones RN^{1,2}, Kate
5 Varela DVM⁴, Uzay Kirbiyik MD⁴, Josh Rafinski^{1,2}, Anne Fitzgerald⁵, Peter Orris MD^{5,6}, Alex Bahls⁵,
6 Stephanie R. Black MD³, Alison M. Binder MS^{*4}, Paige A. Armstrong MD^{*4}

7 * Contributed equally

8 ¹ Cermak Health Services

9 ² Cook County Health

10 ³ Chicago Department of Public Health

11 ⁴ Centers for Disease Control and Prevention

12 ⁵ Cook County Sheriff's Office

13 ⁶ University of Illinois at Chicago

14

15 **Corresponding author:**

16 Paige Armstrong MD MHS

17 1600 Clifton Road

18 Atlanta, GA 30329

19 Email: YZU9@cdc.gov

20

21

22

23 **ABSTRACT**

24 **Background:** Correctional and detention facilities are disproportionately affected by COVID-19 due to
25 shared space, contact between staff and detained persons, and movement within facilities of detained
26 persons, many with pre-existing medical conditions. On March 18, 2020, Cook County Jail, one of the
27 United States' largest, identified its first suspected case of COVID-19 in a detained person.

28 **Methods:** This analysis includes SARS-CoV-2 cases confirmed by molecular detection among detained
29 persons and Cook County Sheriff's Office staff. We examined occurrence of symptomatic cases in each
30 building and proportions of asymptomatic detained persons testing positive. We describe timing of
31 interventions including social distancing, mask use, and expanded testing and show outbreak trajectory in
32 the jail versus contemporaneous case counts in Chicago.

33 **Results:** During March 1–April 30, 907 symptomatic and asymptomatic cases of SARS-CoV-2 infection
34 were detected among detained persons (n = 628) and staff (n = 279), with nine deaths. Symptomatic
35 cases occurred in all housing divisions; in 9/13 buildings, staff cases occurred first. Among asymptomatic
36 detained persons in quarantine, 23.6% tested positive. Visitation stopped March 15, programmatic
37 activities were suspended March 23, cells were converted into single occupancy beginning March 26, and
38 universal masking was implemented for staff (April 2) and detained persons (April 13). Cases at the jail
39 declined while cases in Chicago increased.

40 **Conclusion:** Aggressive intervention strategies coupled with widespread diagnostic testing of detained
41 and staff populations can limit introduction and mitigate transmission of SARS-CoV-2 infection in
42 correctional and detention facilities.

43

44 **BACKGROUND**

45 In correctional and detention facilities, shared physical space and interaction of detained persons and
46 staff facilitate introduction and spread of viruses like SARS-CoV-2.¹ Large COVID-19 outbreaks have
47 been reported in congregate settings^{2,3}, including correctional and detention facilities.⁴ Multiple
48 interventions, including physical distancing and reducing introductions from the community via new
49 detainees, staff, and visitors, are likely needed to effectively interrupt SARS-CoV-2 transmission, but can
50 be difficult to implement.^{5,6} Many individuals incarcerated or detained in U.S. state and federal facilities
51 are at elevated risk for severe COVID-19: they are more likely than the general population to be
52 immunocompromised⁷ and approximately 50% have pre-existing medical conditions.⁸

53 Cook County Jail (CCJ) is one of the largest in the United States. On March 18, 2020, a person detained
54 at CCJ reported influenza-like illness, including shortness of breath and fever, but tested negative for
55 influenza. Cermak Health Services (CHS) medical staff suspected COVID-19, isolated the patient, and
56 notified the Chicago Department of Public Health (CDPH). Although the patient did not meet COVID-19
57 testing criteria (no international travel or known exposure), CHS submitted diagnostic specimens to the
58 Centers for Disease Control and Prevention (CDC). On March 28, a specimen tested positive for SARS-
59 CoV-2 by real-time reverse transcriptase polymerase chain reaction (rRT-PCR).

60 We describe the subsequent outbreak of COVID-19 among detained persons and staff at CCJ and
61 interventions to reduce transmission. CHS, the Cook County Sheriff's Office (CCSO), Cook County Health
62 (CCH), CDPH, and CDC partnered to investigate, identify, and interrupt transmission.

63 **METHODS**

64 *STUDY POPULATION AND FACILITY CHARACTERISTICS*

65 In 2019, approximately 59,000 people were admitted into custody at CCJ; the average daily number of
66 detained persons was 5,800. During March 1–April 30, 2020, the population of detained persons declined
67 from 5,579 to 4,054; average daily census was 4,884. On March 1, CCSO had 2,370 sworn personnel

68 assigned to CCJ, representing the majority of staff who work at CCJ. During the outbreak, 270 sworn
69 personnel were added to secure an expansion in CCJ's geographic footprint.

70 CCJ houses detained persons in nine divisions in 13 buildings. Divisions are either open dormitories
71 housing 40–48 individuals on average (though one dormitory can house >600 detained persons at full
72 capacity), or units with double-occupancy cells and shared common spaces. Participation in
73 programmatic activities (e.g., work assignments, school) and medical needs of individuals vary by
74 division. Prior to March 1, 2020, CCJ utilized seven divisions; during March 1–April 30, two additional
75 divisions were opened to achieve social distancing through single-cell occupancy and an alternating bunk
76 model.

77 *DETECTION AND INTERVENTIONS*

78 **Case definition**

79 COVID-19 cases were defined as persons with an epidemiologic link to CCJ and molecular evidence of
80 SARS-CoV-2 infection during March 1–April 30, 2020.

81 **Quarantine, medical isolation, and testing of symptomatic detained persons**

82 Any detained person reporting symptoms consistent with COVID-19 was medically isolated in a single
83 cell, assessed by medical staff, and tested for SARS-CoV-2 via rRT-PCR performed at Illinois Department
84 of Public Health, QUEST diagnostics (Secaucus, New Jersey), or Stroger Hospital using the *m2000*
85 system (Abbott Laboratories, Illinois, USA). Beginning April 20, testing of newly detained persons was
86 performed with the ID NOW™ COVID-19 assay (Abbott).

87 In the event a resident on a unit tested positive or ≥ 2 suspected cases were detected, the remaining
88 individuals on the unit were placed under quarantine for ≥ 14 days; no individuals were moved onto or off
89 the unit. Quarantined persons were assessed daily for symptoms; if any became symptomatic, they were
90 medically isolated, and quarantine was extended an additional 14 days for the remainder of the unit.

91

92 **Testing of asymptomatic detained persons**

93 Testing was offered to asymptomatic detained persons in units placed under quarantine from March 25,
94 beginning with individuals at increased risk of severe disease and extending to buildings with new and
95 active cases.

96 **Screening and testing of staff**

97 Staff included only CCSO employees working on the CCJ campus. Staff were provided with a list of
98 testing locations, but testing was optional. Staff were required to report symptoms, positive test results, or
99 COVID-19 clinical diagnoses to CCSO; affected individuals were provided paid time off. Staff cases were
100 cross-referenced with Illinois' National Electronic Disease Surveillance System (I-NEDSS) to validate
101 laboratory results.

102 *DATA ANALYSES*

103 Epidemiologic curves by division were constructed using date of medical isolation as a proxy for date of
104 symptom onset for detained persons, and by self-reported symptom onset date for staff. First positive
105 specimen collection date was used if medical isolation date was not available.

106 The attack rate (AR) among detained persons at CCJ was calculated using bed assignments by day.
107 Demographic and clinical data for fatal cases were abstracted from medical records, but were unavailable
108 for other cases. Categorical data are presented as proportions; continuous data are presented as
109 medians (interquartile range [IQR]). Data for all persons residing in the state of Illinois meeting the case
110 definition for confirmed SARS-CoV-2 infection were extracted from I-NEDSS and included using the
111 specimen collection date. We compared trends in case counts among detained persons, staff, and
112 residents of Chicago during the study period by creating logarithmic-scale graphs of new and total cases;
113 weekly averages were calculated to account for testing variation by day. All analyses were done using
114 SAS v9.4 (Cary, North Carolina).

115 This study was reviewed by CDC, CDPH, CCH, and CCSO institutional review boards or the equivalent
116 entity, and deemed not to be research involving human subjects and public health response.

117 **RESULTS**

118 During March 1–April 30, 2020, 907 COVID-19 cases were identified among detained persons (n = 628,
119 69.2%) and staff (n = 279, 30.8%) (Figure 1). Of the 628 detained persons testing positive, 479 (76.3%)
120 were symptomatic at time of specimen collection and 149 (23.7%) were identified through asymptomatic
121 testing. All 279 staff cases reported symptoms. AR among detained persons was 12.9% (Table 1);
122 median time at CCJ was 250 days (IQR 98–541), and 598 (95.2%) had been incarcerated or detained for
123 >14 days at the time of their positive test.

124 Symptomatic cases are included in epidemic curves (Figure 1) and asymptomatic cases are displayed by
125 date and division (Supplemental Figure 1).

126 *SYMPTOMATIC CASES*

127 Beginning January 21, screening of newly detained persons was expanded to include COVID-19
128 symptoms (cough, shortness of breath, fever) per CDC guidelines.⁵ The earliest reported date of
129 symptom onset in a person later testing positive for SARS-CoV-2—a staff member in the transportation
130 unit (Figure 2)—was March 2. In the week following identification of the first case in a detained person
131 (March 18), 101 additional symptomatic cases (65 in detained persons, 36 in staff) were identified.
132 Symptom onset among all cases peaked March 30, with 39 symptomatic cases (22 in detained persons,
133 17 in staff). April 7 experienced the most symptomatic cases among detained persons (n = 31).

134 *INTERVENTIONS*

135 Early interventions included enhanced cleaning and disinfection, eliminating aerosol-generating
136 procedures (e.g., continuous positive airway pressure devices [CPAP]) in common areas (beginning
137 March 20), hand hygiene education, and training staff on personal protective equipment (PPE) use.

138 CCJ began “sheltering in place” March 9, placing generalized restrictions on compound-wide movement
139 and reducing programmatic activity. On March 15, social visitation ceased, and as of March 20, all newly
140 detained persons were cohorted in small groups (10–30 individuals) under 7-day observation (extended

141 to 14-day on April 16) to monitor symptoms before entering the general population. All programmatic
142 activity was suspended on March 23.

143 CDPH conducted an on-site assessment on March 25 and provided guidance consistent with
144 interventions already implemented by CHS/CCH. These included symptom screening (later supplemented
145 by COVID-19 testing) at intake, immediate medical isolation of symptomatic individuals, social distancing,
146 and quarantine of all detained persons on the unit for ≥ 14 days. Social distancing included spacing beds
147 6 feet apart in dormitories and reducing all cells to single occupancy beginning March 26 and completed
148 by April 21. CDPH expanded infection control guidance for staff, including recommendations for PPE use
149 based on task and cohorting by duty location (Figure 2).

150 Beginning March 28, all staff were screened for fever ($99.4 \leq F/38 \leq C$) and COVID-19 symptoms upon
151 entry into CCJ.⁵ Presence of fever or symptoms required staff to abstain from work for 14 days. A PPE
152 accountability team was assembled April 1, and staff were required to use surgical masks beginning April
153 2. Universal surgical mask use by detained persons during waking hours began April 13. On April 20, all
154 newly detained persons were tested on intake using ID NOW in addition to undergoing 14-day quarantine
155 (Figure 2).

156 *DIVISION CHARACTERISTICS AND EPIDEMIC CURVES*

157 All nine housing divisions experienced cases despite variation in housing type, capacity, security, and
158 characteristics (Table 1). Epidemic curves for certain divisions demonstrated a traditional bell-shape;
159 others experienced sporadic cases (Figure 3). In 9/13 buildings, staff cases arose first, with a median 3
160 days between the first case in a staff member and a detained person.

161 Division 6 had the highest level of programmatic activity and was the first to experience symptomatic
162 cases among both groups. One hundred cases (75 among detained persons) were confirmed March 18–
163 April 30 in Division 6. Detained persons were housed in double cells and had programming involving
164 movement outside of their unit until March 19 (Figure 2).

165 The Residential Treatment Unit (RTU) housed more individuals with medical needs and at increased risk
166 for COVID-19 medical complications than other divisions. RTU had the most symptomatic cases overall
167 (137), including 42 among staff (15% of all staff cases) and 95 among symptomatic detained persons
168 (20% of all symptomatic cases) (Figure 3).

169 *ASYMPTOMATIC CASES AMONG DETAINED PERSONS*

170 In total, 631 asymptomatic detained persons were tested for SARS-CoV-2; 149 (23.6%) were positive,
171 with percent positive ranging from 8% (2/25, Division 5) to 50% (125/249, RTU; Supplemental Figure 1).
172 The unit with the highest percent positive was a dormitory with 37 individuals in the RTU, which housed
173 individuals with comorbidities, including some who used CPAP until use in common areas was stopped.
174 Of the 275 newly detained persons tested, 12 (4.8%) were positive. The 149 cases identified through
175 asymptomatic testing represented 23.7% of all cases among detained persons at CCJ.

176 *FATALITIES*

177 Seven detained persons and two staff died (case-fatality rate for both = 1.1%). Of fatal cases among
178 detained persons, ages ranged from 42–64 years; all were male and had multiple comorbidities, most
179 commonly hypertension, hyperlipidemia, and obesity.¹⁰

180 *OUTBREAK TRAJECTORY*

181 Early in the outbreak, increases in cases among staff and detained persons paralleled that in Chicago,
182 Illinois. After implementation of interventions, cases declined in detained persons and staff, even as
183 cases increased dramatically in Chicago (Figure 4). Weekly averages demonstrated a decline in cases
184 among detained persons a week after staff cases began declining.

185

186

187

188 **DISCUSSION**

189 Less than 2 months after the first COVID-19 case was identified in CCJ, almost 1,000 detained persons
190 and staff had been infected with SARS-CoV-2. This represents an AR of nearly 13% among detained
191 persons and occurred despite early adoption of containment and mitigation practices. This constitutes
192 one of the largest outbreaks of COVID-19 in a congregate setting described to date, illustrating the
193 difficulties of controlling spread in correctional and detention facilities. Estimates of influenza spread in
194 enclosed populations have found similar ARs⁹ (13%); experience suggests viral respiratory pathogens
195 like COVID-19 can cause sizeable epidemics in large jails despite implementation of public health
196 interventions.¹⁰ Expanding CCJ's footprint to facilitate physical distancing, limiting movement, and
197 implementing expanded testing were complex and resource-intensive interventions, but effectively slowed
198 spread relative to the surrounding community even as cases there surged. Implementing expanded
199 diagnostic testing at key points, such as intake, helped limit new introductions of the virus.

200 Investigations into outbreaks of respiratory viruses in other correctional and detention facilities have
201 identified visitors¹¹ and persons transferred between facilities¹² as possible sources. Restriction of
202 movement within the jail was likely one of the most critical and timely interventions in gaining control of
203 this outbreak; the division with the highest level of movement and most contact with individuals entering
204 from the community experienced the earliest peak. Implementation and enforcement of social distancing
205 of ≥ 6 feet, surgical mask use, increased access to soap and alcohol-based hand sanitizer, and enhanced
206 cleaning and disinfection practices also likely reduce extent of spread. Later expansion of diagnostic
207 testing, including at intake and of asymptomatic individuals, allowed for medical isolation of cases and
208 reduction in spread. Enhanced measures including PPE accountability were likely also effective.

209 Our data suggest the important role that community-dwelling staff played in COVID-19 introductions into
210 CCJ as cases among staff often preceded cases in detained persons. We also show the effectiveness of
211 employee interventions despite inclusion of <100% of personnel. Implementation of universal screening
212 for symptoms and temperature checks is important, but ensuring access to testing and compliance with
213 illness reporting are vital, as are flexible and non-punitive leave policies to allow sick employees to stay
214 home.

215 As with other outbreaks in correctional and detention facilities¹³, close cooperation between onsite
216 medical service providers, law enforcement, and local and federal public health officials were critical to
217 successful containment of COVID-19. Efforts to facilitate social distancing and medical isolation through
218 expanding CCJ's footprint likely reduced transmission.¹⁴ Physical distancing to the degree accomplished
219 at CCJ may not be feasible in all facilities, but use of quarantine and cohort housing may be possible
220 even in smaller, more restricted facilities.

221 A high proportion (23.6%) of exposed but asymptomatic detained persons were found to be positive,
222 similar to other congregate settings such as homeless shelters.¹⁵ The role of these individuals in SARS-
223 CoV-2 transmission is not well understood.¹⁶ Widespread testing facilitates rapid identification, early
224 medical isolation, and reduction in potential for spread, though optimal timing for widespread testing is not
225 known. Newly detained persons are exposed to the community prior to entering the jail, making expanded
226 testing and cohorting at intake essential to limiting transmission.

227 This investigation has several limitations. First, testing capacity was limited early in the outbreak,
228 potentially underestimating the number of cases; comprehensively employed mitigation methods reduced
229 transmission even in the absence of full testing capacity. Our case definition required a positive PCR
230 result; this may have excluded staff who were diagnosed clinically, or who had only serology performed.
231 Further, while CCSO staff represented the largest group of staff members entering CCJ, other staff (e.g.,
232 healthcare staff) had a wide range of employers with no centralized listing and were not included in the
233 study. Third, since demographic and clinical data were unavailable for cases other than those resulting in
234 death, analyses by race, sex, and age could not be conducted. Lastly, because interventions were often
235 implemented simultaneously, it was difficult to ascertain relative effectiveness.

236 **CONCLUSION**

237 SARS-CoV-2 can spread rapidly in correctional and detention facilities, causing significant morbidity and
238 mortality. Effective response to the COVID-19 outbreak at CCJ demonstrates the need for dynamic and
239 aggressive application of intervention strategies, but also shows how timely response can reduce case
240 counts and prevent morbidity and mortality in correctional or detention facilities.

241 **ACKNOWLEDGMENTS**

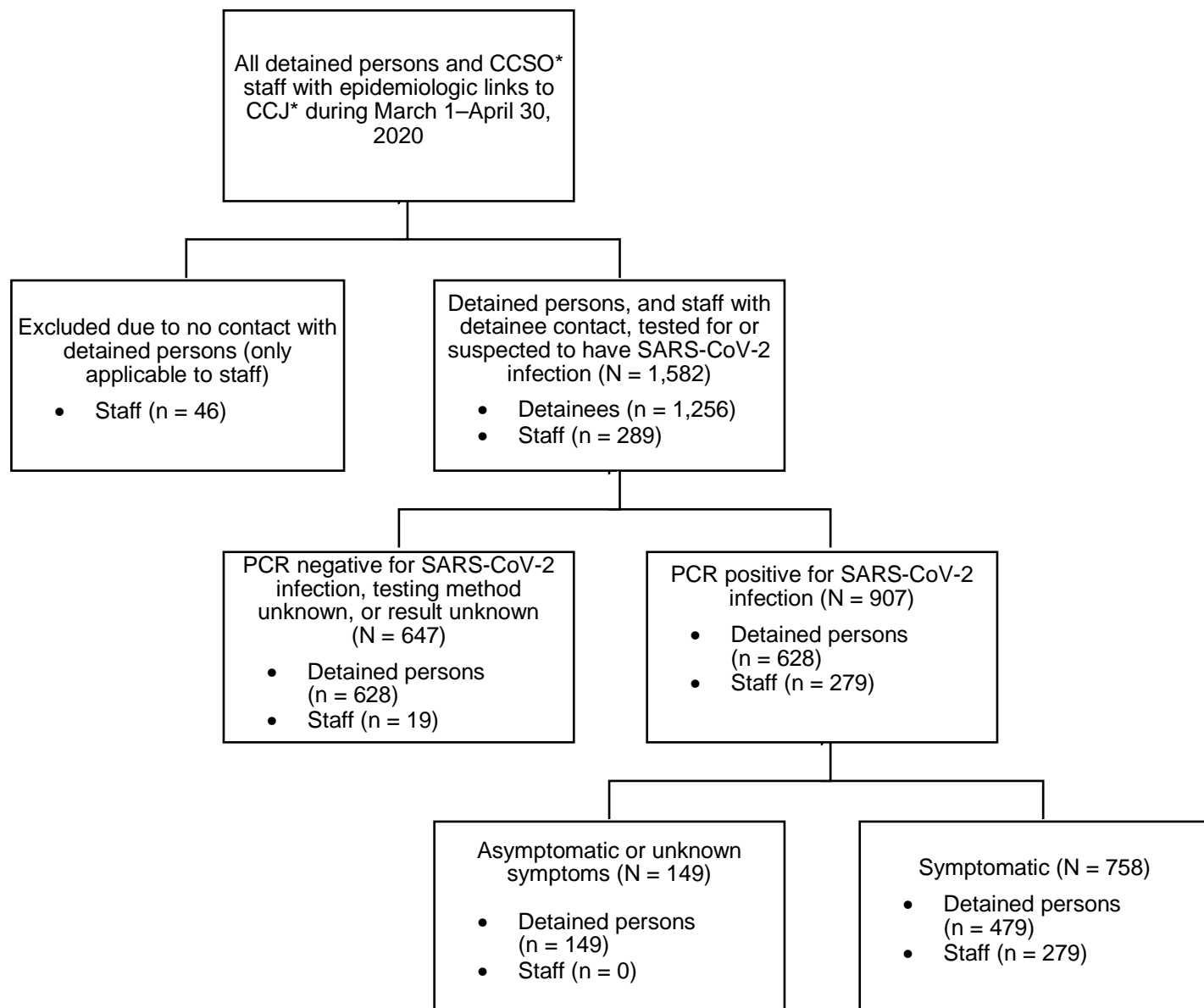
242 We would like to acknowledge the contributions of Cook County Sheriff Thomas J. Dart, Dr. Andrew
243 Defuniak, Dr. Stamatia Richardson, Michael Miller, Brad Curry, Tarry Williams, and Linda Follenweider for
244 their tireless efforts to implement these interventions. We would also like to acknowledge Jaqueline Tate,
245 Kathryn Curran, Reena Doshi, Patrick Moonan, and the CDC field study team for their support. Mary Ann
246 K. Hall, Sharon Saydah, and Louise K. Francoise Watkins contributed meaningfully to the review of this
247 manuscript.

REFERENCES

- 248 1. Kinner SA, Young JT, Snow K, et al. Prisons and custodial settings are part of a
249 comprehensive response to COVID-19. *The Lancet Public Health* 2020;5(4):e188–9.
- 250 2. McMichael TM, Currie DW, Clark S, et al. Epidemiology of Covid-19 in a Long-Term Care
251 Facility in King County, Washington. *N Engl J Med* 2020;382(21):2005–11.
- 252 3. Kakimoto K, Kamiya H, Yamagishi T, Matsui T, Suzuki M, Wakita T. Initial Investigation of
253 Transmission of COVID-19 Among Crew Members During Quarantine of a Cruise Ship —
254 Yokohama, Japan, February 2020. *MMWR Morb Mortal Wkly Rep* 2020;69(11):312–3.
- 255 4. Wallace M, Hagan L, Curran KG, et al. COVID-19 in Correctional and Detention Facilities —
256 United States, February–April 2020. *MMWR Morb Mortal Wkly Rep* 2020;69(19):587–90.
- 257 5. Centers for Disease Control and Prevention. Interim Guidance on Management of
258 Coronavirus Disease 2019 (COVID-19) in Correctional and Detention Facilities. 2020.
259 ([https://www.cdc.gov/coronavirus/2019-ncov/community/correction-detention/guidance-](https://www.cdc.gov/coronavirus/2019-ncov/community/correction-detention/guidance-correctional-detention.html)
260 [correctional-detention.html](https://www.cdc.gov/coronavirus/2019-ncov/community/correction-detention/guidance-correctional-detention.html)).
- 261 6. Okano JT, Blower S. Preventing major outbreaks of COVID-19 in jails. *The Lancet*
262 2020;395(10236):1542–3.
- 263 7. Dolan K, Wirtz AL, Moazen B, et al. Global burden of HIV, viral hepatitis, and tuberculosis in
264 prisoners and detainees. *The Lancet* 2016;388(10049):1089–102.
- 265 8. Maruschak LM, Sabol WJ, Potter RH, Reid LC, Cramer EW. Pandemic Influenza and Jail
266 Facilities and Populations. *Am J Public Health* 2009;99(S2):S339–44.
- 267 9. Finnie TJR, Copley VR, Hall IM, Leach S. An analysis of influenza outbreaks in institutions
268 and enclosed societies. *Epidemiol Infect* 2014;142(1):107–13.
- 269 10. Montoya-Barthelemy AG, Lee CD, Cundiff DR, Smith EB. COVID-19 and the Correctional
270 Environment: The American Prison as a Focal Point for Public Health. *American Journal of*
271 *Preventive Medicine* 2020;58(6):888–91.
- 272 11. Awofeso N, Fennell M, Waliuzzaman Z, et al. Influenza outbreak in a correctional facility.
273 *Aust N Z J Public Health* 2001;25(5):443–6.
- 274 12. Stanley, L.L. Influenza at San Quentin Prison, California. *Public Health Reports* 1919;
275 34:996-1008.
- 276 13. Chao W-C, Liu P-Y, Wu C-L. Control of an H1N1 outbreak in a correctional facility in central
277 Taiwan. *Journal of Microbiology, Immunology and Infection* 2017;50(2):175–82.
- 278 14. Akiyama MJ, Spaulding AC, Rich JD. Flattening the Curve for Incarcerated Populations -
279 Covid-19 in Jails and Prisons. *N Engl J Med* 2020;382(22):2075–7.
- 280 15. Baggett TP, Keyes H, Sporn N, Gaeta JM. Prevalence of SARS-CoV-2 Infection in
281 Residents of a Large Homeless Shelter in Boston. *JAMA* 2020;

- 282 16. Arons MM, Hatfield KM, Reddy SC, et al. Presymptomatic SARS-CoV-2 Infections and
283 Transmission in a Skilled Nursing Facility. *N Engl J Med* 2020;382(22):2081–90.

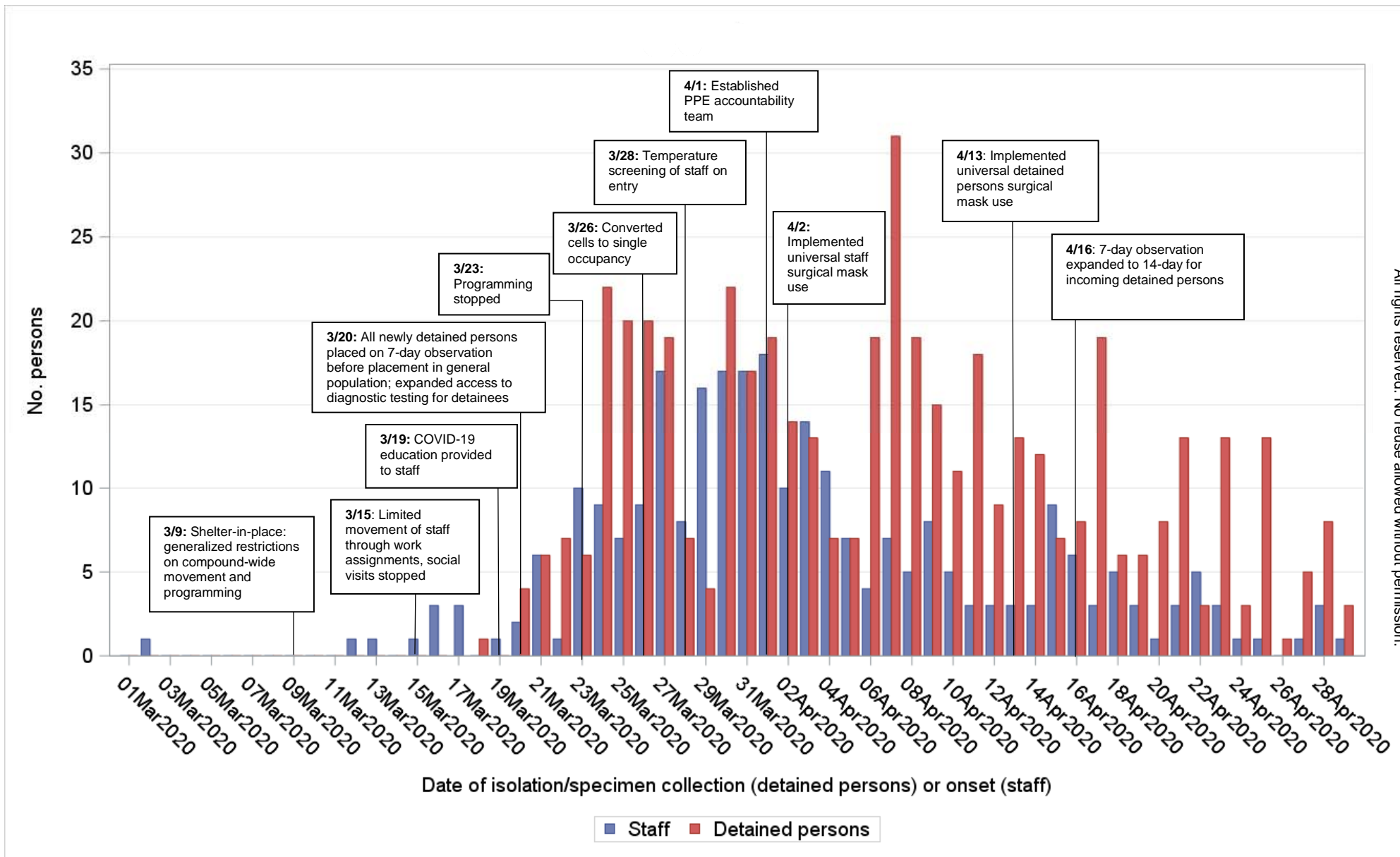
Figure 1. Criteria for inclusion in description of a COVID-19 outbreak in one of the largest jails in the United States—Cook County, IL, March 1–April 30, 2020



Abbreviations: CCSO (Cook County Sheriff's Office); CCJ (Cook County Jail); PCR (polymerase chain reaction assay; SARS-CoV-2 (severe acute respiratory syndrome coronavirus 2).

The average detainee census during the study period was 4,884; the average number of staff on site daily was approximately 1,500. Among 1,256 detained persons and 289 staff with detainee contact epidemiologically linked to CCJ, 479 symptomatic detained persons, 149 asymptomatic detained persons, and 279 symptomatic staff were PCR-positive for SARS-CoV-2 and included in analyses.

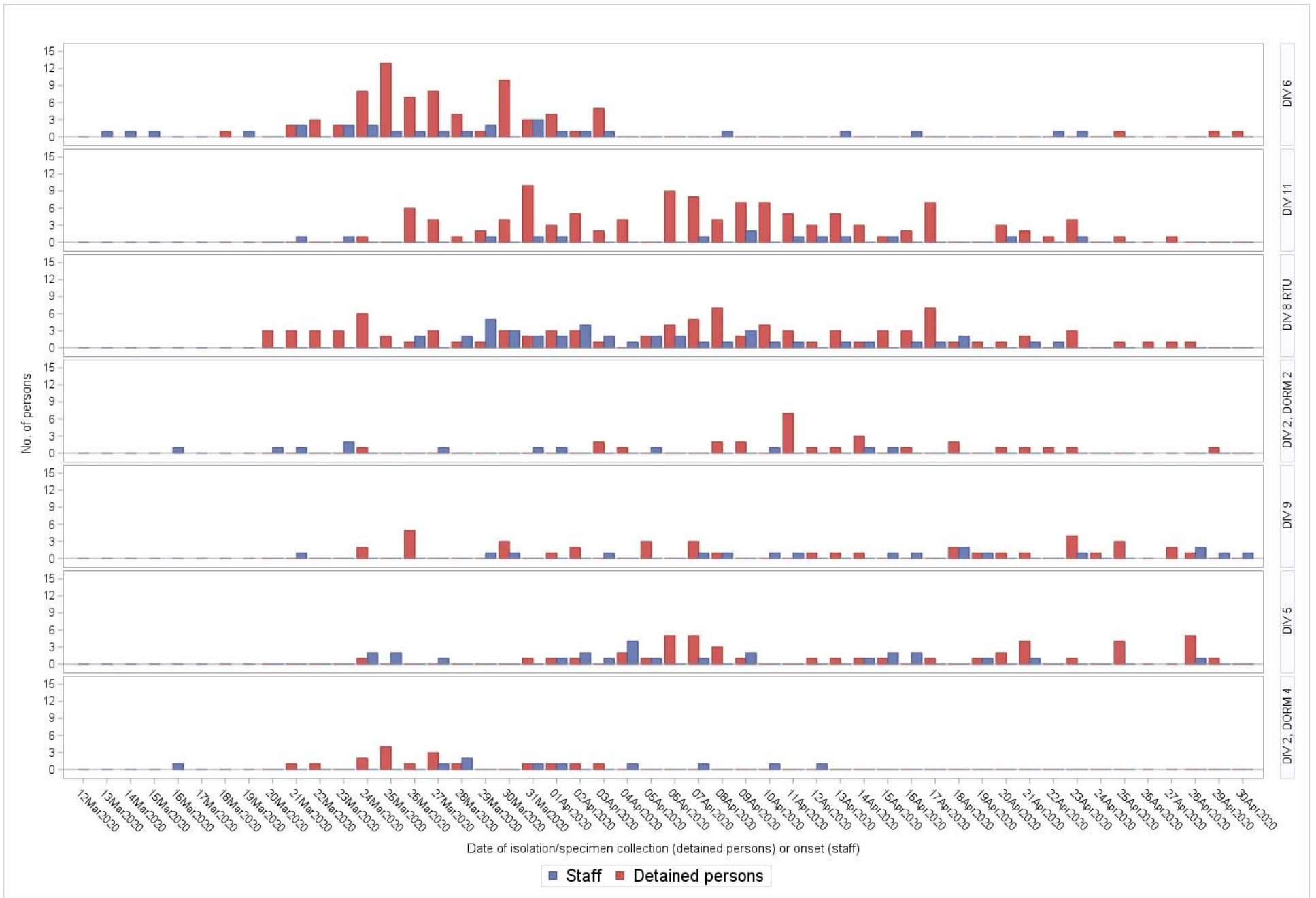
Figure 2: Number of symptomatic cases of COVID-19 by date of symptom onset among detained persons and staff with timeline of interventions in one of the largest jails in the United States—Cook County, IL, March 1–April 30, 2020 (n = 628)



When constructing the epidemiologic curve, the date of medical isolation as a proxy for the date of symptom onset was used for detained persons, and self-reported symptom onset date was used for staff. Screening for influenza-like illness among incoming detained persons began October 1,

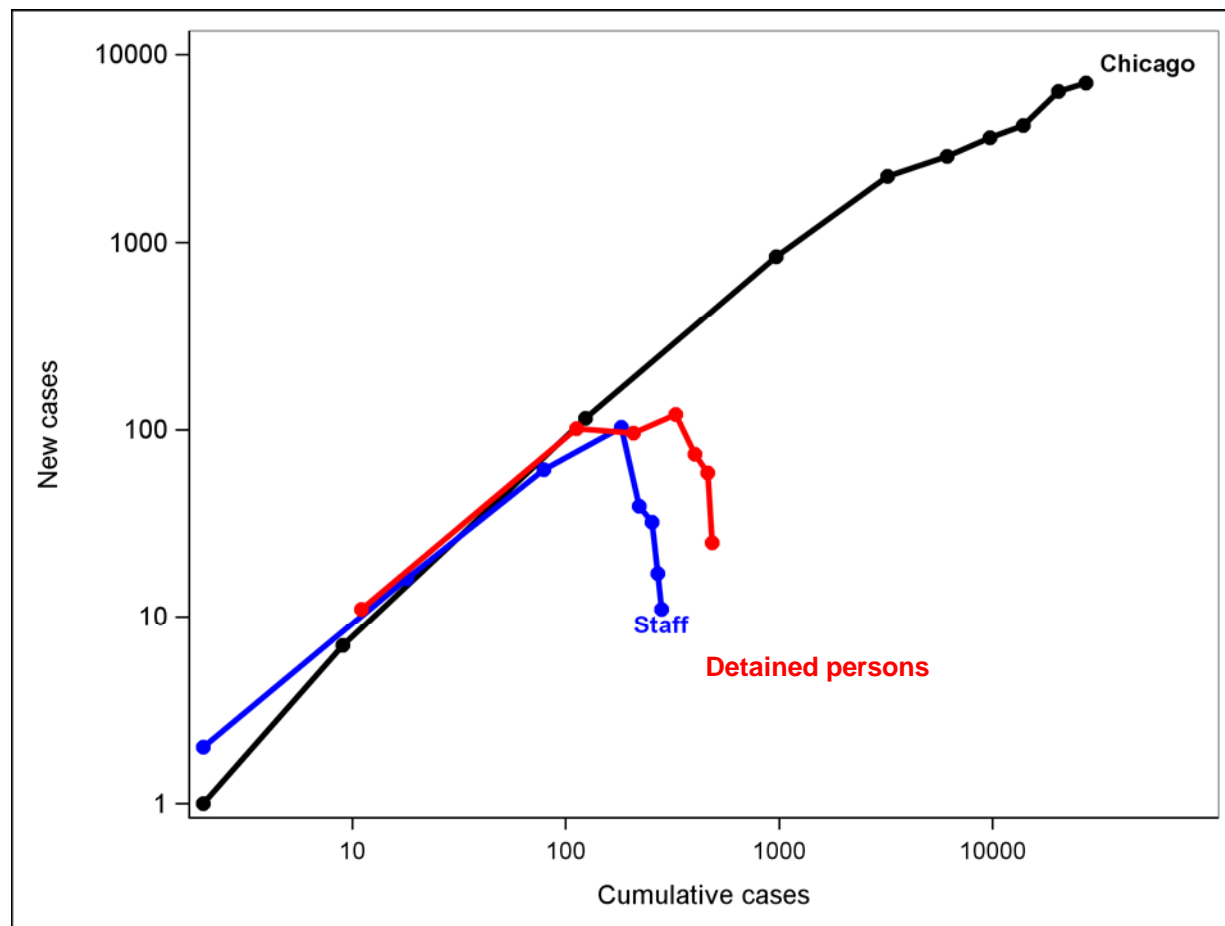
2019 and was expanded on January 21, 2020 to include symptoms of COVID-19 consistent with CDC guidelines. Screening of asymptomatic detained persons (not displayed in epidemic curve) began on March 3, 2020 among high-risk individuals in the Residential Treatment Unit; testing of all incoming detained persons upon intake began on April 20, 2020.

Figure 3: Number of symptomatic cases of COVID-19 by date of symptom onset among detained persons and staff by housing division in one of the largest jails in the United States—Cook County, IL, March 1–April 30, 2020



Epidemic curves for seven buildings representing six housing divisions (Division 6, Division 11, Division 8 [Residential Treatment Unit], Division 2 Dorm 2, Division 9, Division 5, and Division 2 Dorm 4) with COVID-19 cases among symptomatic staff and detainees are shown. Building names are labelled on the righthand side of each respective curve. Buildings are those with high case counts compared to remaining buildings not shown (Divisions 10 and 4, Division 2 Dorms 1 and 3, Cermak, and intake/release).

Figure 4: Ratio of new to cumulative cases among detainees and staff in Cook County Jail compared to Chicago—IL, March 1–April 30, 2020.



Ratios of new cases to cumulative cases were calculated for each week of the study period among detained persons, staff, and residents of Chicago and plotted on a logarithmic scale to show outbreak trajectories. For staff, all symptomatic persons with validated molecular test results from the Illinois National Notifiable Disease Surveillance System (I-NEDSS) were included using date of onset as the referent time point; all asymptomatic and symptomatic detained persons testing PCR-positive were included using date of symptom onset or specimen collection as the referent time point. Data for all persons residing in the state of Illinois meeting the case definition for confirmed SARS-CoV-2 infection were extracted from the I-NEDSS system and included using the date of specimen collection.

Each node represents 1 week of the study period; the highest number of total cases were identified in the jail the week of April 5th and fell thereafter. The initial doubling times for Chicago, staff, and detained persons were 2.22, 2.15, and 2.1 days, respectively, represented by the increasing slope prior to peak for each population.

Table 1. Housing characteristics and COVID cases in one of the largest jails in the United States by housing division—Cook County, IL, March 1–April 30, 2020

Division name	Type of housing	Detained person gender	Maximum capacity	# units	Date of first case and type	Outbreak duration (days)	Cases among staff ^a	Cases among detained persons ^b	Division security and characteristics
Cermak	Dormitory Single cell Double cell	Male Female	136	8	3/17/2020 Staff	36	9	19	Delivery of health services, on-site medical personnel.
Division 2 (Dorm 1)	Dormitory	All male	384	8	3/27/2020 Staff	19	5	0	Minimum security general population dormitory, high turnover.
Division 2 (Dorm 3)	Dormitory	All male	428	9	4/7/2020 Detainee	18	3	9	Minimum security general population dormitory, high turnover; detained persons engage heavily in activities, work assignments, school, and contact with community members.
Division 2 (Dorm 2)	Dormitory	All male	464	10	3/24/2020 Staff	36	12	28	Minimum security general population dormitory, high turnover.
Division 2 (Dorm 4)	Dormitory	All male	684	14	3/16/2020 Staff	27	10	17	Minimum security general population dormitory, high turnover.
Division 4	Single cell	All male	704	16	4/6/2020 Staff	24	3	14	Opened during physical expansion.
Division 10	Single cell Double cell	All male	768	16	4/1/2020 Both	23	2	15	Maximum security unit for persons with medical and mental health needs; heavy engagement in activities and educational programs.
Division 8 (Residential Treatment Unit)	Dormitory Single cell Double cell	Male Female	979	29	3/25/2020 Detained person	34	42	220	Multiple security levels; houses detained persons with medical co-morbidities, including those who use CPAP.
Division 5	Single cell Double cell	All female	992	24	3/24/2020 Both	36	25	46	General population; expanded to aid social distancing.
Division 6	Single cell Double cell	Male Female	992	24	3/13/2020 Staff	48	25	81	Multiple security levels; detained persons engage heavily in activities, work assignments, school, and contact with community members through programming activities.
Division 9	Single cell Double cell	All male	1,066	25	3/21/2020 Staff	40	18	39	Maximum security general population; low turnover.
Division 11	Single cell Double cell	All male	1,536	32	3/21/2020 Staff	37	14	115	Multiple security levels; detained persons engage heavily in activities and programs.
Intake/release	No housing	Male Female	N/A	N/A	3/12/2020 Staff	47	33	20	N/A

medRxiv preprint doi: <https://doi.org/10.1101/2020.07.12.20148494>; this version posted July 14, 2020. The copyright holder for this preprint (which was not certified by peer review) is the author/funder, who has granted medRxiv a license to display the preprint in perpetuity. All rights reserved. No reuse allowed without permission.

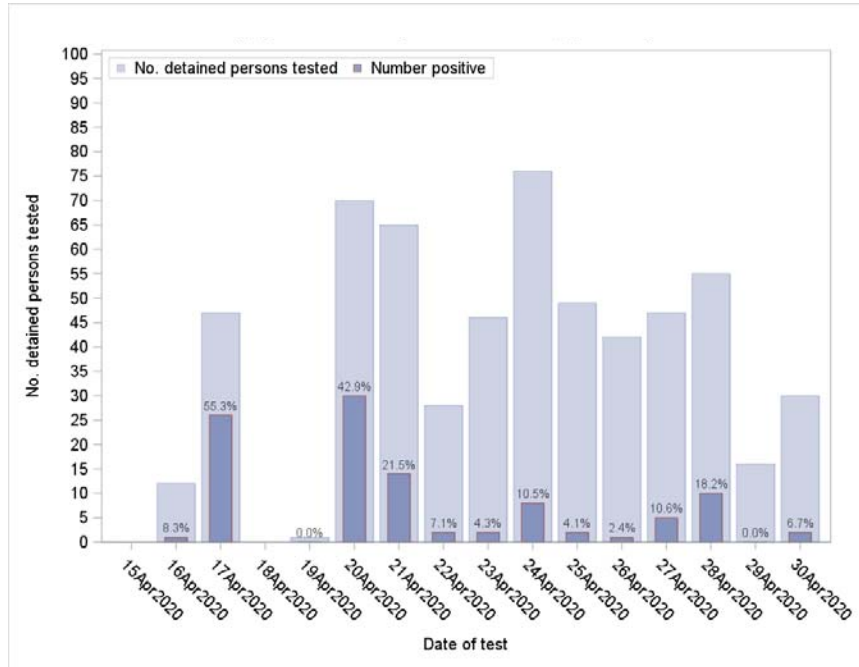
Characteristics for all buildings housing detained persons during the study period, plus the site of intake and release, are displayed in the table in order of ascending capacity.

^a 202 staff with work assignments in detained person intake, release, and housing divisions are included in the table; the remaining 77 staff have functional assignments with detained person transportation and movement (31), central kitchen (13), external operations (9), emergency response team (6), laundry (6), offsite (6), mental health treatment center (3), division 16 (1), electronic monitoring (1), or sanitation (1).

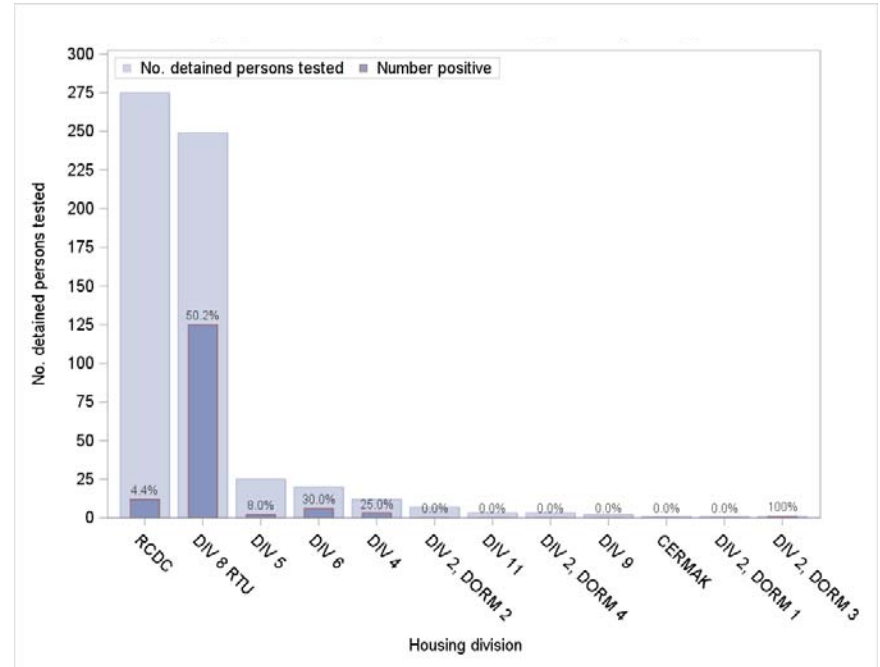
^b All cases among detained persons (asymptomatic and symptomatic) are included and correspond to the housing division in which they were located at the time of symptom onset or specimen collection.

Supplemental Figure 1. (a) Number of asymptomatic detained persons tested and percent positive by date of test*, and **(b)** number of asymptomatic detained persons tested and percent positive by housing division, in one of the largest jails in the United States—Cook County, IL, March 1–April 30, 2020.

A.



B.



Light blue bars represent total number of asymptomatic detained persons tested for SARS-CoV-2 infection (a) on a given day or (b) while housed in a given building during the study period. Dark blue bars represent the total number positive, with data labels included to provide percent testing positive.

*Data displayed in Figure 1A do not include asymptomatic detained persons housed in the Residential Treatment Unit (RTU) tested on March 25, 2020 (42 tested, 41 [97.6%] positive). Testing of asymptomatic detained persons began in earnest on April 16, 2020 and was expanded as capacity increased. RCDC denotes site of intake/release of detained persons.