

# 1 Manual ability in hand surgery patients: 2 validation of the ABILHAND scale in four 3 diagnostic groups

4  
5 Ghady EL KHOURY MD<sup>1,2</sup>, Olivier BARBIER MD<sup>1</sup>, Xavier LIBOUTON MD,PhD<sup>1</sup>, Jean-Louis  
6 THONNARD PhD<sup>2</sup>, Philippe LEFEVRE PhD<sup>2</sup>, Massimo PENTA PhD<sup>2,3</sup>

7  
8 <sup>1</sup>Service d'orthopédie et traumatologie, Cliniques universitaires Saint-Luc, Avenue Hippocrate  
9 10, 1200 Bruxelles, Belgique

10 <sup>2</sup>Institute of Neuroscience, Université catholique de Louvain, Avenue Mounier 53, 1200  
11 Bruxelles, Belgique

12 <sup>3</sup>Arsalis SPRL, Glabais, Belgium

13  
14  
15 **Funding:** This work was supported by a grant from the FRIA (Fonds pour la formation à la  
16 recherche dans l'industrie et l'agriculture) and the Louvain Bionics (Incentive Grant 2018). The  
17 funding source had no role in study design, in the collection, analysis and interpretation of data;  
18 in the writing of the report; and in the decision to submit the article for publication.

19 **Conflicts of interest:** The authors declare that they have no potential conflicts of interest with  
20 respect to the research, authorship, and/or publication of this article.

21 **Corresponding author:** Ghady El Khoury, Service d'orthopédie et traumatologie, Cliniques  
22 universitaires Saint-Luc, Avenue Hippocrate 10, 1200 Bruxelles, Belgique

23 Email: [ghady.elkhoury@uclouvain.be](mailto:ghady.elkhoury@uclouvain.be)

## 24 Abstract

25 **Background:** Patients treated in hand surgery (HS) belong to different demographic groups and  
26 have varying impairments related to different pathologies. HS outcomes are measured to assess  
27 treatment results, complication risks and intervention reliability. Quantitative analysis of  
28 functional recovery requires a unidimensional, linear scale.

29 **Objective:** To adapt the ABILHAND questionnaire through Rasch analysis for specific use in HS  
30 patients and to examine its validity.

31 **Methods:** A preliminary 90-item questionnaire was presented to 216 patients representing the  
32 diagnoses most frequently encountered in HS, including distal radius fracture (n=74), basal thumb  
33 arthritis (n=66), carpal tunnel syndrome (n=53), and heavy wrist surgery (n=23). Patients were  
34 assessed during the early recovery and in the late follow-up period (0-3 months, 3–6 months and  
35 >6 months), leading to a total of 305 assessments. They rated their perceived difficulty with  
36 queried activities as impossible, difficult, or easy. Responses were analyzed using the RUMM2030  
37 software. Items were refined based on item-patient targeting, fit statistics, differential item  
38 functioning, local independence and item redundancy. Patients also completed the QuickDASH,  
39 12-item Short Form Survey (SF-12) and a numerical pain scale.

40 **Results:** The rating scale Rasch model was used to select 23 mostly bimanual items on a 3-level  
41 scale, which constitute a unidimensional, linear measure of manual ability with good reliability  
42 across all included diagnostic groups (Person-Separation Index = 0.90). The resulting scale was  
43 found to be invariant across demographic and clinical subgroups and over time. ABILHAND-HS  
44 patient measures correlated significantly ( $p < 0.001$ ) with the QuickDASH ( $r = -0.77$ ), SF-12 Physical

45 Component Summary ( $r=0.56$ ), SF-12 Mental Component Summary ( $r=0.31$ ), and pain scale ( $r=-$   
46 0.49).

47 **Conclusion:** ABILHAND-HS is a robust person-centered measure of manual ability in HS patients.

48

49 **KEYWORDS:** outcome assessment, hand, activities of daily living, surgery, patient reported  
50 outcome measures, Rasch analysis.

51 **List of abbreviations**

52 BTA: Basal Thumb Arthritis

53 CTQ: Carpal Tunnel Questionnaire

54 CTS: Carpal Tunnel Syndrome

55 DASH: Disability of Arm, Shoulder and Hand questionnaire

56 DIF: Differential Item Functioning

57 DRF: Distal Radius Fracture

58 HS: hand surgery

59 HWS: Heavy Wrist Surgery

60 MAM: Manual Ability Measure

61 MCS: Mental Component Summary

62 PCS: Physical Component Summary

63 PRWE: Patient Rated Wrist Evaluation

64 PSI: Person Separation Index

65 SF-12: 12-item Short Form Survey

## 66 Introduction

67 In hand surgery (HS), as in other medical specialties, outcome evaluations are needed to assess  
68 the effectiveness and reliability of the intervention, as well as to reinforce patient education  
69 regarding the risks and outcomes of the procedure and, potentially, to justify therapeutic  
70 practices to payers.<sup>1</sup> Physician-documented reports of HS outcomes based on clinical examination  
71 and imaging should be complemented with patient reported outcomes assessed by  
72 questionnaires designed to capture patients' perspectives with respect to the impact of their  
73 conditions and interventions on their daily lives.<sup>2-4</sup>

74 Current views of health and disability have been shaped by the World Health Organization's  
75 International Classification of Functioning, Disability, and Health<sup>5</sup>, which parses disease  
76 consequences into three domains: impairment of anatomical structures (e.g. bones, muscles,  
77 ligaments) or body functions (e.g. motor skills, sensitivity), activity limitations (e.g. manual  
78 activities), and participation restrictions (e.g. in hobbies and work). Although impairment  
79 measurements such as imaging can provide clues regarding functional prognosis, it does not  
80 provide good information about performance in everyday life, especially of the hands, which are  
81 important for a great variety of activities.<sup>6-8</sup> For example, demonstration of a bone fracture union  
82 is insufficient to determine whether a patient is capable of resuming their usual activities or  
83 returning to work.<sup>9-12</sup>

84 The patient-reported questionnaires that have been most commonly used in HS<sup>13</sup> are the  
85 Disability of the Arm, Shoulder and Hand questionnaire<sup>14</sup> (DASH), the Patient Rated Wrist  
86 Evaluation<sup>15</sup> (PRWE), and the Carpal Tunnel Questionnaire<sup>16</sup> (CTQ). Each of these questionnaires  
87 has been reported to have good psychometric properties, but each has a particular focus on its

88 own area(s) of disablement. The DASH assesses body functions, activities, and participation<sup>17</sup> and  
89 can be divided into 3 subscales based on dimensionality<sup>18</sup>. Meanwhile, the PRWE is specific to the  
90 wrist joint and the CTQ is specific to carpal tunnel syndrome (CTS). Interpretation of total scores  
91 on multi-dimensional instruments can be less than straightforward given that patients can show  
92 simultaneous improvement in one domain with deterioration in another.<sup>19,20</sup> Assessment of  
93 functional recovery on a unidimensional<sup>21</sup> and linear<sup>20</sup> scale would allow for quantitative  
94 comparisons of ability among different patients and treatments. Such a scale can be developed  
95 with state-of-the-art psychometric methods, such as the Rasch model.<sup>22,23</sup>

96 The ABILHAND questionnaire is a Rasch-model built measure of manual ability<sup>24</sup> that provides an  
97 invariant linear scale and allows for quantitative comparisons of manual ability between patients  
98 and over time. The scale has been validated in populations with rheumatoid arthritis,<sup>25</sup> chronic  
99 stroke,<sup>8</sup> pediatric cerebral palsy,<sup>26</sup> systemic sclerosis<sup>27</sup> and neuromuscular diseases.<sup>28</sup> These  
100 previous validations have shown that the difficulty of most manual activities was diagnosis-  
101 dependent.<sup>29</sup> Therefore, the objective of this work was to adapt the ABILHAND scale to the most  
102 frequent diagnoses treated in HS.

## 103 **Methods**

### 104 **Questionnaire adaptation to HS patients**

105 The ABILHAND is a measure of manual ability that assesses one's ability to manage daily activities  
106 requiring upper limb use, regardless of strategy<sup>24</sup>. To develop a HS-adapted ABILHAND, a  
107 preliminary item list was compiled from previous versions of the ABILHAND questionnaire, the  
108 DASH, PRWE, CTQ, and Michigan Hand Questionnaire items<sup>30</sup> together with some new items. This

109 pool of items was submitted to nine HS experts (hand surgeons, physical medicine and  
110 rehabilitation physicians, physical therapists, and occupational therapists), who were asked to  
111 assess each item's relevance and propose additional ones. A final list of 90 items constituted the  
112 experimental ABILHAND-HS questionnaire.

## 113 Patients

114 A convenience sample of 216 patients was recruited from the HS consultation center at Cliniques  
115 Universitaires Saint-Luc, Belgium representing the following four diagnostic categories: CTS, distal  
116 radius fracture (DRF), basal thumb arthritis (BTA), and heavy wrist surgery (HWS, including 1<sup>st</sup> row  
117 carpectomy and partial or total wrist arthrodesis). The inclusion criteria for patients were being  
118 >18 years old and being able to read and understand French. The exclusion criteria included any  
119 comorbidity that may impede manual ability substantially (e.g. tremor, paralysis, or active  
120 rheumatologic disease) and any mental or cognitive dysfunction. The patient characteristics are  
121 summarized in Table 1. Patients provided written informed consent to participate. This study was  
122 approved by the ethical committee of Cliniques Universitaires Saint-Luc-Université catholique de  
123 Louvain.

## 124 Procedures

125 The French-language experimental ABILHAND-HS items were presented in five random orders to  
126 avoid a systematic item sequence bias. Patients were asked to indicate their perceived difficulty  
127 associated with completing the activities without technical or human assistance, independent of  
128 the hand used to perform the activity on a three-level scale: impossible (0), difficult (1), or easy  
129 (2).<sup>8</sup> Activities not attempted during the last week were treated as missing responses. Patients

130 also completed the QuickDASH<sup>31</sup>, 12-item Short Form Survey (SF-12) questionnaire<sup>32</sup> and a 10-  
131 level numerical pain scale, for external validation purposes.

132 Patients were first assessed as soon as they presented to their hand surgery consultation  
133 appointments and had experienced manual activities in their own environment: after hand  
134 surgery and cast removal for DRF, BTA and HWS and at the first consultation for non-operated  
135 CTS and BTA. For the first assessment, patients were interviewed by the principal investigator in  
136 order to ensure clarity, obtain feedback from participants, and make sure instructions are  
137 properly followed. Patients were also asked to suggest additional items they felt the  
138 questionnaire was missing. Follow-up assessments were completed in our consulting office or  
139 returned by mail, leading to a total of 305 completed assessments.

#### 140 [Rasch analysis](#)

141 The 90-item experimental ABILHAND-HS questionnaire responses were analyzed using the Rasch  
142 model in RUMM2030 software (RUMM Laboratory Pty Ltd., Perth, Australia). The Rasch model<sup>23</sup>,  
143 a prescriptive model, requires that specified response probabilities depend on only item difficulty  
144 and patient ability. Polytomous datasets with thresholds between successive response categories  
145 can be analyzed with either a rating scale model that constrains all threshold locations to be equal  
146 across items<sup>33</sup> or a partial credit model that allows threshold locations to vary across items.<sup>34</sup>  
147 Patient abilities and item difficulties are located along a common linear, unidimensional  
148 continuum that defines the latent variable of interest (i.e. manual ability). The locations are  
149 expressed in logits, calculated as the logarithm of the pass/fail probability ratio of an item or  
150 threshold. The logit locations were converted into centiles to facilitate clinical interpretation on



151 a linear scale ranging from 0% (least ability) to 100% (greatest ability).<sup>35</sup> Expected responses,  
152 determined based on the patient and item locations, were compared to the responses actually  
153 reported to compute residual and fit statistics, which were then used to assess the scale's  
154 unidimensionality.<sup>36</sup> A good fit of the data with the model affirms invariant locations along the  
155 continuum and indicates that the measure can be used to compare manual ability across patients  
156 and diagnoses.

### 157 **Item selection**

158 From the experimental version of the questionnaire, the ABILHAND-HS was refined through  
159 successive analyses of 305 assessments with the goal of selecting items that define a  
160 unidimensional and clinically relevant scale of manual ability. P values < 0.05 were considered  
161 significant for each of the following analysis steps:

162 1) *Item-patient targeting*. Based on examination of patient distributions and item locations,  
163 items that showed a floor effect (too easy) or did not target the patients sample ability were  
164 removed.

165 2) *Rating scale*. Items with disordered thresholds and items with thresholds that were too  
166 narrow (<1.4 logits) or too wide (>5 logits) were removed before applying the rating scale  
167 model.<sup>37</sup>

168 3) *Unidimensionality*. Only items that delineated a common manual ability construct according  
169 to the following four criteria were retained: (1) standardized residuals obtained over three  
170 class intervals had to be within  $\pm 2.5$  with a non-significant  $\chi^2$ ;<sup>36</sup> (2) no observable major  
171 differential item functioning<sup>38</sup> (DIF), uniform or non-uniform, shown by a 2-way analysis of

172 variance of the residuals with Bonferroni correction,<sup>39</sup> according to gender (male vs. female),  
173 age (above vs. below the median age of 63 years), pathology (CTS vs. DRF vs. BTA vs. HWS),  
174 involved hand (dominant vs. non-dominant), level of education (basic vs. superior), and  
175 follow-up (0-3 months vs. 3-6 months vs. >6 months); (3) overall fit of the response set based  
176 on a non-significant item-trait interaction  $\chi^2$ ;<sup>36</sup> and (4) statistically similar patient locations,  
177 according to paired t-tests, calculated with items that loaded either positively or negatively  
178 on the first residuals principal component.<sup>40-42</sup>

179 4) *Local independence*. When items were found to be querying redundant content,<sup>43</sup>  
180 demonstrated by a residual correlation > 0.3, the item with the poorer fit statistic was  
181 deleted.<sup>44</sup>

182 5) *Item redundancy*. To shorten the scale, when two or more items had similar locations on the  
183 continuum, the one with the best fit was retained.

## 184 Scale reliability

185 The Person-Separation Index (PSI), i.e. the proportion of total variance (including error) that is  
186 attributed to patient location variance, was used to determine the ABILHAND-HS scale's reliability  
187 and its degree of precision with the dataset, and thus how many statistically different ability strata  
188 can be distinguished along the scale.<sup>45</sup>

## 189 Construct validity

190 The construct validity of the ABILHAND-HS was examined with Pearson correlational analysis for  
191 association with age, t-tests for associations with gender and involved hand, and an analysis of  
192 variance for diagnosis. The relationships of the ABILHAND-HS with the QuickDASH scale, the  
193 numerical pain scale, the SF-12 Physical Component Summary (PCS), and the SF-12 Mental

194 Component Summary (MCS) were assessed with Spearman correlation coefficients. Patient  
195 perceptions were compared between ABILHAND-HS and QuickDASH items by adding the six  
196 QuickDASH activity items to the anchored data matrix. The locations of similar items were then  
197 compared between the scales.

## 198 Results

### 199 Item selection for the ABILHAND-HS scale

200 Successive analyses led to the selection of 23 items defining a unidimensional manual ability scale  
201 in HS. Of the 90 experimental items, 34 were removed because they were too easy (e.g. 'Drinking  
202 a glass of water'), 3 items had too-narrow thresholds (e.g. 'Using a touch screen'), 4 items were  
203 misfitting (e.g. 'Carrying a shopping bag'), and 26 items had a location redundant with another  
204 better fitting item (e.g. 'Peeling onions' was deleted in favor of 'Peeling potatoes with a knife').

### 205 Metric properties

206 The calibration obtained for the 23 mostly bimanual activities retained for ABILHAND-HS is  
207 reported in Table 2 in descending difficulty order. The standardized residuals obtained matched  
208 the expected standard normal distribution for items [mean (SD), -0.30 (0.99)] and for patients  
209 [0.31 (0.97)], indicating that the ABILHAND-HS scale is globally unidimensional. An invariant item  
210 location was obtained for more- and less- able patients as shown by a nonsignificant item-trait  
211 interaction ( $\chi^2 = 57.76$ , 46 df,  $p = 0.11$ ). An invariant patient ability was obtained with items with  
212 different content as shown by a non significant t-test when using items that loaded positively or  
213 negatively on the first principal residual component ( $t = 1.24$ , 304 df,  $p = 0.22$ ).

214 Analysis of DIF of the ABILHAND-HS with six criteria yielded only four instances of uniform DIF  
215 among the 23 items (Table 3). A small magnitude DIF was revealed among diagnoses (Fig. 1) with  
216 no substantial impact on scale invariance, as evidenced by a good overall fit. No DIF was observed  
217 between the first and last assessments, showing satisfactory invariance to support the scale  
218 follow-up stability. Likewise, an intraclass correlation coefficient across the first and last  
219 assessments was 0.94, indicating excellent item-difficulty-hierarchy consistency and providing  
220 confidence for data pooling over different time points.<sup>46</sup> The PSI in this sample was equal to 0.90,  
221 indicating the distinguishability of four strata of manual ability.<sup>45</sup>

## 222 Scale description

223 The ABILHAND-HS structure and targeting of HS patients are illustrated in Figure 2, showing an  
224 average patients' manual ability of 1.17 logits (SD = 1.85 logits; i.e. 58 (15) centiles). The three  
225 response categories were well distinguished in HS patients, with an inter-threshold distance of  
226 2.93 logits (24 centiles), indicating that, regardless of patient ability, rating an item as 'easy' is  
227 about 20 (i.e.  $e^{2.93}=18.7$ ) times more difficult than rating it as 'impossible'. Although the threshold  
228 distribution (range, -4.15 to 5 logits) was well targeted to the range of patient abilities, the  
229 patients' ability levels skewed high, indicating that the scale could measure patients that are more  
230 severely disabled than in this sample.

## 231 Construct validity

232 An effect of gender on ABILHAND-HS manual ability measures was observed, with men [mean  
233 (SD) of 1.88 (2.39) logits] reporting a significantly higher mean manual ability than women [1.32  
234 (1.93) logits; 164 df,  $t = -2.0$ ,  $p = 0.04$ ]. Manual ability was not found to be significantly associated

235 with age ( $R = -0.04$ ;  $p = 0.47$ ), the hand involved ( $t = 0.96$ ; 303 df;  $p = 0.37$ ), or the patient's  
236 diagnosis ( $F = 1.92$ ; 3 df;  $p = 0.12$ ). Although variance across diagnosis groups was not significant,  
237 we did observe a broad spectrum of manual ability. Patients with CTS reported the highest manual  
238 ability [1.9 (2.0) logits], followed by patients with BTA [1.5 (2.3) logits], DRF [1.4 (2.1) logits], and  
239 HWS [0.9 (1.8) logits].

240 The relationships between ABILHAND-HS measures and scores obtained with other instruments  
241 are shown in Figure 3. Briefly, ABILHAND-HS correlated strongly with QuickDASH scores,  
242 moderately with SF-12 PCS scores and pain scale scores, and weakly with SF-12 MCS scores. We  
243 observed substantial similarity with respect to manual ability scale locations between the  
244 ABLHAND-HS and QuickDASH activity items (Fig. 4).

## 245 Discussion

246 Here, we report the adaptation and validation of an ABILHAND-HS questionnaire for use with HS  
247 patients. Impairments present in our study cohort included weakness (e.g. following DRF), loss of  
248 sensation (e.g. in CTS), and stiffness (e.g. in BTA), with some patients presenting with a  
249 combination of these impairments. The ABILHAND-HS was constructed to measure manual ability  
250 on a common, linear, and unidimensional scale wherein the 23 activities retained delineate an  
251 invariant item difficulty hierarchy independent of patient diagnosis. All ABILHAND-HS activities  
252 with the exception of one involve both hands and, consistent with our clinical experience, the  
253 most difficult ones require high levels of force. Of the experimental 90 items, those that could be  
254 interpreted in different ways, for instance using the injured or uninjured hand, were misfitting  
255 and thus omitted (e.g. 'carrying a shopping bag'). The sample size<sup>47</sup> and fit statistics for the 23

256 retained items support the item hierarchy invariance across the latent trait.<sup>48</sup> A few instances of  
257 minor DIF were retained to maintain the scale's construct validity.<sup>49</sup> The resulting scale is well  
258 targeted to the studied HS population, despite a small persistent ceiling effect, most likely due to  
259 missing responses for the most difficult activities. This observation of apparent ceiling effect  
260 involves 7.9% (24/305) of the records, which is well below the maximum recommended  
261 allowance of 15%.<sup>50</sup>

262 Although reliability indices should be compared with caution across potentially different study  
263 conditions, it is noteworthy that the PSI obtained for the ABILHAND-HS (0.90) was higher than  
264 prior values obtained for the activities subscales of the PRWE<sup>51</sup> (0.78 and 0.81 for the usual and  
265 specific activities subscales, respectively, in DRF patients), for the Patient-Rated Wrist and Hand  
266 Evaluation<sup>52</sup> (0.83 in HS patients), for the QuickDASH scale<sup>53</sup> (0.84 in patients with various upper  
267 limb dysfunctions) and for the Manual Ability Measure<sup>54</sup> (MAM-16; 0.83 for HS patients), while  
268 being equal to that for the DASH manual functioning subscale.<sup>18</sup> PSI values reflect sensitivity to  
269 clinical evolution over time, with greater values indicating a greater number of distinguishable  
270 ability strata. We obtained person separation among patients using three response levels  
271 (impossible, difficult, and easy), consistent with previous studies showing patients unable to  
272 discriminate more than three levels of difficulty (ABILHAND,<sup>8</sup> DASH activity items<sup>18</sup> and  
273 QuickDASH activity items<sup>53</sup>).

274 Accurate communication of scale administration instructions is critical for targeting patient  
275 manual ability as defined by the ABILHAND-HS. Generally, patients focus on their ability to  
276 perform the queried activities with their injured hand; likewise, the PRWE explores use of the  
277 affected hand explicitly.<sup>15</sup> The ABILHAND-HS, like the QuickDASH, is oriented towards real daily

278 life behaviors and is intended to be independent of the limb(s) or strategy used and unbiased by  
279 activities that are never performed with the affected hand or avoided during recovery.<sup>8</sup> Our  
280 findings of stable item calibrations and lack of DIF across the assessments indicate that the  
281 ABILHAND-HS can be used confidently to assess the patient recovery at different time points  
282 during follow-up. Moreover, the stability of items hierarchy between the first and last evaluation  
283 indicate that the results were not influenced by the method of administration (interview with the  
284 investigator versus self-reported).

285 ABILHAND-HS construct validation results fit well with our clinical observations. The patients with  
286 the highest manual ability scores on the ABILHAND-HS also had the highest SF-12 PCS and SF-12  
287 MCS scores as well as the lowest QuickDASH and numerical pain scale scores. Correlations of  
288 ABILHAND-HS with other instruments, including the QuickDASH, SF-12 and a pain scale are also  
289 consistent with prior findings suggesting that generic instruments are less sensitive than specific  
290 ones.<sup>55</sup> The present ABILHAND-HS manual ability scores were not related significantly to age,  
291 consistent with other versions of the ABILHAND.<sup>8,25,28</sup> Our findings of a small, but significant  
292 gender effect, with men tending to report a higher manual ability than women (mean difference,  
293 0.56 logits), varied across HS diagnoses but, generally, were consistent with previous reports in  
294 patients with DRFs and wrist arthrodesis.<sup>56-58</sup> The construct validity of the ABILHAND-HS was  
295 further supported by our confirmation of a similar item difficulty hierarchy for QuickDASH items  
296 in our patients sample. Notably, those ABILHAND-HS activities that require a great amount of  
297 force (e.g. 'Opening a screw-topped jar') have been reported to likewise be among the most  
298 difficult items in the DASH and QuickDASH<sup>18,53</sup> and in the MAM-16<sup>54</sup>.

299 The ABILHAND-HS, developed using Rasch methodology, has several advantages over  
300 questionnaires developed using classical test theory. Firstly, the ABILHAND-HS can tolerate  
301 missing responses, which enables it to remain valid even in patients who scarcely perform some  
302 of the queried activities. Secondly, the ability to analyze response patterns can identify those  
303 patients whose responses do not fit the model due to random or careless answers, a particular  
304 injury or comorbidities. Finally, the high precision of the ABILHAND-HS items minimizes the need  
305 for interpretation, thereby allowing more reliable comparisons between patients (e.g.  
306 recreational activities involving force or impact are broken down into the items ‘doing push-ups’,  
307 ‘practicing a racket sport’).

## 308 Conclusion

309 ABILHAND-HS was demonstrated to be a successful adaptation for application in HS patients. The  
310 resulting scale was shown to be a valid, patient-oriented, clinically meaningful and precise  
311 instrument. It targets commonly performed manual activities and allows stable and linear  
312 measurement of manual ability over multiple time points in patients treated for DRF, BTA, CTS,  
313 or HWS. The scale reveals unexpected responses that may provide clues regarding the patient’s  
314 clinical state, as summarized at [www.rehab-scales.org](http://www.rehab-scales.org). Future research should include more  
315 patients with HWS, as well as other diagnoses such as tendinopathies and ligamentous injuries,  
316 and an assessment of scale responsiveness.



## 317 References

- 318 1. Dubert T. Outcome measurements in hand and upper limb surgery. *Chirurgie de la Main*.  
319 2014;33:235–46.
- 320 2. Berkanovic E, Hurwicz M-L, Lachenbruch PA. Concordant and discrepant views of patients' physical  
321 functioning. *Arthritis & Rheumatism*. 1995;8:94–101.
- 322 3. Hewlett SA. Patients and Clinicians Have Different Perspectives on Outcomes in Arthritis. *J*  
323 *Rheumatol*. 2003;30:877–9.
- 324 4. Ziebland S, Fitzpatrick R, Jenkinson C. Tacit models of disability underlying health status  
325 instruments. *Social science & medicine*. 1993;37:69–75.
- 326 5. World Health Organization, editor. International classification of functioning, disability and health:  
327 ICF. Geneva: World Health Organization; 2001.
- 328 6. Barbier O, Penta M, Thonnard J-L. Outcome evaluation of the hand and wrist according to the  
329 International Classification of Functioning, Disability, and Health. *Hand Clinics*. 2003;19:371–8.
- 330 7. Bobos P, Lalone EA, Grewal R, MacDermid JC. Do Impairments Predict Hand Dexterity After Distal  
331 Radius Fractures? A 6-Month Prospective Cohort Study. *HAND*. 2018;13:441–7.
- 332 8. Penta M, Tesio L, Arnould C, Zancan A, Thonnard J-L. The ABILHAND Questionnaire as a Measure of  
333 Manual Ability in Chronic Stroke Patients: Rasch-Based Validation and Relationship to Upper Limb  
334 Impairment. *Stroke*. 2001;32:1627–34.
- 335 9. Giladi AM, Chung KC. Measuring Outcomes in Hand Surgery. *Clinics in Plastic Surgery*. 2013;40:313–  
336 22.
- 337 10. Jaremko JL, Lambert RGW, Rowe BH, Johnson JA, Majumdar SR. Do radiographic indices of distal  
338 radius fracture reduction predict outcomes in older adults receiving conservative treatment?  
339 *Clinical Radiology*. 2007;62:65–72.
- 340 11. Synn AJ, Makhni EC, Makhni MC, Rozental TD, Day CS. Distal Radius Fractures in Older Patients: Is  
341 Anatomic Reduction Necessary? *Clin Orthop Relat Res*. 2009;467:1612–20.
- 342 12. Young BT, Rayan GM. Outcome following nonoperative treatment of displaced distal radius  
343 fractures in low-demand patients older than 60 years. *The Journal of Hand Surgery*. 2000;25:19–28.
- 344 13. Changulani M, Okonkwo U, Keswani T, Kalairajah Y. Outcome evaluation measures for wrist and  
345 hand – which one to choose? *International Orthopaedics*. 2008;32:1–6.
- 346 14. Hudak PL, Amadio PC, Bombardier C. Development of an upper extremity outcome measure: the  
347 DASH (disabilities of the arm, shoulder and hand) [corrected]. The Upper Extremity Collaborative  
348 Group (UECG). *Am. J. Ind. Med*. 1996;29:602–8.
- 349 15. MacDermid JC, Turgeon T, Richards RS, Beadle M, Roth JH. Patient rating of wrist pain and  
350 disability: a reliable and valid measurement tool. *J Orthop Trauma*. 1998;12:577–86.

- 351 16. Levine DW, Simmons BP, Koris MJ, Daltroy LH, Hohl GG, Fossel AH, et al. A self-administered  
352 questionnaire for the assessment of severity of symptoms and functional status in carpal tunnel  
353 syndrome. *JBJS*. 1993;75:1585–1592.
- 354 17. Coenen M, Kus S, Rudolf K-D, Müller G, Berno S, Dereskewitz C, et al. Do patient-reported outcome  
355 measures capture functioning aspects and environmental factors important to individuals with  
356 injuries or disorders of the hand? *Journal of Hand Therapy*. 2013;26:332–42.
- 357 18. Franchignoni F, Giordano A, Sartorio F, Vercelli S, Pascariello B, Ferriero G. Suggestions for  
358 Refinement of the Disabilities of the Arm, Shoulder and Hand Outcome Measure (DASH): A Factor  
359 Analysis and Rasch Validation Study. *Archives of Physical Medicine and Rehabilitation*.  
360 2010;91:1370–7.
- 361 19. Merbitz C, Morris J, Grip JC. Ordinal scales and foundations of misinference. *Archives of physical  
362 medicine and rehabilitation*. 1989;70:308–312.
- 363 20. Wright BD, Linacre JM. Observations are always ordinal; measurements, however, must be interval.  
364 *Arch Phys Med Rehabil*. 1989;70:857–60.
- 365 21. Thurstone L. *The measurement of values*. Chicago: The University of Chicago Press; 1959.
- 366 22. Grimby G, Tennant A, Tesio L. The use of raw scores from ordinal scales: Time to end malpractice?  
367 *Journal of Rehabilitation Medicine*. 2012;44:97–8.
- 368 23. Rasch G. *Probabilistic models for some intelligence and attainment tests*. Chicago, IL: The  
369 University of Chicago Press; 1980.
- 370 24. Penta M, Thonnard J-L, Tesio L. ABILHAND: a Rasch-built measure of manual ability. *Archives of  
371 physical medicine and rehabilitation*. 1998;79:1038–1042.
- 372 25. Durez P, Fraselle V, Houssiau F, Thonnard J, Nielens H, Penta M. Validation of the ABILHAND  
373 questionnaire as a measure of manual ability in patients with rheumatoid arthritis. *Ann Rheum Dis*.  
374 2007;66:1098–105.
- 375 26. Arnould C, Penta M, Renders A, Thonnard J-L. ABILHAND-Kids: a measure of manual ability in  
376 children with cerebral palsy. *Neurology*. 2004;63:1045–52.
- 377 27. Vanthuyne M, Smith V, Arat S, Westhovens R, de Keyser F, Houssiau FA, et al. Validation of a  
378 manual ability questionnaire in patients with systemic sclerosis. *Arthritis & Rheumatism*.  
379 2009;61:695–703.
- 380 28. Vandervelde L, Van den Bergh PYK, Penta M, Thonnard JL. Validation of the ABILHAND  
381 questionnaire to measure manual ability in children and adults with neuromuscular disorders.  
382 *Journal of Neurology, Neurosurgery & Psychiatry*. 2010;81:506–12.
- 383 29. Arnould C, Vandervelde L, Batcho CS, Penta M, Thonnard J-L. Can manual ability be measured with  
384 a generic ABILHAND scale? A cross-sectional study conducted on six diagnostic groups. *BMJ open*.  
385 2012;2:e001807.

- 386 30. Chung KC, Pillsbury MS, Walters MR, Hayward RA. Reliability and validity testing of the Michigan  
387 Hand Outcomes Questionnaire. *The Journal of Hand Surgery*. 1998;23:575–87.
- 388 31. Beaton DE, Wright JG, Katz JN. Development of the QuickDASH: Comparison of Three Item-  
389 Reduction Approaches. *Journal of Bone and Joint Surgery (American)*. 2005;87A:9.
- 390 32. Ware J, Kosinski M, Keller SD. A 12-Item Short-Form Health Survey: construction of scales and  
391 preliminary tests of reliability and validity. *Med Care*. 1996;34:220–33.
- 392 33. Andrich D. A rating formulation for ordered response categories. *Psychometrika*. 1978;43:561–73.
- 393 34. Masters GN. A rasch model for partial credit scoring. *Psychometrika*. 1982;47:149–74.
- 394 35. van Nes SI, Vanhoutte EK, van Doorn PA, Hermans M, Bakkers M, Kuitwaard K, et al. Rasch-built  
395 Overall Disability Scale (R-ODS) for immune-mediated peripheral neuropathies. *Neurology*.  
396 2011;76:337–45.
- 397 36. Andrich D, Sheridan B, Luo G. Polytomous data. In: *Interpreting RUMM2030: part II*. Western  
398 Australia: Perth; 2013.
- 399 37. Linacre JM. Optimizing rating scale category effectiveness. *J Appl Meas*. 2002;3:85–106.
- 400 38. Holland PW, Wainer H. *Differential item functioning*. Hillsdale, NJ, US: Lawrence Erlbaum  
401 Associates, Inc; 1993.
- 402 39. Armstrong RA. When to use the Bonferroni correction. *Ophthalmic Physiol Opt*. 2014;34:502–8.
- 403 40. Linacre JM. Detecting multidimensionality: which residual data-type works best? *J Outcome Meas*.  
404 1998;2:266–83.
- 405 41. Pallant JF, Tennant A. An introduction to the Rasch measurement model: an example using the  
406 Hospital Anxiety and Depression Scale (HADS). *Br J Clin Psychol*. 2007;46:1–18.
- 407 42. Smith EV. Detecting and evaluating the impact of multidimensionality using item fit statistics and  
408 principal component analysis of residuals. *J Appl Meas*. 2002;3:205–31.
- 409 43. Wright BD. Local dependency, correlations and principal components. *Rasch Meas Trans*  
410 1996;10:509–11.
- 411 44. Ramp M, Khan F, Misajon RA, Pallant JF. Rasch analysis of the Multiple Sclerosis Impact Scale (MSIS-  
412 29). *Health Qual Life Outcomes*. 2009;7:58.
- 413 45. Fisher W. Reliability, Separation, Strata Statistics. *Rasch Meas Trans*. 1992;6:238.
- 414 46. Chang W-C, Chan C. Rasch analysis for outcomes measures: some methodological considerations.  
415 *Archives of Physical Medicine and Rehabilitation*. 1995;76:934–9.
- 416 47. Hagell P, Westergren A. Sample Size and Statistical Conclusions from Tests of Fit to the Rasch  
417 Model According to the Rasch Unidimensional Measurement Model (Rumm) Program in Health  
418 Outcome Measurement. *J Appl Meas*. 2016;17:416–31.

- 419 48. Tennant A, Conaghan PG. The Rasch measurement model in rheumatology: What is it and why use  
420 it? When should it be applied, and what should one look for in a Rasch paper? *Arthritis &*  
421 *Rheumatism*. 2007;57:1358–62.
- 422 49. Hagquist C, Andrich D. Recent advances in analysis of differential item functioning in health  
423 research using the Rasch model. *Health and Quality of Life Outcomes*. 2017;15:181.
- 424 50. McHorney CA, Tarlov AR. Individual-patient monitoring in clinical practice: are available health  
425 status surveys adequate? *Quality of Life Research*. 1995;4:293–307.
- 426 51. Esakki S, MacDermid JC, Vincent JJ, Packham TL, Walton D, Grewal R. Rasch analysis of the patient-  
427 rated wrist evaluation questionnaire. *Arch. Physiother*. 2018;8:5.
- 428 52. Packham T, MacDermid JC. Measurement properties of the Patient-Rated Wrist and Hand  
429 Evaluation: Rasch analysis of responses from a traumatic hand injury population. *Journal of Hand*  
430 *Therapy*. 2013;26:216–24.
- 431 53. Franchignoni F, Ferriero G, Giordano A, Sartorio F, Vercelli S, Brigatti E. Psychometric properties of  
432 QuickDASH – A classical test theory and Rasch analysis study. *Manual Therapy*. 2011;16:177–82.
- 433 54. Chen CC, Granger CV, Peimer CA, Moy OJ, Wald S. Manual Ability Measure (MAM-16): a  
434 preliminary report on a new patient-centred and task-oriented outcome measure of hand function.  
435 *Journal of Hand Surgery*. 2005;30:207–216.
- 436 55. Aktekin LA, Eser F, Başkan BM, Sivas F, Malhan S, Öksüz E, et al. Disability of Arm Shoulder and  
437 Hand Questionnaire in rheumatoid arthritis patients: relationship with disease activity, HAQ, SF-36.  
438 *Rheumatol Int*. 2011;31:823–6.
- 439 56. Amorosa LF, Vitale MA, Brown S, Kaufmann RA. A Functional Outcomes Survey of Elderly Patients  
440 who Sustained Distal Radius Fractures. *Hand (New York, N.Y.)*. 2011;6:260–7.
- 441 57. Cowie J, Anakwe R, McQueen M. Factors Associated with One-Year Outcome after Distal Radial  
442 Fracture Treatment. *Journal of Orthopaedic Surgery*. 2015;23:5.
- 443 58. Owen DH, Agius PA, Nair A, Perriman DM, Smith PN, Roberts CJ. Factors predictive of patient  
444 outcome following total wrist arthrodesis. *The Bone & Joint Journal*. 2016;98-B:647–53.

## 445 Figure legends

446 **Figure 1.** Differential item functioning (DIF) plots comparing the item difficulty hierarchy  
447 between subgroups. In each plot, the lines represent the 95% confidence interval of an ideal  
448 invariance between subgroups; the items are represented by the dots or by their letter if they  
449 display significant DIF. Item difficulty hierarchy comparison between first and last assessments.  
450 The most difficult items (dots) are plotted in the top right part of each plot. When comparing  
451 the item difficulty hierarchy between each diagnostic group relative to the whole sample, most  
452 of the ABILHAND-HS items lie within 95% confidence interval of the ideal invariance, indicating  
453 an invariant difficulty across diagnostic groups. When comparing the item difficulty hierarchy  
454 between the first and last assessment, all items fall within the 95% confidence interval of an  
455 ideal invariance, affirming invariance of item difficulties between the assessments.

456 **Figure 2.** Structure of the ABILHAND-HS scale. Top: distribution of manual ability measures for  
457 the whole sample expressed in logits (log of the pass/fail probability ratio) and centiles (fraction  
458 of the measurement range). Twenty-four patients (7.9%) were able to perform all 23 activities  
459 easily, and were thus identified as extreme patients. None of the participants reported that they  
460 could not perform any of the 23 activities. Middle: most probable patient response to each item  
461 based the patient manual ability and on the difficulty of the item's response category. The  
462 average item difficulty was set to 0 logits and the items are ordered from most (top) to least  
463 (bottom) difficult. The distance between thresholds (middle bar) is constant for all items (2.93  
464 logits or 24 centiles). A patient with a manual ability measure of 0 logits would be expected to  
465 perform the first 3 activities easily, to have some difficulty with the following 17 activities, and  
466 to be unable to perform the 3 most difficult activities. A patient with a measure of 2.1 logits

467 should be able to perform all activities easily or with some difficulty. Bottom: conversion of  
468 ordinal raw scores into a linear continuum of manual ability for complete response sets. The raw  
469 scores ranged from 0 to 46 (sum of scores of 0–2 for 23 items). This curve is linear in its central  
470 (30<sup>th</sup>~70<sup>th</sup> percentile) range, with sigmoid flattening outside the central range, highlighting a  
471 non-linear relationship, especially at the extremities of the score range.

472 **Figure 3.** Correlations of ABILHAND-HS scores with QuickDASH, PCS, MCS, and numerical pain  
473 scale scores. Spearman correlation coefficients are indicated in the top right of each graph. All  
474 correlations were statistically significant ( $p < 0.001$ ).

475 **Figure 4.** Comparison of difficulty levels (vertical axis) between similar items of the ABILHAND-  
476 HS (left) and QuickDASH (right) scales. QuickDASH item responses were added to the anchored  
477 data matrix of ABILHAND-HS responses to equate both measures.

478 **Tables**

479 **Table 1.** Sample characteristics (n = 216).

<b>Characteristic</b>	<b>N (%)<sup>a</sup></b>
<b><i>Gender</i></b>	
Women	145 (67%)
Men	71 (33%)
<b>Mean age (range), years</b>	<b>60.3 (19–93)</b>
<b><i>Education level</i></b>	
Basic	109 (51%)
Postsecondary	107 (49%)
<b><i>Work status</i></b>	
Student	2 (1%)
Unemployed	22 (10%)
(Self-)Employed	83 (38%)
Retired	109 (51%)
<b><i>Hand dominance</i></b>	
Right	194 (90%)
Left	15 (7%)
Ambidextrous	7 (3%)
<b><i>Involved dominant hand</i></b>	
Yes	136 (63%)
No	80 (37%)
<b><i>Diagnostic group</i></b>	
Distal radius fracture (DRF)	74 (34%)
Basal thumb arthritis (BTA)	66 (31%)
Carpal tunnel syndrome (CTS)	53 (24%)
Heavy wrist surgery (HWS)	23 (11%)
<b><i>Follow-up assessments (n = 305)</i></b>	
0–3 months	132 (43%)
3–6 months	58 (19%)
>6 months	115 (38%)

<sup>a</sup>Except where otherwise indicated

480

481 **Table 2.** Calibration of the 23 items of the ABILHAND-HS.

Item	Bi- manual	Difficulty logits (centiles)	SE logits	Residual z	Fit $\chi^2$	P
a. Doing push-ups	x	3.54 (78)	0.21	0.61	0.46	0.79
b. Playing a racket sport	x	2.30 (68)	0.25	0.04	1.66	0.44
c. Cutting a hedge	x	2.00 (65)	0.18	0.05	3.83	0.15
d. Opening a screw-topped jar	x	1.30 (59)	0.12	0.48	6.19	0.05
e. Applauding vigorously	x	1.11 (58)	0.16	2.09	2.00	0.37
f. Lifting a full pan	x	0.96 (57)	0.12	-0.53	5.69	0.06
g. Wringing a towel	x	0.86 (56)	0.12	-2.00	0.14	0.93
h. Opening a can with a can opener	x	0.76 (55)	0.12	-1.83	0.49	0.78
i. Hammering a nail	x	0.45 (52)	0.16	-0.70	5.31	0.07
j. Shaking bed sheets	x	0.13 (50)	0.17	-1.95	3.49	0.17
k. Using a screwdriver	x	-0.05 (48)	0.14	-0.14	0.54	0.77
l. Peeling potatoes with a knife	x	-0.16 (47)	0.13	-0.75	5.75	0.06
m. Ironing	x	-0.38 (45)	0.15	-0.44	3.12	0.21
n. Taking the cap off a bottle	x	-0.52 (44)	0.13	-0.32	2.75	0.25
o. Cutting one's nails	x	-0.55 (44)	0.13	-0.05	0.33	0.85
p. Shuffling and dealing cards	x	-0.77 (42)	0.16	-1.21	6.18	0.05
q. Wiping windows		-0.77 (42)	0.15	0.01	1.29	0.52
r. Tying shoelaces	x	-0.96 (41)	0.14	-0.61	2.02	0.36
s. Tearing open a pack of chips	x	-1.16 (39)	0.15	1.70	1.31	0.52
t. Fastening the zipper of a jacket	x	-1.45 (37)	0.14	0.32	1.58	0.45
u. Turning a car steering wheel	x	-1.69 (35)	0.18	-0.26	0.78	0.68
v. Putting on gloves	x	-2.24 (30)	0.19	-0.80	1.99	0.37
w. Spreading butter on a slice of bread	x	-2.68 (26)	0.18	-0.60	0.86	0.65

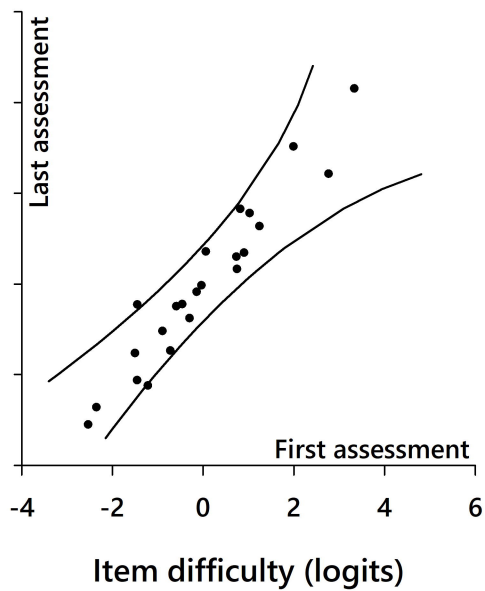
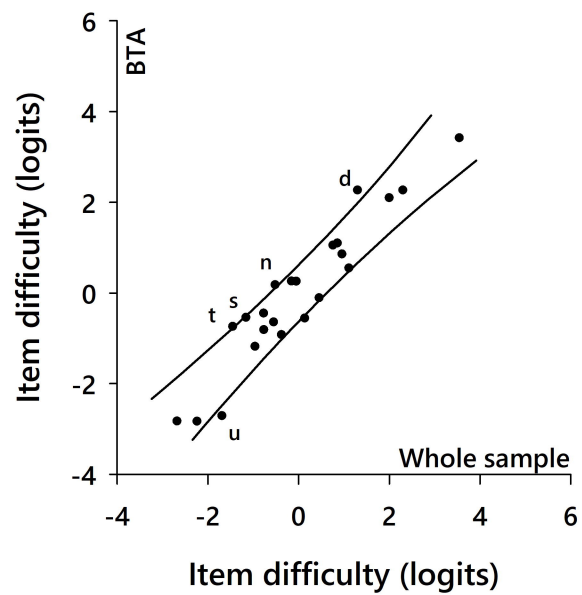
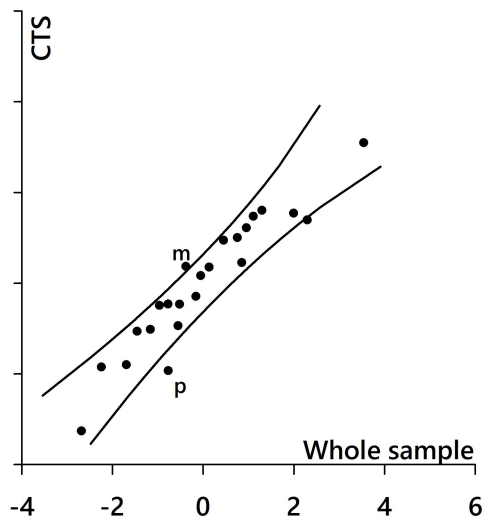
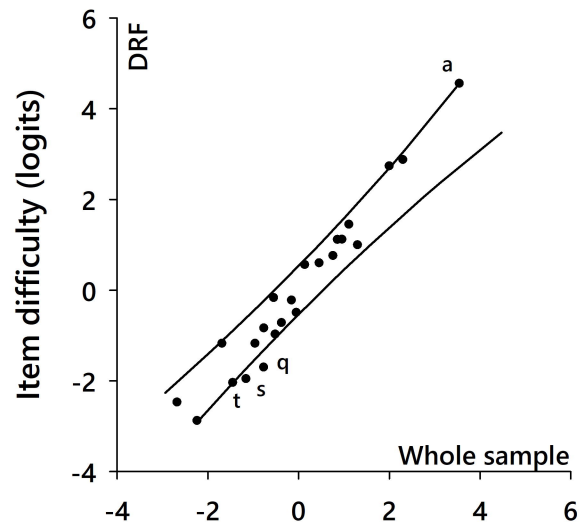
482

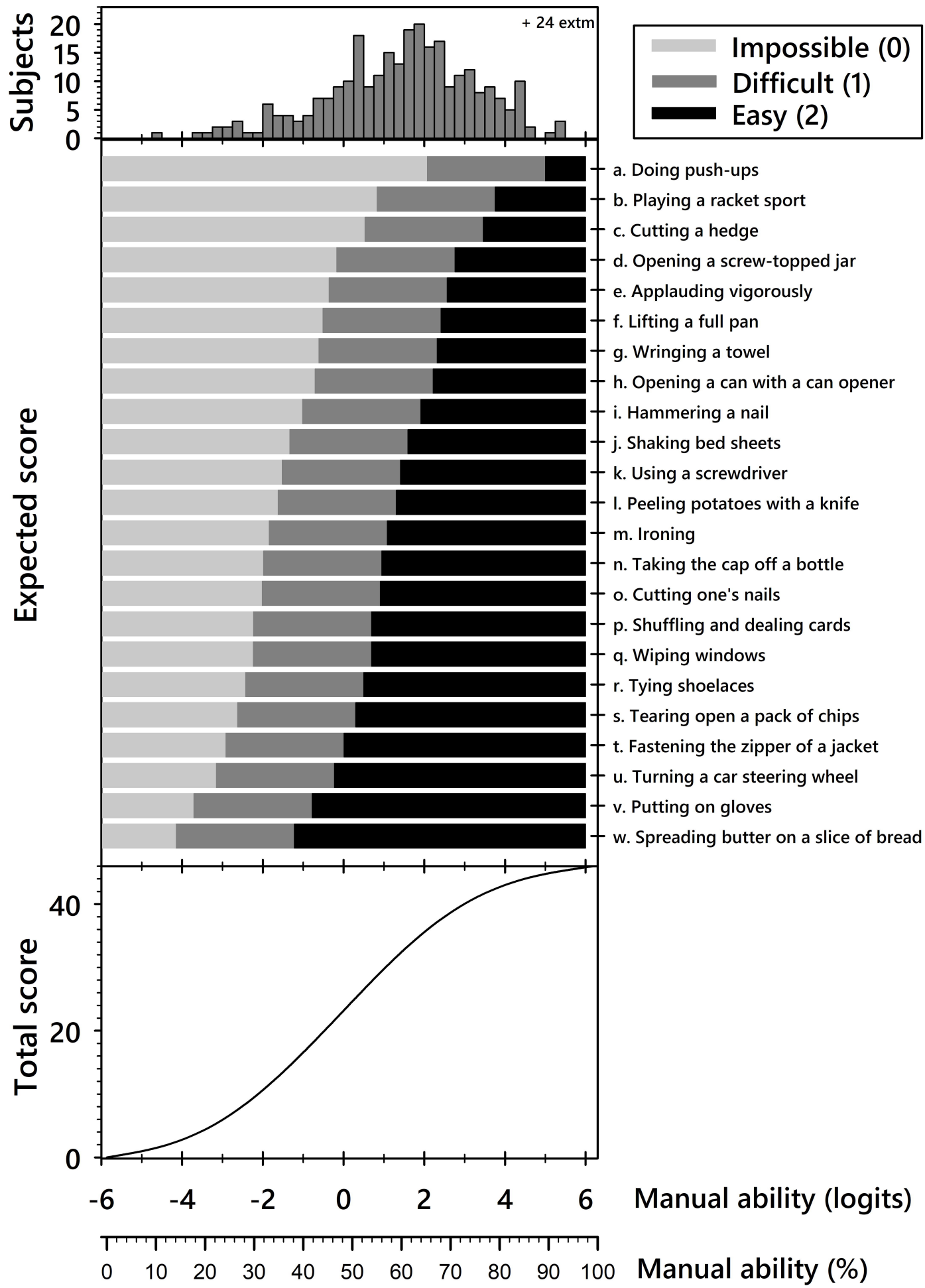


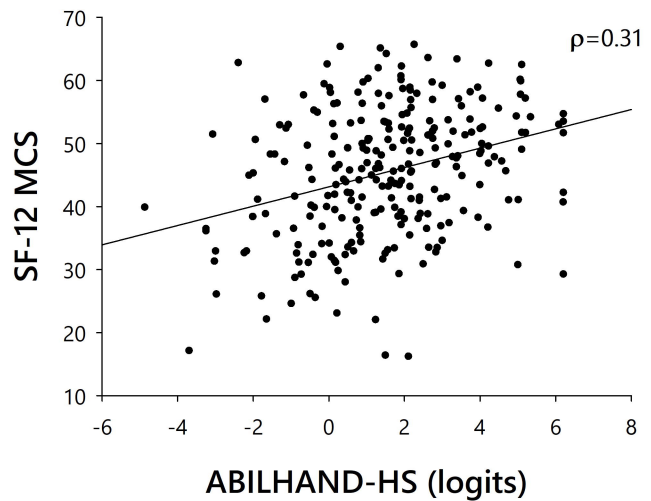
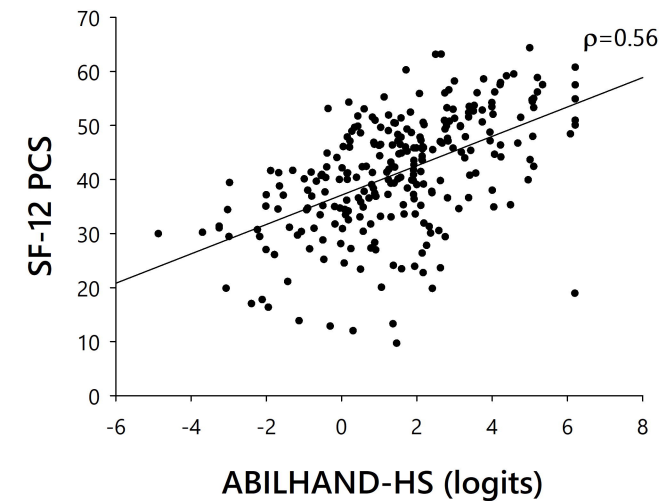
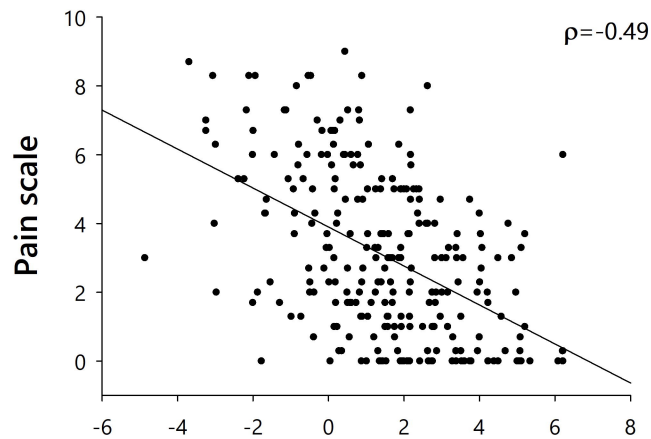
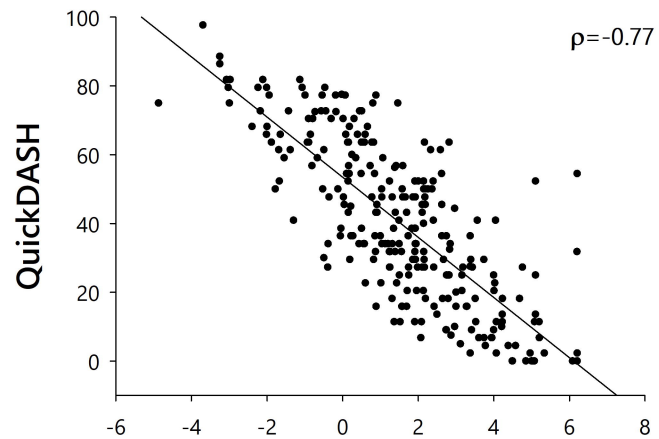
483 **Table 3.** Differential item functioning (DIF) summary.

<b>Label</b>	<b>Person factor</b>	<b>Magnitude (logits)</b>	<b>Type</b>	<b>Difficulty</b>
Taking the cap off a bottle	Gender	1.36	Uniform	Women > Men
Opening a screw-topped jar	Gender	0.93	Uniform	Women > Men
Opening a screw-topped jar	Diagnosis	0.61	Uniform	BTA > CTS > DRF Non-dominant >
Using a screwdriver	Involved hand	1.26	Uniform	Dominant hand involved

484

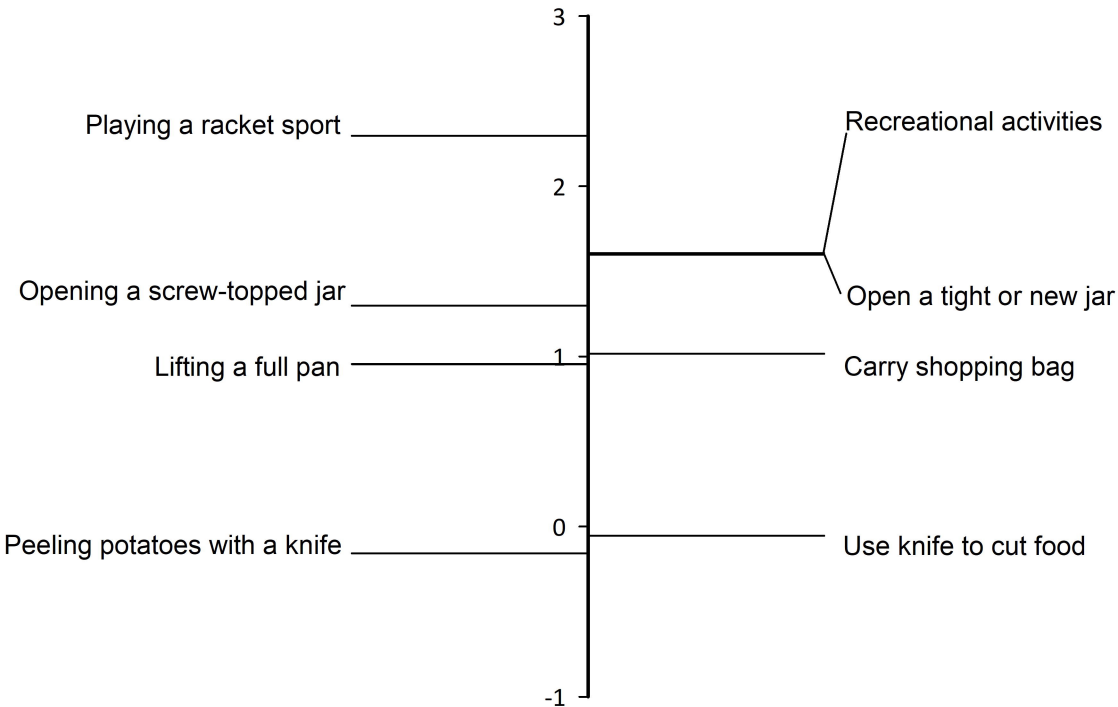






# ABILHAND-HS

# QuickDASH



Item difficulty (logits)