

1 **Insufficient social distancing may be related to a future COVID-19 outbreak in Ijuí-Brazil:**
2 **Predictions of further social interventions.**

3 Thiago Gomes Heck^{1,2,3*}, Matias Nunes Frizzo^{1,2,3}, Carlos Henrique Ramires François³, Mirna Stela
4 Ludwig^{1,2,3}, Marília Arndt Mesenburg⁴, Giovano Pereira Buratti², Lígia Beatriz Bento Franz^{2,5}, Evelise
5 Moraes Berlezi^{2,3,5}

6
7 ¹Research Group in Physiology, Department of Life Sciences, Regional University of Northwestern Rio
8 Grande do Sul State (UNIJUI), Ijuí, RS, Brazil.

9 ²Postgraduate Program in Integral Attention to Health (PPGAIS-UNIJUI/UNICRUZ), Ijuí, RS, Brazil.

10 ³Medicine Course, Department of Life Sciences, Regional University of Northwestern Rio Grande do Sul
11 State (UNIJUI), Ijuí, RS, Brazil.

12 ⁴Federal University of Pelotas (UFPEL) and Federal University of Health Sciences of Porto Alegre
13 (UFCSPA).

14 ⁵Research Group in Human Aging, Department of Life Sciences, Regional University of Northwestern Rio
15 Grande do Sul State (UNIJUI), Ijuí, RS, Brazil.

16

17 ***Corresponding author**

18 **Thiago Gomes Heck**, thiago.heck@unijui.edu.br

19 Research Group in Physiology, Department of Life Sciences

20 Regional University of Northwestern Rio Grande do Sul State (UNIJUI)

21 Rua do Comércio, 3000, Bairro Universitário, Ijuí, RS 98700-000, Brazil

22

23

24 **Abstract**

25 The coronavirus disease that initiates in 2019 (COVID-19) has proven to be highly contagious since it
26 became pandemic quickly and nowadays presents higher transmission rates worldwide, including small
27 Brazilian cities, as Ijuí. Located in the northwestern of the State of Rio Grande do Sul (RS) with 83,475
28 inhabitants, Ijuí was selected to receive a population-based survey divided into four steps separated by 15
29 days each that involved 1,750 subjects. Subjects were tested for the presence of antibodies against
30 coronavirus (SARS CoV-2) and answered questions about social distance adherence, daily routine,
31 comorbidities, and sociodemographic characteristics. In parallel, the local government registered the
32 official COVID-19 cases in Ijuí. In this study, we demonstrated the levels of social distancing adherence
33 and the beginning of COVID-19 community transmission in Ijuí and showed some predictions for cases,
34 hospitalization, and deaths. We concluded that the insufficient social distancing registered in the
35 population-based study might be related to the rapid increase of COVID-19 cases in Ijuí. Our study predicts
36 a closer outbreak of community infection of COVID-19, which could be avoided or attenuated if the levels
37 of the social distancing in the population increase in the next weeks.

38

NOTE: This preprint reports new research that has not been certified by peer review and should not be used to guide clinical practice.

39 **Keywords:** COVID19; social distancing; coronavirus;

40 **Introduction**

41 At the end of 2019, some cases of pneumonia of ‘unknown cause’ were noticed by the Wuhan
42 Municipal Health Commission (China) [1]. Collected bronchoalveolar-lavage samples were consistent with
43 an RNA virus of the Coronaviridae family [2]. Thereafter, WHO named the novel infectious pneumonia as
44 ‘coronavirus disease 2019’ or COVID-19 [3]. COVID-19 has proven to be highly contagious since it
45 reached ~300 cases in China in January 2020 [4]. Thus, it became an epidemic case, with more than 44,000
46 infected and more than 1,000 deaths in China, with 441 cases outside of China [5].

47 The first case of COVID-19 in Brazil was reported on February 27 in the city of São Paulo, and
48 by May 29, there are over 440,000 reported cases and 26,000 deaths. Based on published events, eight of
49 the 27 Federation Units present cumulative mortality rates above 10 per 100,000 inhabitants: four in the
50 North, two in the Northeast, and two in the Southeast Region (Rio de Janeiro and São Paulo) [6]. In the Rio
51 Grande do Sul state (RS), the southernmost State in Brazil (population 11.3 million), the first case of
52 COVID-19 was diagnosed on February 29, 2020. Also, by April 30, 1,466 confirmed 66 cases (129 per
53 1,000,000 inhabitants), and 50 deaths had been reported [6].

54 In RS has been conducted a population-based survey in nine sentinel cities (EPICOVID-RS),
55 starting on April 11-13 [7]. One of these cities was Ijuí, in the Northwestern region of RS, with 83,475
56 inhabitants. In this study, 1,750 subjects were submitted to test the antibodies against SARS CoV-2 in
57 population-based samples, divided into four steps separated by 15 days each. It was also applied to some
58 questions in a survey related to the social distancing behavior of the subjects [7]. In parallel, the local
59 government registered the official COVID-19 cases in Ijuí (for details, please see the official government
60 website) [8].

61 Since there are no pharmaceutical treatments available, interventions have focused on quarantine
62 and social distancing the goal of these strategies is to slow the spread of infection and reduce the intensity
63 of the epidemic (“flatten the curve”) [9]. The Wuhan outbreak [10] indicates that critical care capacities
64 can be exceeded many times if distancing measures are not implemented quickly or strongly enough. An
65 effective social distancing strategy may reduce the risk of an overwhelming health system [9]. Thus,
66 considering the local data of the social distancing behavior, in this study, we show that low levels of social
67 distancing did not avoid the beginning of an outbreak of COVID-19 community infection in Ijuí.

68

69 **Materials and Methods**

70 **Subject and ethics**

71 Ijuí is a Brazilian city located in the northwestern of the RS (Latitude 28°23'16 to the south and a
72 longitude 53°54'53" west). With 83,475 inhabitants [11], it is the most populous city in the Northwest of
73 the State. It is considered a city of students (University) and a center of hospital resources, the largest and
74 most important population center in the region for approximately 100 thousand people. Official data about
75 COVID-19 cases is daily updated on the government website and plotted as cumulative cases line graph by
76 date [8] [12]. Since the State of Rio Grande do Sul is divided by the National Institute of Geography and
77 Statistics in eight intermediary regions [7], and the fact that the main city in each region was selected for
78 the study EPICOVID19-RS [7], Ijuí was one of the selected cities for this study. Ethical approval was
79 obtained from the Brazilian National Ethics Committee (process number 30415520.2.0000.5313), with
80 written informed consent from all participants.

81 **Population-based survey protocol**

82 Multistage sampling was used to select census tracts with probability proportionate to size in the
83 city, and ten households at random in each tract based on census listings updated in 2019. All household
84 members were listed at the beginning of the visit, and one individual was randomly selected through an app
85 used for data collection. The survey waves took place on April 11-13 and 25-27, and May 9-11 and 23-25
86 (We used the Sunday date of each sample collection in the data description). If there were any refusals at
87 the household level, volunteers were instructed to select the next household on the list until the ten families
88 visited. In the 2nd wave, field workers went to the house visited in the first wave, and then selected the tenth
89 household to its right. The same procedure was performed in the ^{third and fourth} waves. In case of refusal, the
90 next home to the right side was selected. In the case of acceptance at the household level, but the index
91 individual refused to provide a sample, a second member was selected. If this person also refused, the field
92 workers moved on to the next household on the list. (for more details, see reference [7]). Prevalence of
93 antibodies was assessed with a rapid test using finger-prick blood samples - the WONDFO SARS-CoV-2
94 Antibody Test (Wondfo Biotech Co., Guangzhou, China). The sensitivity and specificity of this rapid test
95 were previously validated (please verify the references [7] and [13]).

96 Participants answered short questionnaires, including sociodemographic information (sex, age,
97 diseases, schooling, and skin color), COVID-19-related symptoms, use of health services, compliance with

98 social distancing measures, and use of masks. Field workers used tablets or smartphones to record the full
99 interviews, register all answers, and photograph the test results. All positive or inconclusive tests were read
100 by a second observer, as well as 20% of the negative tests. If the index subject in a household had a positive
101 result, all other family members were invited to be tested. In this study, we described the characteristics of
102 the sample regarding sex, age, education, ethnicity, and comorbidities (mean and upper and lower limit of
103 confidence interval). The focus of our analyses was on declared social distancing behavior and daily
104 behavior characteristics, as well as the association between comorbidities and social distancing behavior
105 using logistic regression and describing as odds ratio and upper and lower limit of the confidence interval.
106 The level of significance was set to $P < 0.05$.

107 Interviewers were tested and found to be negative for the virus and were provided with personal
108 protection equipment that was discarded after visiting each home. Positive cases were reported to the
109 statewide COVID-19 surveillance system. The study protocol was published before the first wave of data
110 collection. Data will become publicly available upon request from the corresponding author 30 days after
111 publication.

112 **Prediction of COVID-19 cases, hospitalizations, and deaths**

113 Estimative of new cases were first performed using real data about COVID-19 from March 22 to
114 May 17 (nine points). Predictions were calculated using equations generated as follows: Exponential,
115 defined as proportional rate growth using the expression $y = Y_0 - (Y_0/K).(1 - e^{-kx})$. Alternatively, Linear,
116 defined as a straight line using the expression $y = mx + c$. After curve fitting, correlations were predicted
117 (extrapolated) by using the online MyCurveFit software (<https://mycurvefit.com/>) [14], and results were
118 plotted using GraphPad 8.0.

119 To estimate the number of exposed subjects, COVID-19 cases, hospitalization rates, and deaths
120 after the 100th case of COVID-19 in Ijuí, we used the method SEIR (Susceptible → Exposed → Infected
121 → Recovered) model proposed by Liu and colleagues [15]. The full description of the equation was
122 provided in the manuscript of WU and Colleagues [16]. We used the following parameters to predictions:
123 Population 83,200; an initial number of cases 97 (real data from June 21); $R_0 = 2.2$ as the basic reproductive
124 number that represents the number of secondary infections that each subject produce, based on the lowest
125 transmission rate documented [17] [18]; incubation of virus time as 5.22 days; time that patient remains
126 transmitting virus infection as 2.3 days; the time between incubation and death of 32 days; Hospitalization

127 days to the recovery of 28.6 days (severe) and 11.1 days (mild); hospitalization rate as 13% and mortality
 128 at 2.3%, based on RS governmental data; time of hospitalization as five days. We used these parameters to
 129 calculate the number exposed subjects, COVID-19 cases, hospitalization rates and deaths after the 100th
 130 case of COVID-19 in Ijuí in three different situations: 1) Maintaining the transmission rate of community
 131 infection by COVID-19; 2) reducing by 50% ($R_0 = 1.1$) the transmission rate of COVID-19 exactly 30 days
 132 after the 100th case and 3) reducing by 50% ($R_0 = 1.1$) the transmission rate of COVID-19 exactly 15 days
 133 after the 100th case. These estimations were calculated using a free website of University of Sao Paulo for
 134 epidemic profile calculation [19].

135

136 Results

137 In each step of the population-based survey, it was inquired and tested to the presence of SarsCov-2
 138 antibodies more than 400 people, totalizing 1750 subjects included in the study. People were inquired
 139 respectively in the first, second, third, and fourth weekend of the survey with a 15 days interval between
 140 the collections date. Characteristics of the subjects are described in Table 1 and comorbidities in Table 2.

141 **Table 1. Sociodemographic characteristics of Ijuí subjects by date of population-based survey.**

	Survey 1 (April 11-13) N = 420 (%)	Survey 2 (April 25-27) N = 426 (%)	Survey 3 (May 9-11) N = 454 (%)	Survey 4 (May 23-25) N = 450 (%)
Sex				
Men	167 (39.8)	165 (38.7)	174 (38.3)	198 (44.0)
Women	253 (60.2)	261 (61.3)	280 (61.7)	252 (56.0)
Age				
20-29	73 (17.4)	53 (12.4)	61 (13.4)	66 (14.7)
30-39	65 (15.5)	66 (15.5)	61 (31.4)	83 (18.4)
40-49	69 (16.4)	67 (15.7)	81 (17.8)	77 (17.1)
50-59	61 (14.5)	88 (20.7)	88 (19.4)	80 (17.8)
60-69	80 (19.1)	75 (17.6)	73 (16.1)	79 (17.6)
70-79	46 (11.0)	60 (14.1)	64 (14.1)	47 (10.4)
80+	26 (6.2)	17 (4.0)	26 (5.7)	18 (4.0)
Educational attainment				
None/primary school	131 (31.2)	7 (1.6)	13 (2.9)	6 (1.3)
Lower secondary school (complete and incomplete)	66 (15.7)	149 (35.0)	152 (33.5)	145 (32.2)
Upper secondary school (complete and incomplete)	144 (34.3)	138 (32.4)	128 (28.2)	118 (26.2)
University (complete and incomplete)	79 (18.8)	132 (31.0)	161 (35.5)	181 (40.2)
Ethnicity				
White	347 (82.8)	322 (75.8)	360 (80.4)	360 (80.4)
Others (indigenous, black, asian)	72 (17.2)	103 (24.2)	88 (19.6)	88 (19.6)

142

143

144 **Table 2. Comorbidities characteristics of Ijuí subjects by date of population-based survey.**

	Survey 1 (April 11-13) N = 420 (%)	Survey 2 (April 25-27) N = 426 (%)	Survey 3 (May 9-11) N = 454 (%)	Survey 4 (May 23-25) N = 450 (%)
Hypertension				
No	275 (65.5)	273 (64.1)	277 (61.0)	303 (67.3)
Yes	145 (34.5)	153 (35.9)	177 (39.0)	147 (32.7)
Diabetes				
No	366 (87.1)	373 (87.6)	394 (86.8)	390 (86.7)
Yes	54 (12.9)	53 (12.4)	60 (13.2)	60 (13.3)
Asthma				
No	376 (89.5)	381 (89.4)	400 (88.1)	401 (89.1)
Yes	44 (10.5)	45 (10.6)	54 (11.9)	49 (10.9)
Cancer				
No	395 (94.0)	408 (95.8)	436 (96.0)	431 (95.8)
Yes	25 (6.0)	18 (4.2)	18 (4.0)	19 (4.2)
Kidney disease				
No	406 (96.7)	420 (98.6)	436 (96.0)	439 (97.6)
Yes	14 (3.3)	6 (1.4)	18 (4.0)	11 (2.4)
Heart disease				
No	381 (90.7)	390 (91.6)	400 (88.1)	421 (93.6)
Yes	39 (9.3)	36 (8.5)	54 (11.9)	29 (6.4)
Other diseases				
No	369 (87.9)	380 (89.2)	401 (88.3)	383 (85.1)
Yes	51 (12.1)	46 (10.8)	53 (11.7)	67 (14.9)

145

146 First, the results of the social distancing survey revealed that the Ijuí community started (April 12)

147 with a majority of the subjects with high adherence to social distancing recommendations (figure 1A).

148 However, it is possible to observe a decrease in the proportion of subjects that declared adherent to social

149 distancing (high and very high adherence) in parallel to the increase of the proportion that partially adheres

150 to social distancing (figure 1A). Similarly, the proportion of the subjects that stayed at home all-time

151 decreasing, whereas there was an increase in the people that get out their home daily (Figure 1 B). Thus, it

152 is possible to observe that there was a decrease in the social distancing just 15 days after the first survey,

153 which remains to decrease until the last survey (May 26) (green line in figure 1A and Figure 1B). In contrast,

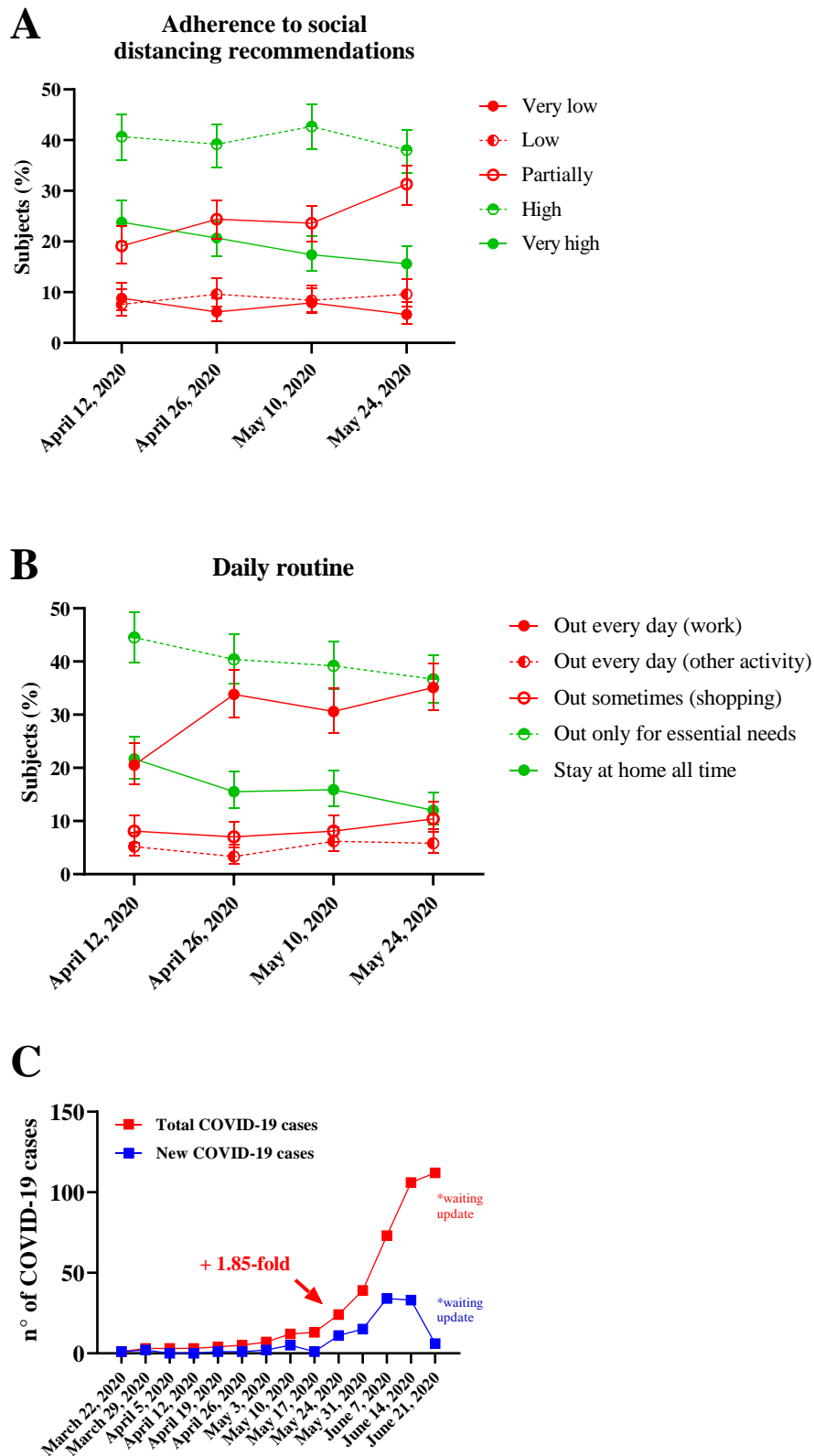
154 the people that get out daily increased in parallel (red lines in figure 1A and 1B). Second, it is possible to

155 observe that until May 17, there was a slight increase in the number of cases registered in Ijuí (Figure 1C).

156 However, on May 24, it is possible to observe a 1.85-fold increase in total COVID-19 cases, which remains

157 increasing.

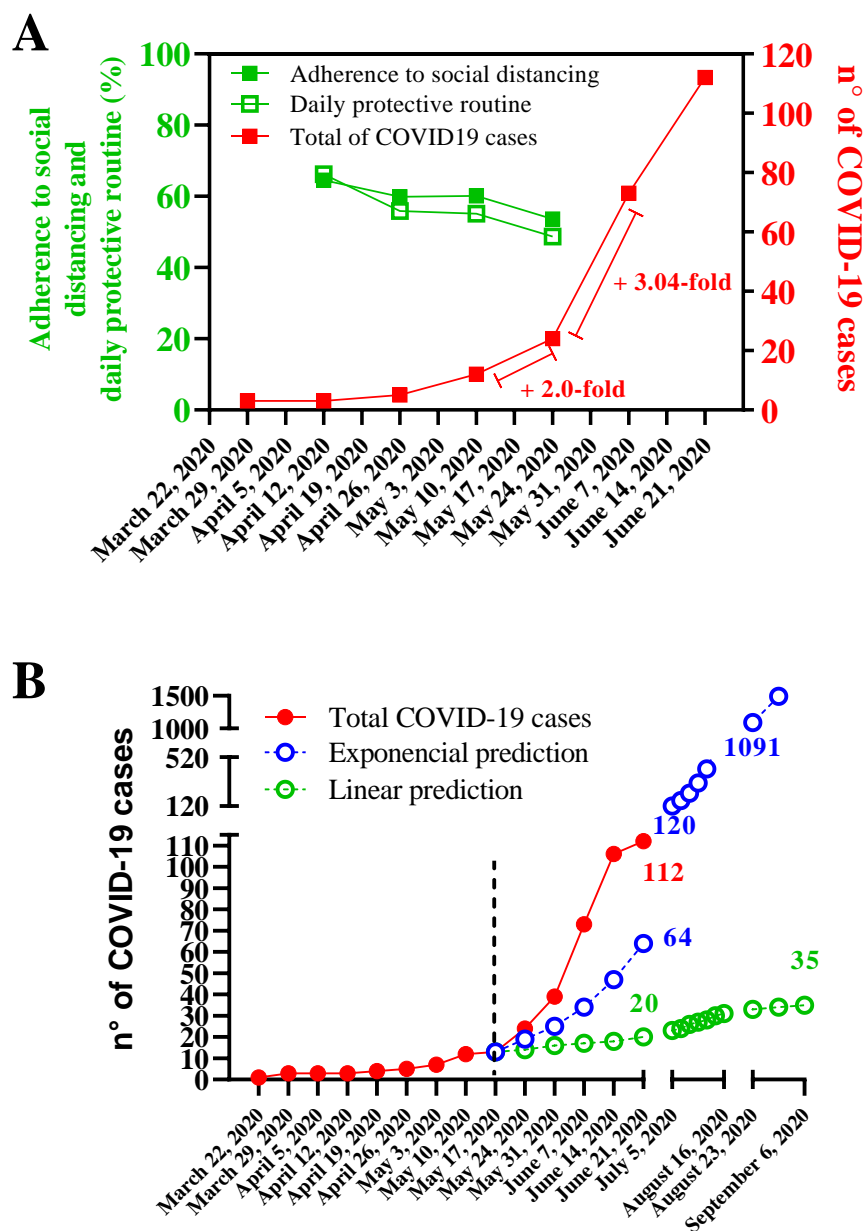
158



159

160 **Figure 1. Social distancing behavior, daily routine, and the number of cases of COVID-19 in Ijuí-**
 161 **Brazil.** A) Social distancing behavior indicated in the populational-based survey study. B) Daily routine
 162 indicated in the populational-based survey study C) Registered COVID-19 cases in Ijuí according to
 163 government data.

164 We plot the data about the proportion of adherence to social distancing (High plus very high) and
165 proportion of daily routine behavior (stay at home all-time plus out only for essential needs) and the number
166 of total COVID-19 cases in Ijuí (Figure 2A). It is possible to observe, the decrease in the social distancing
167 behavior precedes the increase of the number of COVID-19 cases in Ijuí. Also, we analyzed two scenarios
168 for estimative of the number of cases in Ijuí after the May 17 (Figure 2B): A sustained controlled community
169 infection represented by a linear trend (green line in Figure 2B, estimated by the equation $y = 1.416667x$
170 $- 1.416667$, $R^2 = 0.848$, $P = 0.0004$) and an uncontrolled outbreak community infection in Ijuí, represented
171 by an exponential progression in the number of cases (blue line in Figure 3B, $y = 1.351649 - (-0.2424262/-$
172 $0.3155474) \cdot (1 - e^{(+0.3155474x)})$, $R^2 = 0.955$, $P = 0.00019$). Worryingly, the number of real cases registered (red
173 line Figure 2B) was higher than predicted by linear and exponential prediction, since 112 COVID-19 cases
174 registered in Ijuí until June 21, while the estimative predicted 20 and 64 COVID-19 cases by linear and
175 exponential equations, respectively. Thus, since the exponential estimative (Blue line) showed that Ijuí
176 could reach 100 and 1,000 cases on July 5 and August 23, respectively, the anticipation of this scenario,
177 marked by the real registered COVID-19 cases, may significate a risk to overwhelm the public health
178 system in Ijuí.



179

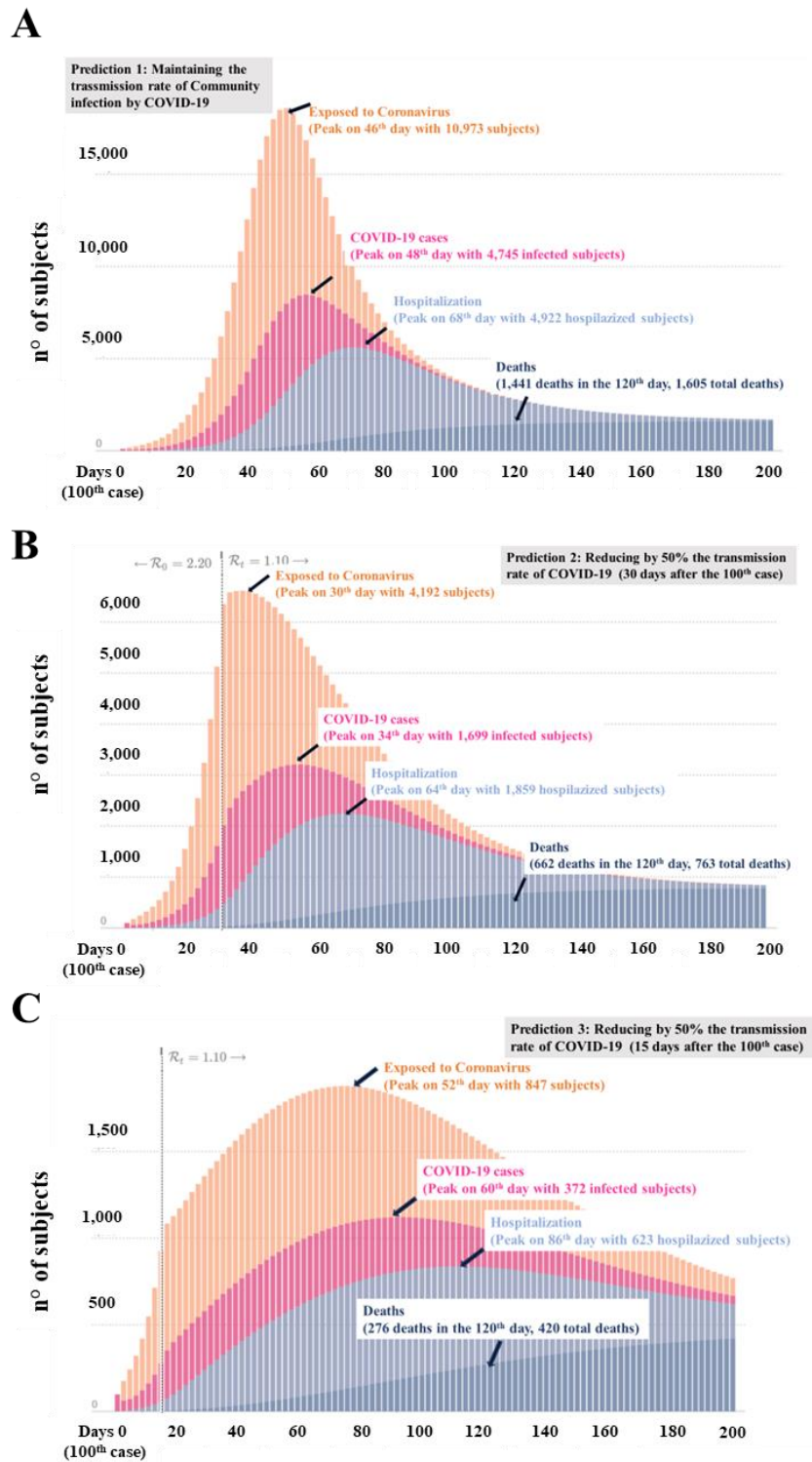
180 **Figure 2. Visual interaction between the decrease in social distancing adherence and an increase in**
 181 **the number of cases of COVID-19 in Ijuí-Brazil and the difference between real cases and**
 182 **predictions.** A) The social distancing marked by the percentual of subjects that declared staying at home
 183 all-time (green line) in each stage of population-based study all and the number of cases of COVID-19
 184 registered by the local government. B) Difference between real cases and prediction of COVID-19 using
 185 linear regression (green line) and exponential equation (Blue line).

186

187 Considering the real scenario about the approximately 100th case of COVID-19 in Ijuí, we analyzed
 188 the predictions for the next months after June 21. It is possible to estimate a great effect on the number of
 189 subjects exposed to coronavirus in the next two months, with higher levels of infected subjects,

190 hospitalization, and deaths, if the transmission rate is not modified (figure 3A). In this worst scenario, the
191 overwhelm of public and private health care systems is evident since it reached almost 5,000
192 hospitalizations cases and approximately 1,500 deaths (figure 3A) in 120 days. In contrast, if the population
193 reduces 50% the transmission rate of COVID-19 precisely 30 days after the 100th case, it is expected a
194 considerable decrease in the impact of the health care system (more than 50%) (figure 3B). These
195 predictions can be observed since the peak of hospitalization was less than 2,000 subjects demanding
196 attending and reduced the mortality to less than 700 cases in 120 days.

197 Also, for further protection, we analyzed the impact if the population reduces 50% the transmission
198 rate of COVID-19 precisely 15 days after the 100th case (figure 3C). Thus, the exposed subjects' peak was
199 ~800, reducing the infected to 372 cases in 60 days. Consequently, the peak of hospitalization was close to
200 three months after the 100th case (86th day) with 623 subjects, resulting in 276 deaths in 120 days and a total
201 of 420 cases. In all scenarios, the number of subjects recovered with success was higher. However, the
202 proportion of the whole population recovered decreased from ~82% in the worst prediction to 20% in the
203 best one. In detail, in the last prediction, considering a 50% reduction in the transmission rates if applied
204 15 days after the 100th case, approximately 76% of the Ijuí population remains without infection (~63,000
205 subjects), and approximately 22% recovered (~18,000 subjects). The death proportion reached
206 approximately 0.5% of the Ijuí population.



207

208 **Figure 3. Predictions for COVID-19 cases, hospitalizations, and death in Ijuí.** A) Predictions without
 209 any new intervention after the 100th case. B) Predictions after implementing strategies that reduce 50% in
 210 the transmission rate 30 days after the 100th case. C) Predictions after implementing strategies that reduce
 211 50% in the transmission rate 15 days after the 100th case. All predictions were performed in the epidemic
 212 simulator free app from São Paulo University. Available on
 213 <https://ciis.fmrp.usp.br/covid19/epcalc/public/index.html>

214

215 **Discussion**

216 Our study described adherence to social distancing, predictions, and the progression of COVID-
217 19 cases in Ijuí-Brazil. To the best of our knowledge, this is the first study that described the social
218 distancing behavior of the community based on a population-survey procedure that preceded the COVID-
219 19 outbreak. Also, it is the first report regarding estimative of the progression of the disease in this city.

220 Nowadays, Brazil reached 1million COVID-19 cases [20, 21]. The Rio Grande do Sul State
221 provide one of the complete data about COVID-19 in Brazil, which informed until now 18.587 COVID-19
222 cases, which means an incidence in State ~163 cases/100,000 inhabitants, with 13% of hospitalization and
223 2,3% of death. If we consider the same rates of hospitalization and deaths, and the predictions listed in the
224 results, Ijuí could reach approximately 5,000 hospitalized people and 1,400 deaths this year. Thus, it is
225 expected that this rapid increase in COVID-19 cases overwhelms the health care system since there are
226 three Hospitals with the capacity to attend patients in intensive care units, which in turn, is now with an
227 occupation of 80.8% without any COVID-19 patients [22].

228 Our results about social distancing adherence and daily routine may be related to the official
229 recommendations by local and State governments. In the Rio Grande do Sul State has implemented since
230 May 10, the “Controlled Social Distancing Model” (CSDM) to avoid the COVID-19 outbreak considering
231 recommendations for economic activities. According to CSDM, each region was classified ranged from
232 low risk to infection and high health care capacity (yellow flag) to the opposite, with high transmission
233 rates and high occupation rates of the hospitals and intensive care units (black flag). Thus, since May 10,
234 all cities received weekly a classification flag: yellow, orange, red, or black, representing the progression
235 of the COVID-19 outbreak [23]. Ijuí was set as a yellow flag from May 10 to June 8, when it became an
236 orange classification because of the rapid increase in the hospitalization rates in one week (1 to 5 subjects)
237 and then decreased the recovered-to-active ratio cases in Ijuí. Also, was noticed deaths and decreased in
238 intensive care unit vacation. As a local initiative to counteract the COVID-19 outbreak, the Ijuí Municipal
239 Decree nº 7.107 (June 16) improved the recommendations to avoid community transmission [24].

240 In detail, the decree allows the maintenance of regular service in restaurants (between 7 a.m. and
241 23 p.m.) with reduced capacity, while snack bars and coffee shops were allowed to work only in the delivery
242 or drive-thru options. Non-essential commercial, authorized to operate, can only receive one customer per
243 employee, respecting the limits established in the occupation and operation protocols. It is allowed to

244 operate the facilities of sports clubs exclusively for the physical conditioning of the respective contracted
245 professional athletes, observing the minimum distance of two meters between them. Physical contact or
246 agglomerations being prohibited in any case [24]. Thus, the measured social distancing in Ijuí may be in
247 accordance with these official recommendations but was insufficient to avoid the rapid increase in the
248 number of COVID-19 cases.

249 Social distancing measures adopted by the population appear effective, mainly when implemented
250 in conjunction with the isolation of cases and quarantining of contacts [25]. Our data showed that preventive
251 behavior, related to the adherence to social distancing recommendation and daily behavior, did not reach
252 70% of social distancing in any of the four steps of the survey. We mentioned this goal since it was proposed
253 early that maintaining the capacity of social distancing at a maximum of 76% could avoid the death of
254 90,000 individuals and the overwhelm of the intensive care units in São Paulo (Brazil) [26]. Nowadays,
255 São Paulo registered 105,407 COVID-19 cases and 6,255 deaths [21], suggesting that maintaining and
256 strengthening current social distancing measures, quarantining and isolating cases, is absolutely vital to
257 avoid the collapse of the healthcare systems in the country. Also, it has been suggested that a more
258 restrictive recommendation can be more effective in reducing the number of infected subjects. [27] [28]
259 [29] [30].

260 It is remarkable that pre-existing comorbidities are strikingly evident (about half of patients),
261 hypertension being the most prevalent (30 %), followed by diabetes (19 %), coronary heart disease (8 %)
262 and 3 % of individuals presenting previous pulmonary condition, such as chronic obstructive lung disease
263 [31] [32]. COVID 19 patients bearing previous comorbidities were also among those with highest mortality
264 rates, with adjusted OR of 7.42 (CI95%: 6.33-8.79) for hypertensive patients, 9.03 (CI95%: 7.39-11.35) for
265 diabetic subjects, 12.83 (CI95%: 10.27-15.86) for coronary heart disease, while for chronic obstructive lung
266 disease OR is 7.79 (CI95%: 5.54-10.43) [33]. Also, it was reported that 31 % of cases, 45 % of
267 hospitalizations, 53 % of intensive care unit (ICU) admissions, and 80 % of deaths occurred among subjects
268 aged 65 years or older [34]. In the same direction, the case-fatality rates among individuals aged 80 years
269 or older are approximately 20 % [35]. Thus, it is necessary to observe the adherence to a protective behavior
270 linked to social distancing adherence associated with the presence of comorbidities in the subjects [36] [37].
271 The preventive behavior in older subjects and people with chronic diseases in the community may avoid
272 higher levels of hospitalization or high mortality rates.

273

274 **Conclusion**

275 The insufficient social distancing registered in the population-based study may be related to the rapid
276 increase of COVID-19 cases in Ijuí. These data predict a closer outbreak of community infection of
277 COVID-19, which could be avoided or attenuated if the levels of the social distancing of population increase
278 in the next weeks.

279

280 **Acknowledgments**

281 The authors would like to thank Prof. Paulo Ivo Homem de Bittencourt Jr from the Laboratory of Cellular
282 Physiology (UFRGS) for his support, discussion, and scientific discussion about the idea of this manuscript.
283 Also, we would like to thank all volunteers who performed the population-based survey. We would like to
284 thanks professor Airam Sausen for her COVID19 math prediction classes and professor Marilia Mesenburg
285 for the EPICOVID19RS data analysis. This work was supported by the Regional University of
286 Northwestern Rio Grande do Sul State (UNIJUI), as well as by the Coordination for the Improvement of
287 Higher Education Personnel (CAPES).

288

289 **Author Contributions**

290 All authors coordinated the four waves of the population-based study performed in Ijuí integrated with
291 EPICOVID19RS study, collecting data about social distancing (exception, MSL). TGH, EMB and MSL
292 performed the analyses and predictions of the COVID19 case, analyzed the governmental decrees, and
293 wrote the manuscript. MAM produced the sociodemographic descriptions. All authors were involved in
294 analyzing the results and approved the submitted and published versions.

295

296 **Competing interests**

297 The authors declare no competing interests regarding financial, academic, professional, or commercial
298 issues. However, since all authors live in Ijuí, we declare a conflict of interest about a preoccupation about
299 a COVID-19 outbreak in our city.

300 **Financial support**

301 Coordination and Improvement of Higher Level or Education Personnel (Capes), Rio Grande do Sul State
302 government, Federal University of Pelotas, and Regional University of Northwestern Rio Grande do Sul
303 State (UNIJUÍ) supported this study.

304

305 **References**

- 306 1. Zhou F, Yu T, Du R, et al. Clinical course and risk factors for mortality of adult inpatients with
307 COVID-19 in Wuhan, China: a retrospective cohort study. *Lancet* (2020) 395:1054-62.
308 [https://doi.org/10.1016/S0140-6736\(20\)30566-3](https://doi.org/10.1016/S0140-6736(20)30566-3)
- 309 2. Wu F, Zhao S, Yu B, et al. A new coronavirus associated with human respiratory disease in China.
310 *Nature* (2020) 579:265-9. <https://doi.org/10.1038/s41586-020-2008-3>
- 311 3. Novel Coronavirus Pneumonia Emergency Response Epidemiology Team. [The epidemiological
312 characteristics of an outbreak of 2019 novel coronavirus diseases (COVID-19) in China].
313 (Chinese) *Zhonghua Liu Xing Bing Xue Za Zhi (Chin J Epidemiol)* (2020) 41:145-51.
314 <https://doi.org/10.3760/cma.j.issn.0254-6450.2020.02.003>.
- 315 4. WHO, Novel Coronavirus (2019-nCoV) SITUATION REPORT-1 as of 21 Jan 2020. COVID-19
316 (2020). Available at: [https://www.who.int/docs/default-source/coronaviruse/situation-](https://www.who.int/docs/default-source/coronaviruse/situation-reports/20200121-sitrep-1-2019-ncov.pdf?sfvrsn=20a99c10_4)
317 [reports/20200121-sitrep-1-2019-ncov.pdf?sfvrsn=20a99c10_4](https://www.who.int/docs/default-source/coronaviruse/situation-reports/20200121-sitrep-1-2019-ncov.pdf?sfvrsn=20a99c10_4)
- 318 5. WHO, Coronavirus Disease 2019 (COVID-19) SITUATION REPORT-23 as of 12 Feb 2020.
319 COVID-19 (2020). Available at: [https://www.who.int/docs/default-source/coronaviruse/situation-](https://www.who.int/docs/default-source/coronaviruse/situation-reports/20200212-sitrep-23-ncov.pdf?sfvrsn=41e9fb78_4)
320 [reports/20200212-sitrep-23-ncov.pdf?sfvrsn=41e9fb78_4](https://www.who.int/docs/default-source/coronaviruse/situation-reports/20200212-sitrep-23-ncov.pdf?sfvrsn=41e9fb78_4)
- 321 6. Hallal P, Hartwig F, Horta B, Victora GD, Silveira M, Struchiner C, Vidaletti LP, Neumann N,
322 Pellanda LC, Dellagostin OA, Burattini MN, Menezes AM, Barros FC, Barros AJ, Victora CG.
323 Remarkable variability in SARS-CoV-2 antibodies across Brazilian regions: nationwide
324 serological household survey in 27 states. *medRxiv* (2020) 2020.05.30.20117531; doi:
325 <https://doi.org/10.1101/2020.05.30.20117531>
- 326 7. Silveira M, Barros A, Horta B, Pellanda L, Victora G, Dellagostin O, Struchiner C, Burattini M,
327 Valim A, Berlezi E, Mesa J, Ikeda ML, Mesenburg M, Mantesso M, Dall'Agnol M, Bittencourt R,
328 Hartwig FP, Menezes AM, Barros FC, Hallal P, Victora CG. Repeated population-based surveys
329 of antibodies against SARS-CoV-2 in Southern Brazil. *medRxiv* (2020) 2020.05.01.20087205;
330 doi: <https://doi.org/10.1101/2020.05.01.20087205>

- 331 8. Ijuí city hall official website. Available in
332 https://www.ijui.rs.gov.br/noticias/municipio_disponibiliza_painel_de_informacoes_sobre_casos
- 333 9. Anderson RM, Heesterbeek H, Klinkenberg D, Hollingsworth TD. 2020 How will countrybased
334 mitigation measures influence the course of the COVID-19 epidemic? *Lancet* (2019) 1–4. doi:
335 [https://doi.org/10.1016/S0140-6736\(20\)30567-5](https://doi.org/10.1016/S0140-6736(20)30567-5)
- 336 10. Li R, Rivers C, Tan Q, Murray M, Toner E, Lipsitch M. 2020 The demand for inpatient and ICU
337 beds for COVID-19 in the US: lessons from Chinese cities. *medRxiv* (2020)
338 2020.03.09.20033241. doi: <https://doi.org/10.1101/2020.03.09.20033241>
- 339 11. National Institute of Geography and Statistics- IBGE – data published on August 28, 2019.
340 Available in <https://cidades.ibge.gov.br/brasil/rs/panorama>
- 341 12. Ijuí city hall official COVID-19 website. (2020). Available at
342 <https://datastudio.google.com/reporting/4ff82b8a-a9ff-4577-b239-da2e38d24443/page/vBjQB>.
- 343 13. Pellanda LC, Wendland EM, McBride AJA, Tovo-Rodrigues L, Ferreira MRA, Dellagostin OA,
344 Silveira MF, Barros AJD, Hallal PC, Victora CG. Sensitivity and specificity of a rapid test for
345 assessment of exposure to SARS-CoV-2 in a community-based setting in Brazil. *medRxiv* (2020)
346 2020.05.06.20093476; doi: <https://doi.org/10.1101/2020.05.06.20093476>
- 347 14. MyCurveFit online software. Available in <https://mycurvefit.com/>
- 348 15. Liu Y, Gayle AA, Wilder-Smith A, Rocklöv J, The reproductive number of COVID-19 is higher
349 compared to SARS coronavirus, *Journal of Travel Medicine*. (2020) 27:2 taaa021,
350 <https://doi.org/10.1093/jtm/taaa021>
- 351 16. Wu, JT, Leung K, Leung GM. Nowcasting and forecasting the potential domestic and
352 international spread of the 2019-nCoV outbreak originating in Wuhan, China: a modelling study.
353 *The Lancet*. (2020) 395:10225, 689-697. [https://doi.org/10.1016/S0140-6736\(20\)30260-9](https://doi.org/10.1016/S0140-6736(20)30260-9)
- 354 17. Adhikari SP, Meng S, Wu Y, Mao Y, Ye R, Wang Q, Sun C, Sylvia S, Rozelle S, Raat H, Zhou
355 H. Epidemiology, causes, clinical manifestation and diagnosis, prevention and control of
356 coronavirus disease (COVID-19) during the early outbreak period: a scoping review. *Infectious
357 Diseases of Poverty* (2020) 9:29. <https://doi.org/10.1186/s40249-020-00646-x>
- 358 18. Riou J, Althaus CL. Pattern of early human-to-human transmission of Wuhan 2019 novel
359 coronavirus (2019-nCoV), December 2019 to January 2020. *Euro Surveill*. (2020) 25:4.
360 <https://doi.org/10.2807/1560-7917.ES.2020.25.4.2000058>
- 361 19. Epidemic simulator free app from São Paulo University. Available on
362 <https://ciis.fmrp.usp.br/covid19/epcalc/public/index.html>
- 363 20. Johns Hopikins COVID-19 coronavirus resource center. Available at
364 <https://coronavirus.jhu.edu/map.html>
- 365 21. Brazilian national government COVID-19 website. Available in <https://covid.saude.gov.br/>.
- 366 22. Rio Grande do Sul State government COVID-19 website. Available at
367 <https://covid.saude.rs.gov.br/>

- 368 23. Rio Grande do Sul State government controlled social distancing model web site. Available in
369 <https://distanciamentoccontrolado.rs.gov.br/>
- 370 24. Ijuí city hall social distancing decree. Available at
371 https://www.ijui.rs.gov.br/noticias/2_poder_executivo_edita_novo_decreto
- 372 25. Aquino EML, Silveira IH, Pescarini JM, Aquino R, Souza-Filho JA (2020). Social distancing
373 measures to control the COVID-19 pandemic: potential impacts and challenges in Brazil. *Ciência*
374 & *Saúde Coletiva*. (2020) 25:S1, 2423-2446. [https://dx.doi.org/10.1590/1413-](https://dx.doi.org/10.1590/1413-81232020256.1.10502020)
375 [81232020256.1.10502020](https://dx.doi.org/10.1590/1413-81232020256.1.10502020)
- 376 26. Ganem F, Mendes FM, Oliveira SB, Porto VBG, Araujo W, Nakaya H, Diaz-Quijano FA, Croda
377 J. The impact of early social distancing at COVID-19 Outbreak in the largest Metropolitan Area
378 of Brazil. (2020) medRxiv 2020.04.06.20055103; <https://doi.org/10.1101/2020.04.06.20055103>
- 379 27. Canabarro A, Tenorio E, Martins R, Martins L, Brito S, Chaves R. Data-Driven Study of the
380 COVID-19 Pandemic via Age-Structured Modelling and Prediction of the Health System Failure
381 in Brazil amid Diverse Intervention Strategies. medRxiv (2020) 2020.04.03.20052498.
382 <https://doi.org/10.1101/2020.04.03.20052498>
- 383 28. Hou J, Hong J, Ji B, Dong B, Chen Y, Ward MP, Tu W, Jin Z, Hu J, Su Q, Wang W. Changing
384 transmission dynamics of COVID-19 in China: a nationwide population-based piecewise
385 mathematical modelling study. medRxiv (2020) 2020.03.27.20045757.
386 <https://doi.org/10.1101/2020.03.27.20045757>
- 387 29. Yang Q, Yi C, Vajdi A, Cohnstaedt LW, Wu H, Guo X, Scoglio CM. Short-term forecasts and
388 long-term mitigation evaluations for the COVID-19 epidemic in Hubei Province, China. medRxiv
389 (2020) 2020.03.27.20045625. <https://doi.org/10.1101/2020.03.27.20045625>
- 390 30. Nussbaumer-Streit B, Mayr V, Dobrescu AI, Chapman A, Persad E, Klerings I, Wagner G, Siebert
391 U, Christof C, Zachariah C, Gartlehner G. Quarantine alone or in combination with other public
392 health measures to control COVID-19: a rapid review. *Cochrane Database Syst Rev* (2020)
393 4:CD013574. <https://doi.org/10.1002/14651858.CD013574>
- 394 31. Zhou F, Yu T, Du R, et al. Clinical course and risk factors for mortality of adult inpatients with
395 COVID-19 in Wuhan, China: a retrospective cohort study. *Lancet* (2020) 395:1054-62.
396 [https://doi.org/10.1016/S0140-6736\(20\)30566-3](https://doi.org/10.1016/S0140-6736(20)30566-3)
- 397 32. Richardson S, Hirsch JS, Narasimhan M, et al. Presenting Characteristics, Comorbidities, and
398 Outcomes Among 5700 Patients Hospitalized With COVID-19 in the New York City Area.
399 *JAMA*. (2020) 323(20):2052–2059. <https://doi.org/10.1001/jama.2020.6775>

- 400 33. Caramelo F, Ferreira N, Oliveiros B. Estimation of risk factors for COVID-19 mortality -
401 preliminary results. medRxiv (2020) 2020.02.24.20027268..
402 <https://doi.org/10.1101/2020.02.24.20027268>
- 403 34. CDC-Severe Outcomes Among Patients with Coronavirus Disease 2019 (COVID-19) — United
404 States, February 12–March 16, 2020. MMWR Morb Mortal Wkly Rep. ePub: 18 March 2020.
405 <http://dx.doi.org/10.15585/mmwr.mm6912e2>
- 406 35. Onder G, Rezza G, Brusaferro S. Case-Fatality Rate and Characteristics of Patients Dying in
407 Relation to COVID-19 in Italy. JAMA (2020) 323(18):1775–1776.
408 <https://doi.org/10.1001/jama.2020.4683>
- 409 36. Kissler SM, Tedijanto C, Lipsitch M, Grad Y. Social distancing strategies for curbing the COVID-
410 19 epidemic. medRxiv (2020) 2020.03.22.20041079; doi:
411 <https://doi.org/10.1101/2020.03.22.20041079>
- 412 37. Novel Coronavirus Pneumonia Emergency Response Epidemiology Team. [The epidemiological
413 characteristics of an outbreak of 2019 novel coronavirus diseases (COVID-19) in China].
414 (Chinese) Zhonghua Liu Xing Bing Xue Za Zhi (Chin J Epidemiol) (2020) 41:145-51.
415 <https://doi.org/10.3760/cma.j.issn.0254-6450.2020.02.003>.

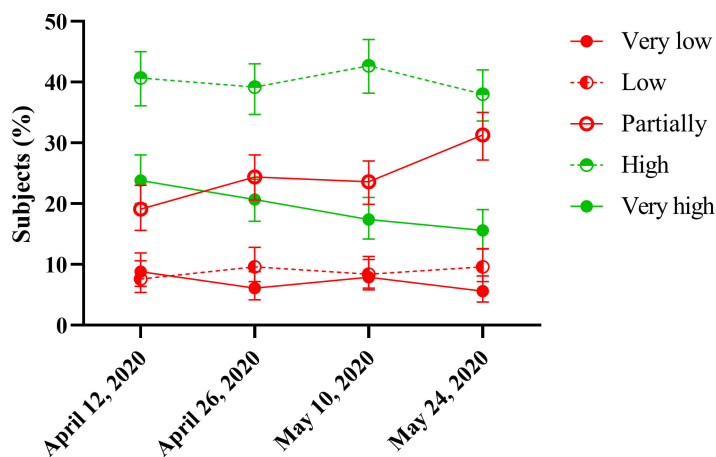
416

417

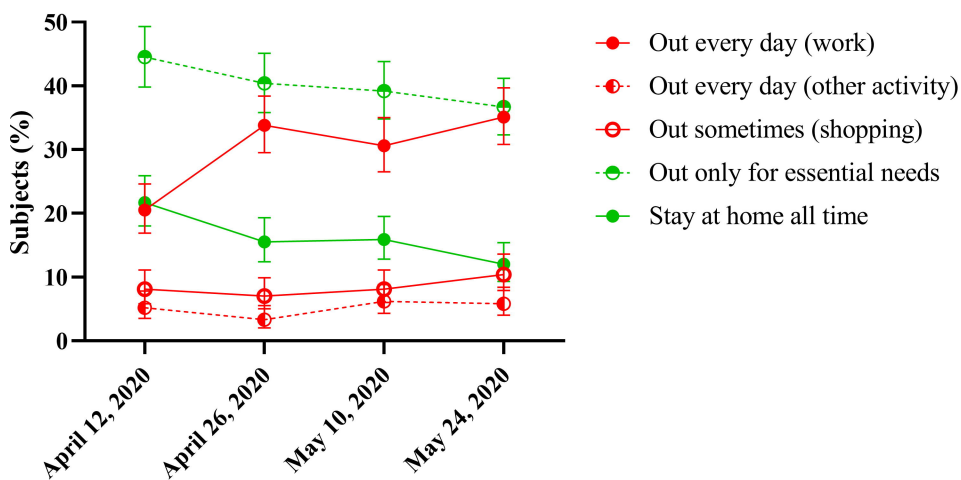
418

419

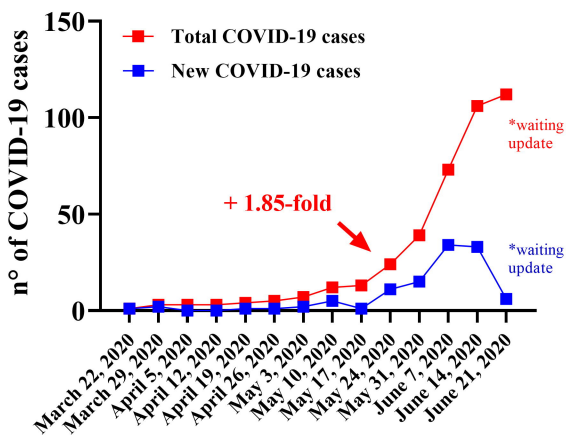
A Adherence to social distancing recommendations

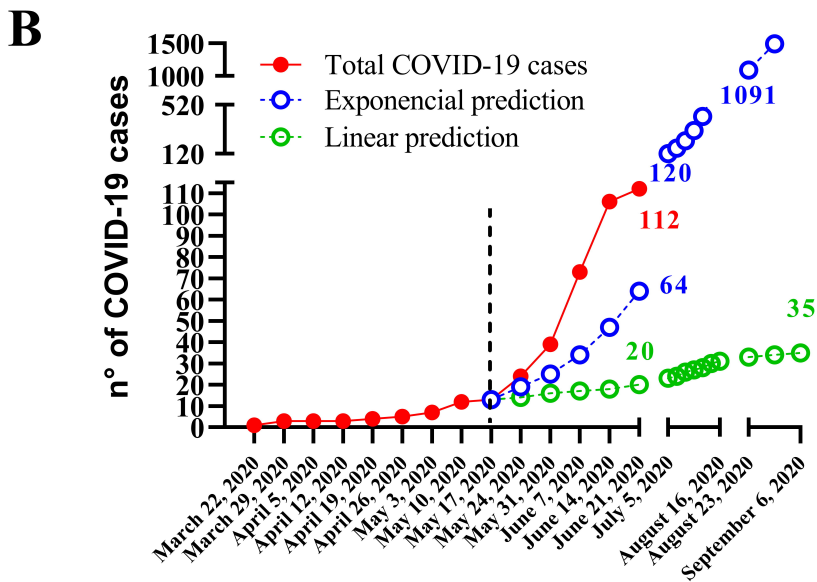
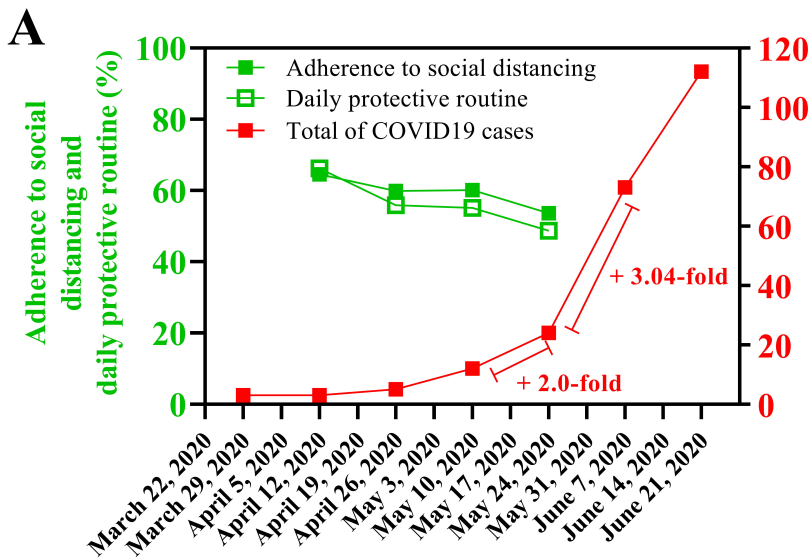


B Daily routine

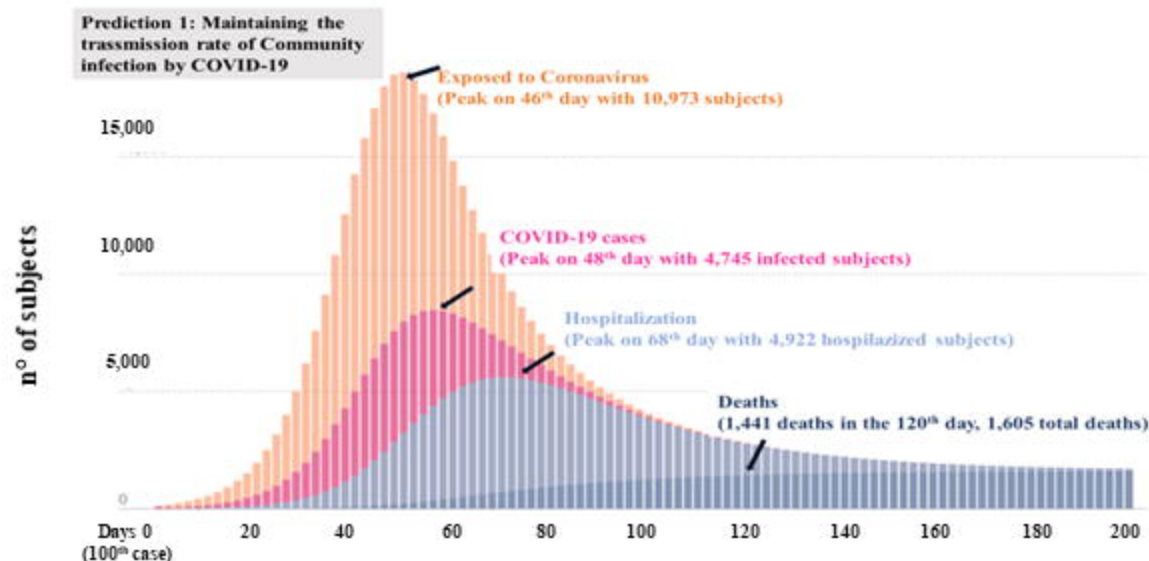


C

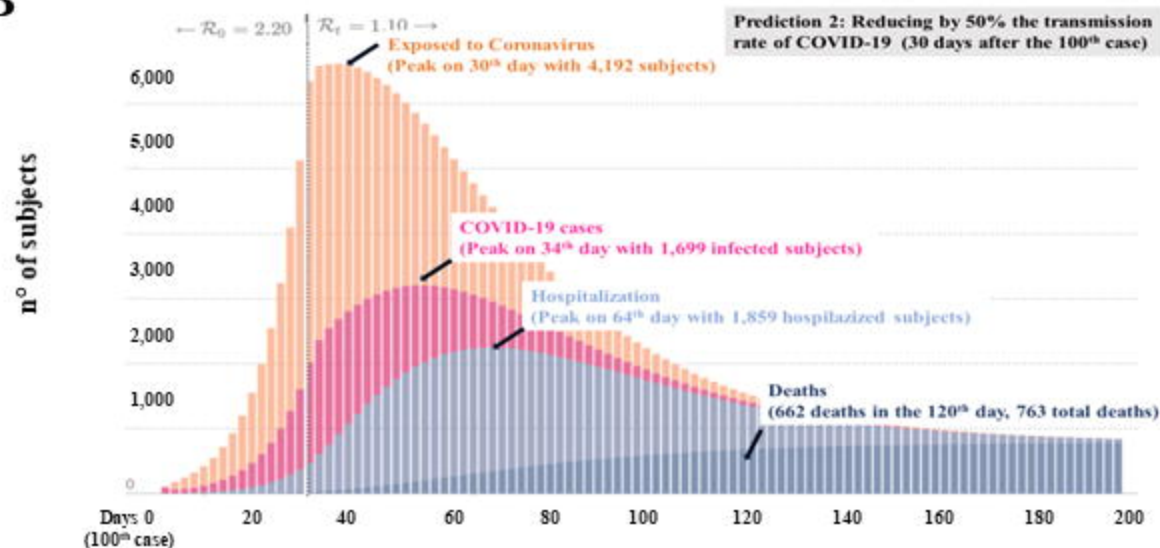




A



B



C

