

1

1 **Epidemiological characterization of asymptomatic carriers of COVID-19 in Colombia**

2 Aníbal A. Teherán<sup>1,2</sup>, Gabriel Camero<sup>1</sup>, Ronald Prado de la Guardia<sup>1</sup>, Carolina  
3 Hernández<sup>3</sup>, Giovanni Herrera<sup>3</sup>, Luis M. Pombo<sup>2</sup>, Albert A. Ávila<sup>4</sup>, Carolina Flórez<sup>5</sup>,  
4 Esther C. Barros<sup>5</sup>, Luis A. Perez-Garcia<sup>6</sup> Alberto Paniz-Mondolfi<sup>7</sup>, Juan David Ramírez<sup>3\*</sup>

5 <sup>1</sup>Red Cross Section Bogotá – Cundinamarca, Colombia

6 <sup>2</sup>COMPLEXUS Research group, Fundación Universitaria Juan N. Corpas, Colombia

7 <sup>3</sup>Grupo de Investigaciones Microbiológicas-UR (GIMUR), Departamento de Biología,

8 Facultad de Ciencias Naturales, Universidad del Rosario, Colombia.

9 <sup>4</sup>Grupo de Investigación ANTHUS, Universidad de la Sabana.

10 <sup>5</sup>Instituto Nacional de Salud, Colombia

11 <sup>6</sup>Instituto de Investigaciones Biomédicas IDB / Incubadora Venezolana de la Ciencia,  
12 Cabudare, Edo. Lara, Venezuela.

13 <sup>7</sup>Ichan School of Medicine at Mount Sinai, NY, USA.

14 **\*Corresponding author:** [juand.ramirez@urosario.edu.co](mailto:juand.ramirez@urosario.edu.co)

15 **ABSTRACT (187 words)**

16 **Objective:** Asymptomatic carriers (AC) of the new Severe Acute Respiratory Syndrome  
17 Coronavirus 2 (SARS-CoV-2) represent an important source of spread for Coronavirus  
18 Disease 2019 (COVID-19). Early diagnosis of these cases is a powerful tool to control the  
19 pandemic. Our objective was to characterize patients with AC status and identify associated  
20 sociodemographic factors.

21 **Methods:** Using a cross-sectional design and the national database of daily occurrence of  
22 COVID-19, we characterized both socially and demographically all ACs. Additional  
23 Correspondence Analysis and Logistic Regression Model were performed to identify  
24 characteristics associated with AC state (OR, 95% CI).

25 **Results:** 2338 ACs (11.8%; 95% CI, 11.3-12.2%) were identified, mainly in  
26 epidemiological week 18 [EW] (3.98; 3.24-4.90). Age  $\leq 39$  years (1.56; 1.42-1.72). Male  
27 sex (1.39; 1.26-1.53), cases imported from Argentina, Spain, Peru, Brazil, Costa Rica or  
28 Mexico (3.37; 1.47-7.71) and autochthonous cases (4.35 ; 2.12-8.93) increased the risk of  
29 identifying AC. We also identified groups of departments with moderate (3.68; 3.13-4.33)  
30 and strong (8.31; 6.10-7.46) association with AC.

31 **Discussion:** Sociodemographic characteristics strongly associated with AC were identified,  
32 which may explain its epidemiological relevance and usefulness to optimize mass screening  
33 strategies and prevent person-to-person transmission.

34 **Key words:** COVID-19; Asymptomatic; Carrier States; Risk factors, Novel Coronavirus.

35 **TEXT (2481)**

36

37

38

39

40

41

## 42 INTRODUCTION

43 In March 2nd, 2020, Colombia reported the first case of Coronavirus Disease 2019  
44 (COVID-19), and as of May 23rd, more than 20,000 cases have been confirmed nationwide  
45 [1]. Asymptomatic carriers (AC) may be associated with the accelerated growth of cases in  
46 the initial phases of the pandemic, inadvertently spreading the infection to close contacts. In  
47 this case, transmission can only be limited until a diagnosis of SARS-CoV-2 infection is  
48 rendered after (i) isolation due to symptom onset, (ii) contact tracing or (iii) identification  
49 during massive screening strategies [2,3].

50 AC and pre-symptomatic cases are epidemiologically relevant since they represent a silent  
51 source of spread in various public settings (e.g. public transportation, emergency rooms,  
52 supermarkets, shelters) [4–6]. The proportion of ACs has been estimated at 15-25%, but  
53 seroprevalence studies have reported values of up to 43.2% (95% CI, 32.2-54.7%).  
54 Nonetheless, many pre-symptomatic patients are wrongfully classified as ACs during the  
55 incubation phase; to later become pauci-symptomatic or develop respiratory manifestations  
56 ranging from pneumonia to respiratory failure, or exhibit any other clinical symptoms  
57 within the COVID-19 spectrum [4–8].

58 Epidemiological predictive models have been developed and updated to incorporate silent  
59 mobility through AC phenotype in anticipation for the second and third epidemic waves of  
60 COVID-19. Such is the case for the SEIR model (Susceptible, Exposed, Infected and  
61 Recovered), recently updated to SEAIR (Susceptible, Exposed, Asymptomatic, Infected  
62 and Recovered) [9]. In China, estimates indicate that 60-65% of ACs remained undetected.  
63 Therefore, under the SEIR model and applying machine-learning-based transmission  
64 simulators (MLSim), including the number of undetected AC within its parameters and

65 assuming 15 close contacts per day, estimates suggest that as of April 15th, 2020, the  
66 United States---the country contributing the majority of cases imported to Colombia---,  
67 could have presented 277,641-to-495,128 latent cases of COVID-19, potentially increasing  
68 the spread of the virus [10].

69 The assessment of ACs and the identification of sociodemographic characteristics  
70 associated with this subpopulation could be useful to estimate sample calculations in  
71 massive screening studies, as well as adjust control and mitigation measures---especially  
72 the intensity of isolation. Therefore, the objective of our study was to characterize ACs  
73 demographically and socially, as well as to identify individual characteristics in interaction  
74 models associated with ACs.

## 75 **METHODOLOGY**

### 76 **Design and patient's selection.**

77 We performed a cross-sectional study with information from the National Institute of  
78 Health (INS) database on COVID-19 cases updated until May 23, 2020. By INS protocol,  
79 suspected AC cases remained in quarantine for 7 days while monitoring the appearance of  
80 symptoms on a daily basis; on the eighth day, a nasal swab sample was collected to identify  
81 or rule out AC state. Records without health status information (symptomatic,  
82 asymptomatic) were excluded. The database is public, with de-identified patient data and  
83 IRB approval was thus exempt.

### 84 **Database and variables.**

85 We used variables such as date of diagnosis, age, sex, country of origin, department, case  
86 type (imported, related), care setting (home, nursing home, hospital, intensive care unit)

87 and outcome (recovered, convalescent, deceased). The date of diagnosis was adjusted into  
88 epidemiological weeks (EW), which were later grouped according to the pattern of AC  
89 occurrence (Figure S1) in EW 10-15, 16-17, 18, 19-21; additionally, the variable AC [yes,  
90 no] was established.

## 91 **Statistical analysis**

92 Data are presented in medians or proportions estimated with 95% CI due to the lack of  
93 massive screening for COVID-19 in certain areas of the country. The geographical origin  
94 and destination of imported cases was represented with a Sankey Plot (SankeyMATIC  
95 (BETA). Cumulative trends and case charts were created with the number of daily cases by  
96 Epid\_weeks (RStudio Version 1.2.5042). In addition, a heatmap analysis was included to  
97 depict a dynamic representation of daily cases by Department from March 6th through May  
98 23rd, 2020 (Orange Data Mining & Fruitful Fun, Version 3.25). The proportion of  
99 asymptomatic and symptomatic patients and the median age were compared with the Z and  
100 U Mann Whitney tests respectively (significant p-value <0.05, two tails) [Addinsoft. 2020.  
101 XLSTAT statistical and data analysis solution. New York, USA. <https://www.xlstat.com>].  
102 Age was dichotomized between 0-39 and  $\geq 40$  years due to its association with  
103 asymptomatic and symptomatic states respectively (preliminary exploratory analysis not  
104 shown).

105 Countries of origin and departments associated with ACs were identified with a  
106 Correspondence Analysis (CA). Additionally, with contribution coordinates of the columns  
107 (CCC-CA), groups with a variable level of association with ACs were created [Addinsoft.  
108 2020. XLSTAT statistical and data analysis solution. New York, USA.  
109 <https://www.xlstat.com>].

110 To estimate the association between sociodemographic characteristics with CA (OR 95%),  
111 two Logistic Regression Models (LRM) were performed, the first to establish the main  
112 effects and the second a step-backward interaction model of the second level (p- value in  
113 <0.05; p-value out:> 0.1), which used the lowest Akaike criteria to select the best model  
114 (JASP Team (2020). JASP (Version 0.12.2) [Computer software]).

## 115 **RESULTS**

### 116 **General characteristics**

117 We identified 2,388 ACs (11.8%; 11.3-12.2%) out of 20,177 cases reported in the database.  
118 Four cases were excluded due to lack of health status information. The occurrence of AC  
119 state in relation to symptomatic presented a slow growth phase between EW 10-15,  
120 moderate growth between EW 16-17, and a peak at EW 18, followed by a decrease  
121 between EW 19-21 (Figure 1a, 1b, S1). Daily cases ranged from 1 to 203 per day, and EWs  
122 18 and 19 registered the highest number of cases per day: 172 and 203, respectively.

123 Additionally, we report department clusters with a high occurrence of daily COVID-19  
124 cases, which follow different dynamic patterns for ACs and symptomatic patients (Figure  
125 2). Meta reported the largest number of daily ACs (n: 151), with peak occurrences between  
126 April 23rd and May 10th; followed by Amazonas, Bogotá, and Caribbean departments with  
127 peak reports between May 11th and 12th,

128 More than half of the imported ACs came from Europe, specifically Spain, followed by  
129 North and South America. Those that arrived from Spain and USA were distributed mainly  
130 in Bogotá, Valle del Cauca and other departments of the Caribbean region. Amazonas  
131 department only received imported ACs from South American countries. The origin and

132 distribution of imported symptomatic patients was more diverse; however, most cases  
133 originated from Spain, USA, Ecuador, Mexico, Brazil, or Panama, and were mainly  
134 distributed across Bogotá, Antioquia, and Valle del Cauca (Figure 3b and 3b).

135 About half of the ACs were located in Meta and Bogotá, and a tenth in the Amazon (Table  
136 1, Table S1). Median age was 32 years old, lower than the symptomatic patients. Most of  
137 them were males (Table 1). The domicile was the main place of care (85.7%; 84.3-87.1%)  
138 and 13.9% had recovered (95%, CI, 12.5-15.3%). Four of the admitted cases had fatal  
139 outcomes, two from the general wards and two from the Intensive Care Units (ICU).  
140 Possibly these last 8 cases were treated for symptoms unrelated to COVID-19, or were  
141 diagnosed post-mortem.

#### 142 **Factors associated with AC condition.**

143 Using the CCC-CA, a group of six countries and three groups of departments were  
144 associated with AC state (Figure 4). To execute LRMs, the variables "age group 0-39  
145 years" and "male sex" were transformed into dummi (0/1). With a preliminary LRM, a  
146 higher  $\beta$  coefficient was estimated in relation to cases imported from countries associated  
147 with AC, therefore, the variable "geographical origin" was created, composed of the  
148 categories "imported from countries associated with symptomatic" [Imported CAS -  
149 referent], "imported from countries associated with asymptomatic" [Imported CA-AC] and  
150 "related cases". Additionally, a variable was created for the departments grouped with the  
151 CA [departments with low association - referent] and for the EW (EW 10-15 - referent).  
152 The first LRM (main effects) identified a significant association of all index  
153 sociodemographic categories with AC state (Table S2). The second model explores the  
154 following interactions: 1. Geographical origin and grouped departments, 2. Geographical

155 origin and EW, 3. Age group (0-39 years) and gender, 4. Grouped departments and gender;  
156 and, 5. Age (0-39 years) and EW. We identified that the variables gender (males) and EW  
157 showed interaction with the grouped departments (Table 2).

158 Variables "0-39 years", "departments with strong association", "imported CA-AC" and  
159 "related cases" were found to increase the risk of identifying AC state. It was also  
160 determined that the risk increased with the interaction between men in the departments with  
161 a strong and moderate association. In isolation (without interaction), between EWs 19-21,  
162 the risk of identifying AC decreased, as did EWs 16-17 in departments with a strong  
163 association. However, the risk increased from EW 18 to EWs 19-21 when interacting, both  
164 with moderate and strong association departments (Table 2).

## 165 **DISCUSSION**

166 We found that, in an isolated fashion, age < 40 years old, imported cases from a group of 6  
167 countries, autochthonous cases and the occurrence in groupings of departments were  
168 associated with AC state. Additionally, the risk of being a male AC was only identified in  
169 departments with moderate or strong risk, and the risk was variable in the groupings of  
170 departments throughout specific epidemiological periods.

171 Additionally, our results show that the proportion of ACs in Colombia lays between 11-  
172 12% (Table 1), a lower estimate than previously described in other case series or mass  
173 screening studies with reported proportions between 5-80% [11–14]. Given the inclusion of  
174 presymptomatic patients or the unification of AC with non-critical symptoms in some  
175 reports, we can't rule out that a non-differential classification bias influenced these  
176 estimates. An adapted definition for AC in Colombia may address this limitation.



177 Figure 1 shows that the majority of imported cases to Colombia came from Spain and USA,  
178 where AC rates have been estimated at 2.5% and 25%, respectively [14,15]. Although  
179 imported cases carry a distinctive genetic load that, population-wise, could manifest itself  
180 as a particular phenotype [16], currently there are no reports of genetic variants associated  
181 with AC in general or for any of the four AC subtypes described in the literature [17].  
182 Subsequent research should be conducted on the possible association between ACs and  
183 phylogenetic variants (or other variables) to support the differential risk identified in  
184 imported cases from different regions of the world.

185 We identified that imported cases from a group of 6 countries were strongly associated with  
186 AC (Figure 3, Table S1, Table 2), and although no interaction was established between the  
187 country of import and the destination department (data not shown), we observed that  
188 departments strongly associated with AC had less diversity of import origin. Such is the  
189 case of Meta and Amazonas, which exclusively imported cases from USA and Brazil/Peru,  
190 respectively (Figure 2).

191 Among the demographic characteristics, the association between AC state and patients  
192 under 40 years of age stands out. Possible explanations for this observation include: (i) the  
193 lower presence of co-morbid conditions and baseline health issues within this age group  
194 and (ii) the higher risk of exposure through work activities which are greater in this age  
195 group [18]. However, clinical or social environment could also explain this finding, as a  
196 study in skilled nursing facility residents showed a high proportion of AC in those over 70  
197 years of age, however this was a premature finding since most patients were later  
198 reclassified as pre-symptomatic or pauci-symptomatic [11].

199 We identified a higher frequency of men infected with COVID-19 consistent with reports  
200 from other countries around the world, except in Spain and Switzerland, where women  
201 ranked first [19]. Frequent occupations performed by men, as well as certain  
202 immunological and genetically susceptible backgrounds have been associated with this  
203 finding [19,20]. In particular, the risk of being an AC was higher in men, and increased in  
204 geographic areas associated with AC. This interaction is not uncommon given that  
205 professions regularly carried out by men, including those such as taxi driving, private  
206 security or prison guarding, among other work settings, can be distributed asymmetrically  
207 within countries, a pattern that would explain our findings [20].

208 The phases on the occurrence of cases throughout EWs and the interaction with groupings  
209 within departments associated with AC has been previously described in Chongqing,  
210 China, where researchers identified significant changes in the frequency of cases after  
211 implementation of geographic isolation measures. In Wuhan, a study showed that one  
212 group of ACs was linked to imported cases while others were linked mostly to  
213 autochthonous cases from geographically isolated areas of Wuhan [21]. We identified that  
214 in addition to being associated with a travel history to foreign countries, ACs were also  
215 associated with cases that appear spontaneously (related), occurring differentially as  
216 measures of geographic and social isolation were applied.

217 The lack of mass screening for COVID-19 in Colombia is the main limitation of our study  
218 since the actual AC ratio and the distribution of specific characteristics may differ from  
219 those estimated in this report. On the other hand, although a cross-sectional design is not  
220 ideal to identify risk factors, to the best of our knowledge this is the first study aimed at

221 identifying factors associated with AC state with population data unbiased by the inclusion  
222 of pre-symptomatic cases.

223 The COVID-19 pandemic has had serious socioeconomic implications, including a collapse  
224 of healthcare systems, bankruptcy of companies as well as increasing trends in  
225 unemployment and crime rates [22–25]. This has forced countries with limited resources---  
226 such as Colombia---to perform massive screenings in order to prematurely lift quarantine  
227 and isolation measures despite the latent risk of successive outbreaks caused by a potential  
228 silent spread of COVID-19 through cases in the pre-symptomatic phase or AC state  
229 [26,27].

230 ACs transmit COVID-19 more efficiently than symptomatic patients for up to 21 days after  
231 the presumed date of infection [28,29]. This led to their inclusion in mathematical models  
232 intended to estimate the probability or expected number of person-to-person infections on  
233 repatriation trips from Wuhan, China [7,30]. Since then, ACs have become the target of  
234 mass screening in Asian and European countries effectively reducing economical losses  
235 due to unnecessary hospital care, controlling the spread in public or in-hospital settings, and  
236 allowing the execution of safe plans of social and work re-integration after quarantine and  
237 isolation [26,31–35].

238 To date, testing of asymptomatic individuals rests at the discretion of physicians when  
239 justified on a case-by-case basis. On the other hand, the utility of SARS-CoV-2 testing for  
240 broad screening of asymptomatic individuals remains to be determined given the limited  
241 sensitivity data available for most commercially available test kits [36].

242 Together, our findings demonstrate sociodemographic trends strongly associated with  
243 COVID-19 AC state in Colombia at a departmental and national level. We believe that the  
244 implementation of massive screening campaigns to detect AC and pre-symptomatic patients  
245 is paramount to further characterize this phenomenon and adequately guide public health  
246 measures of containment and prevention. Additional molecular analysis of viral and host  
247 genotypic characteristics should be conducted to determine possible associations with AC  
248 state.

249 **Author Contributions:** All authors have read and agreed to the published version of the  
250 manuscript.

251 **Funding:** This research received no external funding.

252 **Conflicts of Interest:** The authors declare no conflict of interest.

253 **Correspondence:** Juan David Ramírez; Grupo de Investigaciones Microbiológicas-UR  
254 (GIMUR), Departamento de Biología, Facultad de Ciencias Naturales, Universidad del  
255 Rosario, Colombia; Telephone; [juand.ramirez@urosario.edu.co](mailto:juand.ramirez@urosario.edu.co)

256

## 257 **References.**

- 258 1. Coronavirus en Colombia [Internet]. [cited 2020 May 10]. Available from:  
259 <https://www.ins.gov.co/Noticias/Paginas/Coronavirus.aspx>
- 260 2. Rudan I. A cascade of causes that led to the COVID-19 tragedy in Italy and in other  
261 European Union countries. *J Glob Health*. **2020**; 10(1):10335.
- 262 3. Yi Y, Lagniton PNP, Ye S, Li E, Xu R-H. COVID-19: what has been learned and to

- 263 be learned about the novel coronavirus disease. *Int J Biol Sci* [Internet]. Ivyspring  
264 International Publisher; **2020**; 16(10):1753–1766. Available from:  
265 <http://www.ijbs.com/v16p1753.htm>
- 266 4. Tindale L, Coombe M, Stockdale JE, et al. Transmission interval estimates suggest  
267 pre-symptomatic spread of COVID-19. *medRxiv* [Internet]. **2020**;  
268 :2020.03.03.20029983. Available from:  
269 <http://medrxiv.org/content/early/2020/03/06/2020.03.03.20029983.abstract>
- 270 5. Zhang W. Estimating the presymptomatic transmission of COVID19 using  
271 incubation period and serial interval data. *medRxiv* [Internet]. **2020**;  
272 :2020.04.02.20051318. Available from:  
273 <http://medrxiv.org/content/early/2020/04/06/2020.04.02.20051318.abstract>
- 274 6. Rahimi F, Talebi Bezmin Abadi A. Challenges of managing the asymptomatic  
275 carriers of SARS-CoV-2. *Travel Med. Infect. Dis.* 2020. p. 101677.
- 276 7. Teherán AA, Camero G, Prado R, et al. Presumptive asymptomatic COVID-19  
277 carriers' estimation and expected person-to-person spreading among repatriated  
278 passengers returning from China. *Travel Med. Infect. Dis.* 2020. p. 101688.
- 279 8. Lavezzo E, Franchin E, Ciavarella C, et al. Suppression of COVID-19 outbreak in  
280 the municipality of Vo, Italy. *medRxiv* [Internet]. **2020**; :2020.04.17.20053157.  
281 Available from:  
282 <http://medrxiv.org/content/early/2020/04/18/2020.04.17.20053157.abstract>
- 283 9. Oliveira G. Refined compartmental models, asymptomatic carriers and COVID-19.  
284 *medRxiv* [Internet]. **2020**; :2020.04.14.20065128. Available from:

- 285 <http://medrxiv.org/content/early/2020/04/21/2020.04.14.20065128.abstract>
- 286 10. Yu Y, Liu Y-R, Luo F-M, et al. COVID-19 Asymptomatic Infection Estimation.  
287 medRxiv [Internet]. **2020**; :2020.04.19.20068072. Available from:  
288 <http://medrxiv.org/content/early/2020/04/23/2020.04.19.20068072.abstract>
- 289 11. Arons MM, Hatfield KM, Reddy SC, et al. Presymptomatic SARS-CoV-2 infections  
290 and transmission in a skilled nursing facility. *N Engl J Med.* **2020**; .
- 291 12. Wong J, Abdul Aziz ABZ, Chaw L, et al. High proportion of asymptomatic and  
292 presymptomatic COVID-19 infections in travelers and returning residents to Brunei.  
293 *J Travel Med.* **2020**; .
- 294 13. Hijnen D, Marzano AV, Eyerich K, et al. SARS-CoV-2 Transmission from  
295 Presymptomatic Meeting Attendee, Germany. *Emerg Infect Dis.* **2020**; .
- 296 14. COVID-19: What proportion are asymptomatic? - CEBM [Internet]. [cited 2020 Jun  
297 16]. Available from: [https://www.cebm.net/covid-19/covid-19-what-proportion-are-](https://www.cebm.net/covid-19/covid-19-what-proportion-are-asymptomatic/)  
298 [asymptomatic/](https://www.cebm.net/covid-19/covid-19-what-proportion-are-asymptomatic/)
- 299 15. Ministerio de Sanidad C. Estudio Nacional de sero-Epidemiología de la Infección  
300 por SARS-CoV-2 en España (ENE-Covid). Informe PRELIMINAR tras la primera  
301 ronda (13/05/2020). Gob España. **2020**; (May 13).
- 302 16. Forster P, Forster L, Renfrew C, Forster M. Phylogenetic network analysis of SARS-  
303 CoV-2 genomes. *Proc Natl Acad Sci U S A.* **2020**; .
- 304 17. Zhou X, Li Y, Li T, Zhang W. Follow-up of asymptomatic patients with SARS-  
305 CoV-2 infection. *Clin. Microbiol. Infect.* 2020.

- 306 18. Yang R, Gui X, Xiong Y. Comparison of Clinical Characteristics of Patients with  
307 Asymptomatic vs Symptomatic Coronavirus Disease 2019 in Wuhan, China. *JAMA*  
308 *Netw open.* **2020**; .
- 309 19. Márquez EJ, Trowbridge J, Kuchel GA, Banchereau J, Ucar D. The lethal sex gap:  
310 COVID-19. *Immun Ageing* [Internet]. **2020**; 17(1):13. Available from:  
311 <https://doi.org/10.1186/s12979-020-00183-z>
- 312 20. Koh D. Occupational risks for COVID-19 infection. *Occup Med (Chic Ill)* [Internet].  
313 **2020**; 70(1):3–5. Available from: <https://doi.org/10.1093/occmed/kqaa036>
- 314 21. Tao Y, Cheng P, Chen W, et al. High Incidence of Asymptomatic SARS-CoV-2  
315 Infection, Chongqing, China. *SSRN Electron J.* **2020**; .
- 316 22. Nussbaumer-Streit B, Mayr V, Dobrescu Ai, et al. Quarantine alone or in  
317 combination with other public health measures to control COVID-19: a rapid  
318 review. *Cochrane Database Syst Rev* [Internet]. John Wiley & Sons, Ltd; **2020**; (4).  
319 Available from: <https://doi.org/10.1002/14651858.CD013574>
- 320 23. Nicola M, Alsafi Z, Sohrabi C, et al. The socio-economic implications of the  
321 coronavirus pandemic (COVID-19): A review. *Int J Surg* [Internet]. **2020**; 78:185–  
322 193. Available from:  
323 <http://www.sciencedirect.com/science/article/pii/S1743919120303162>
- 324 24. Kalleberg AL, Wachter TM von. The U.S. Labor Market During and After the Great  
325 Recession: Continuities and Transformations. *RSF Russell Sage Found J Soc Sci*  
326 [Internet]. Russell Sage Foundation; **2017**; 3(3):1–19. Available from:  
327 <http://www.jstor.org/stable/10.7758/rsf.2017.3.3.01>

- 328 25. Sutherland M, McKenney M, Elkbuli A. Gun violence during COVID-19 pandemic:  
329 Paradoxical trends in New York City, Chicago, Los Angeles and Baltimore. *Am. J.*  
330 *Emerg. Med.* 2020.
- 331 26. Gilbert M, Dewatripont M, Muraille E, Platteau JP, Goldman M. Preparing for a  
332 responsible lockdown exit strategy. *Nat. Med.* 2020.
- 333 27. World Health Organisation. Considerations in adjusting public health and social  
334 measures in the context of COVID-19. World Heal Organ [Internet]. **2020**;  
335 (April):1–7. Available from: <https://www.who.int/publications-detail/risk->
- 336 28. Prather KA, Wang CC, Schooley RT. Reducing transmission of SARS-CoV-2.  
337 *Science* (80- ). **2020**; .
- 338 29. Huff H V, Singh A. Asymptomatic transmission during the COVID-19 pandemic  
339 and implications for public health strategies. *Clin Infect Dis* [Internet]. **2020**; .  
340 Available from: <https://doi.org/10.1093/cid/ciaa654>
- 341 30. Gostic K, Gomez ACR, Mummah RO, Kucharski AJ, Lloyd-Smith JO. Estimated  
342 effectiveness of symptom and risk screening to prevent the spread of COVID-19.  
343 Franco E, Ferguson NM, McCaw JM, editors. *Elife* [Internet]. eLife Sciences  
344 Publications, Ltd; **2020**; 9:e55570. Available from:  
345 <https://doi.org/10.7554/eLife.55570>
- 346 31. Peto J, Alwan NA, Godfrey KM, et al. Universal weekly testing as the UK COVID-  
347 19 lockdown exit strategy. *Lancet.* 2020.
- 348 32. Mallapaty S. Will antibody tests for the coronavirus really change everything?  
349 *Nature.* **2020**; .



- 350 33. The race against COVID-19. *Nat. Nanotechnol.* 2020.
- 351 34. Mark K, Steel K, Stevenson J, et al. Coronavirus disease (COVID-19) community  
352 testing team in Scotland: A 14-day review, 6 to 20 February 2020. *Eurosurveillance.*  
353 2020.
- 354 35. Rosenthal PJ. The importance of diagnostic testing during a viral pandemic: Early  
355 lessons from novel coronavirus disease (CoVID-19). *Am. J. Trop. Med. Hyg.* 2020.
- 356 36. Woloshin S, Patel N, Kesselheim AS. False Negative Tests for SARS-CoV-2  
357 Infection — Challenges and Implications. *N Engl J Med.* 2020; .
- 358

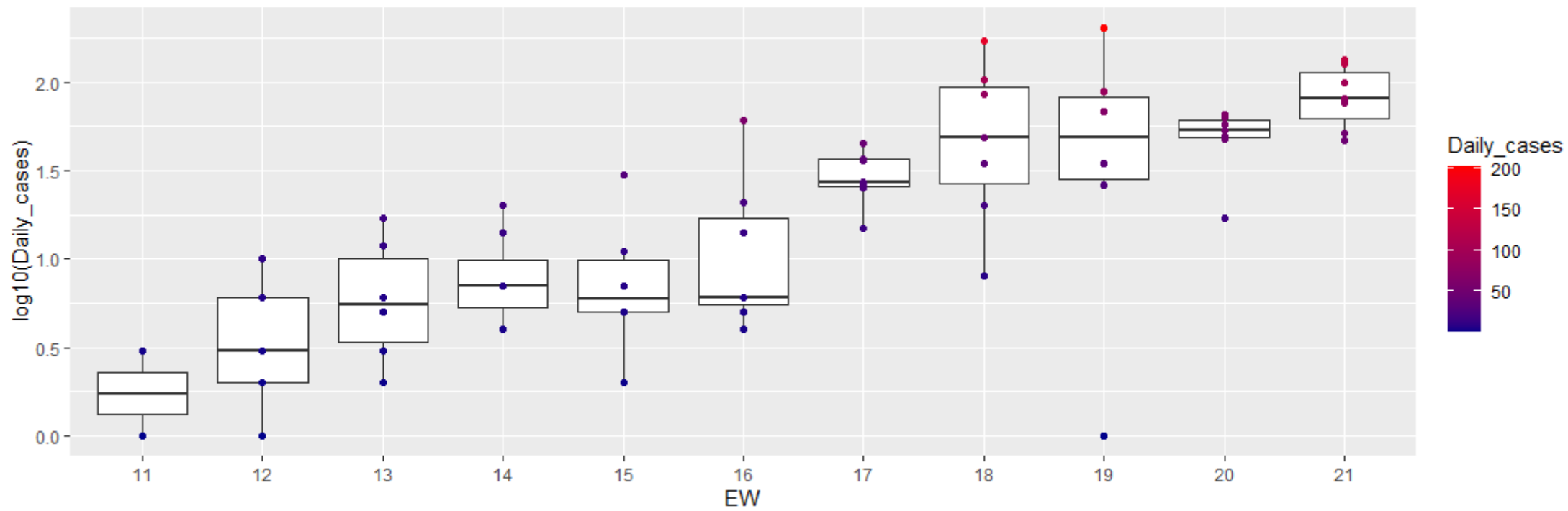
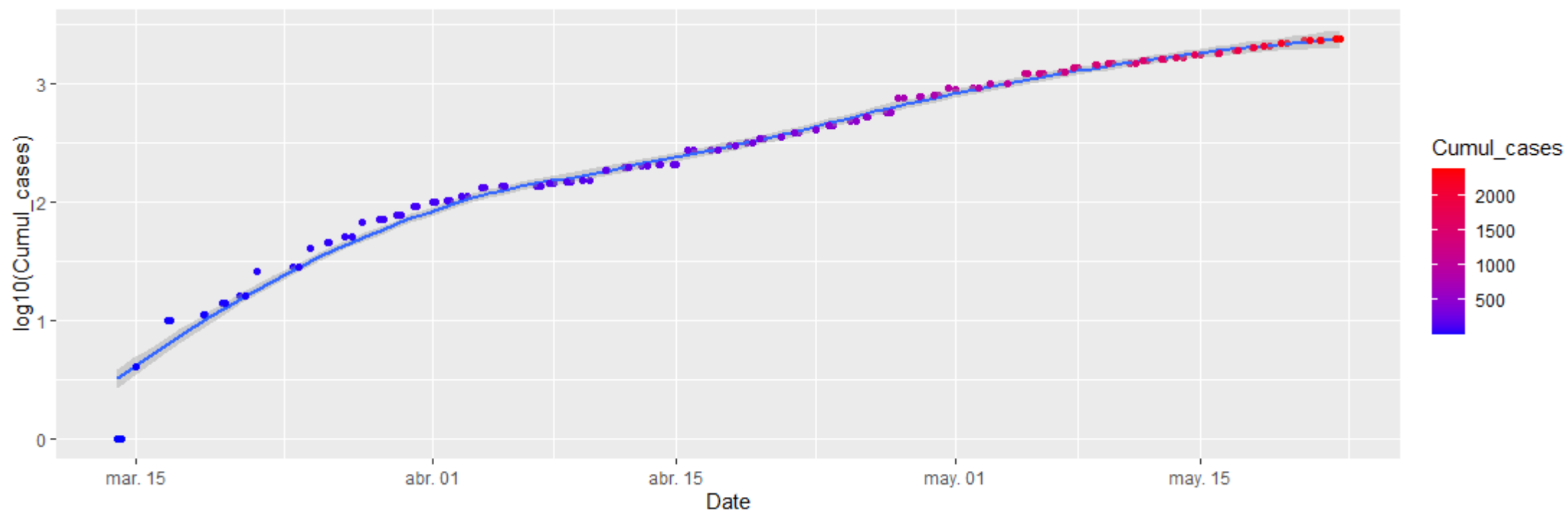
359 **Figure Legends**

360 **Figure 1. Daily accumulation and distribution of ACs by epidemiological week in**  
361 **Colombia.** The y-axis represents the number of daily ACs transformed into a base 10  
362 logarithm. In the bottom figure, each point represents the number of daily cases in each  
363 epidemiological week (EW). In both figures, the number of cases per day is located in  
364 points that increase in color intensity according to the occurrence of cases.

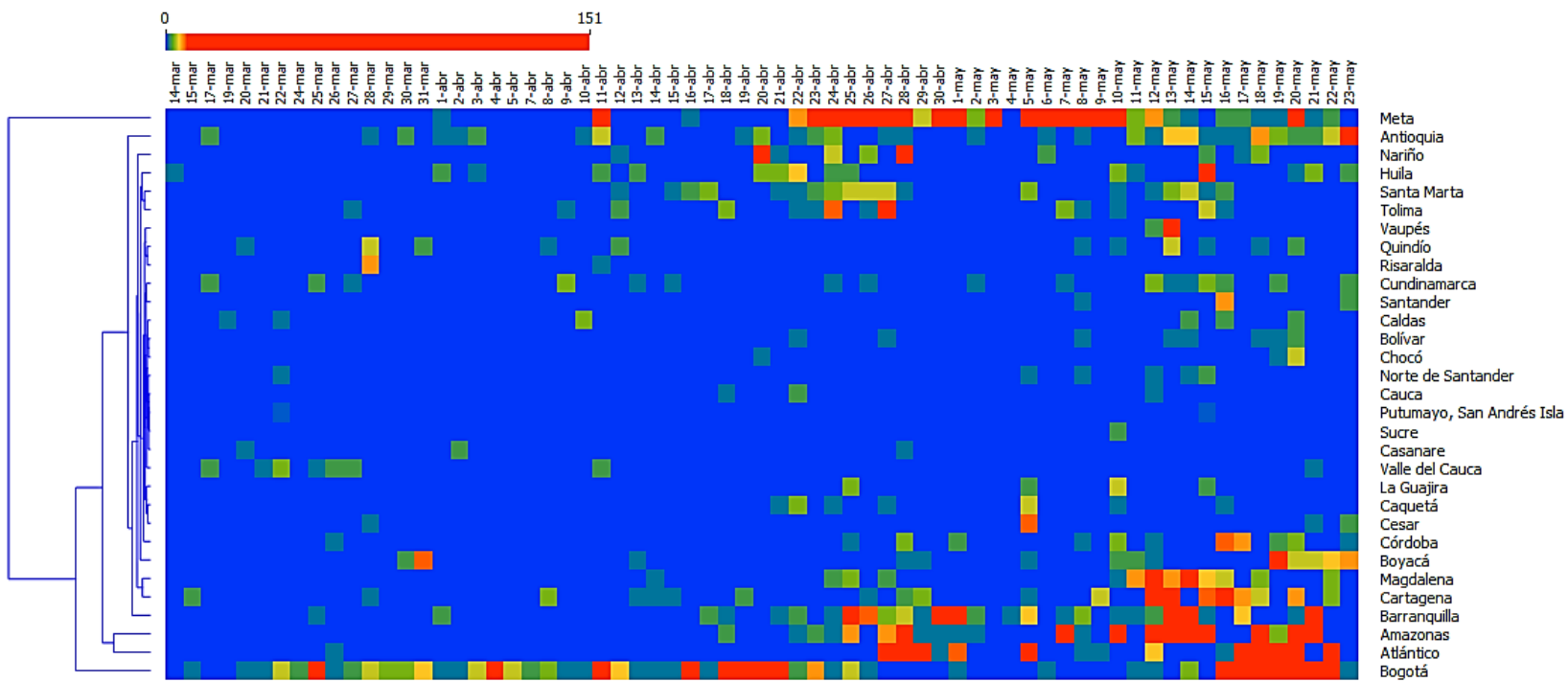
365 **Figure 2. Dynamics of daily reports of COVID-19 in Colombia by Department.**  
366 Heatmap showcasing the number of ACs (top) and symptomatic patients (bottom)  
367 diagnosed in every Colombian department until May 23rd, 2020.

368 **Figure 3. Origin and destination of imported asymptomatic and symptomatic cases.**  
369 The left and right figures, respectively, represent the country of origin and destination  
370 department of ACs and symptomatic patients. The thickness of the link tapes corresponds  
371 to the number of reported cases.

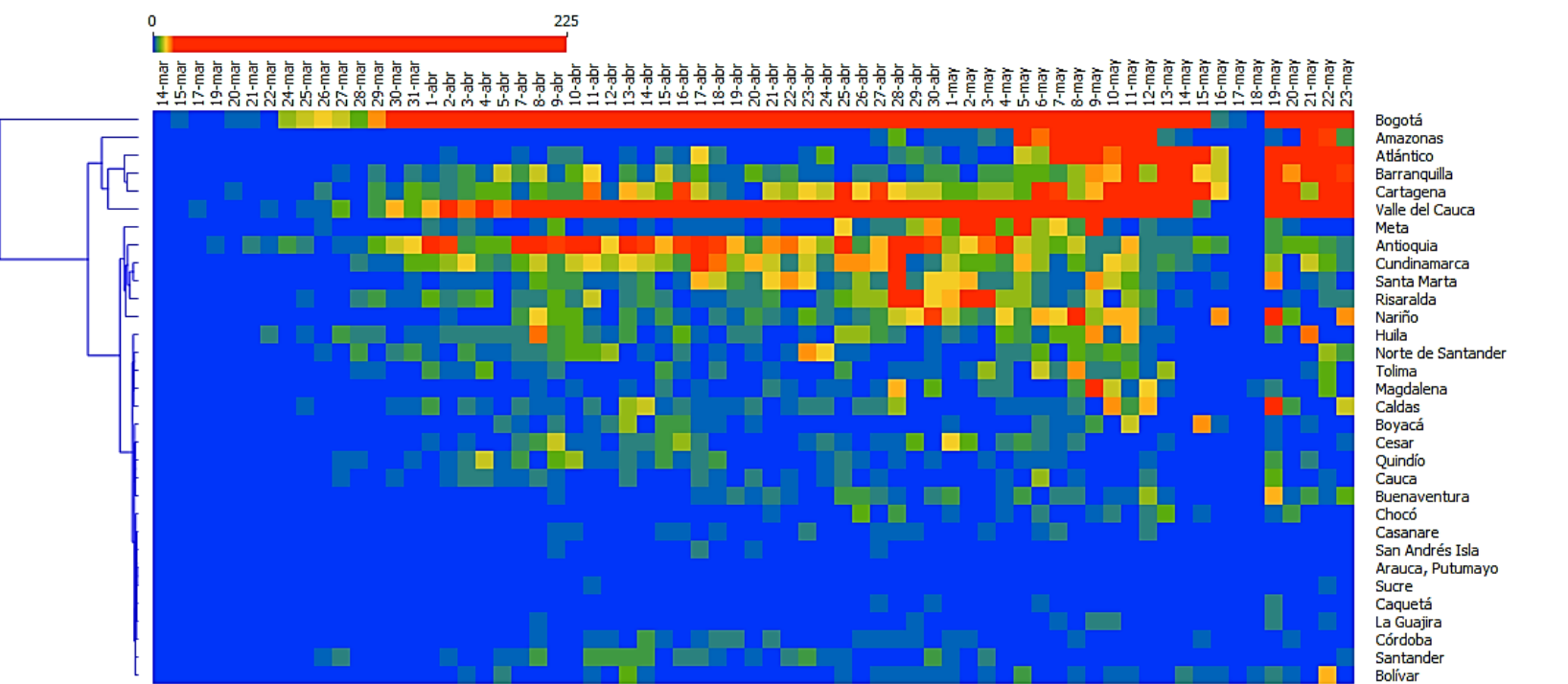
372 **Figure 4. Groups of countries and departments associated with AC state.** The left  
373 figure shows the group of countries associated with asymptomatic carrier (AC) state  
374 identified with positive values of the CCC-CA. The right figure shows departments  
375 grouped according to three intervals of CCC-CA: low association (CCC-CA: negative  
376 values), moderate association (CCC-CA: $> 0 - < 0.05$ ), and strong association (CCC-CA:  
377  $\geq 0.5$ ).

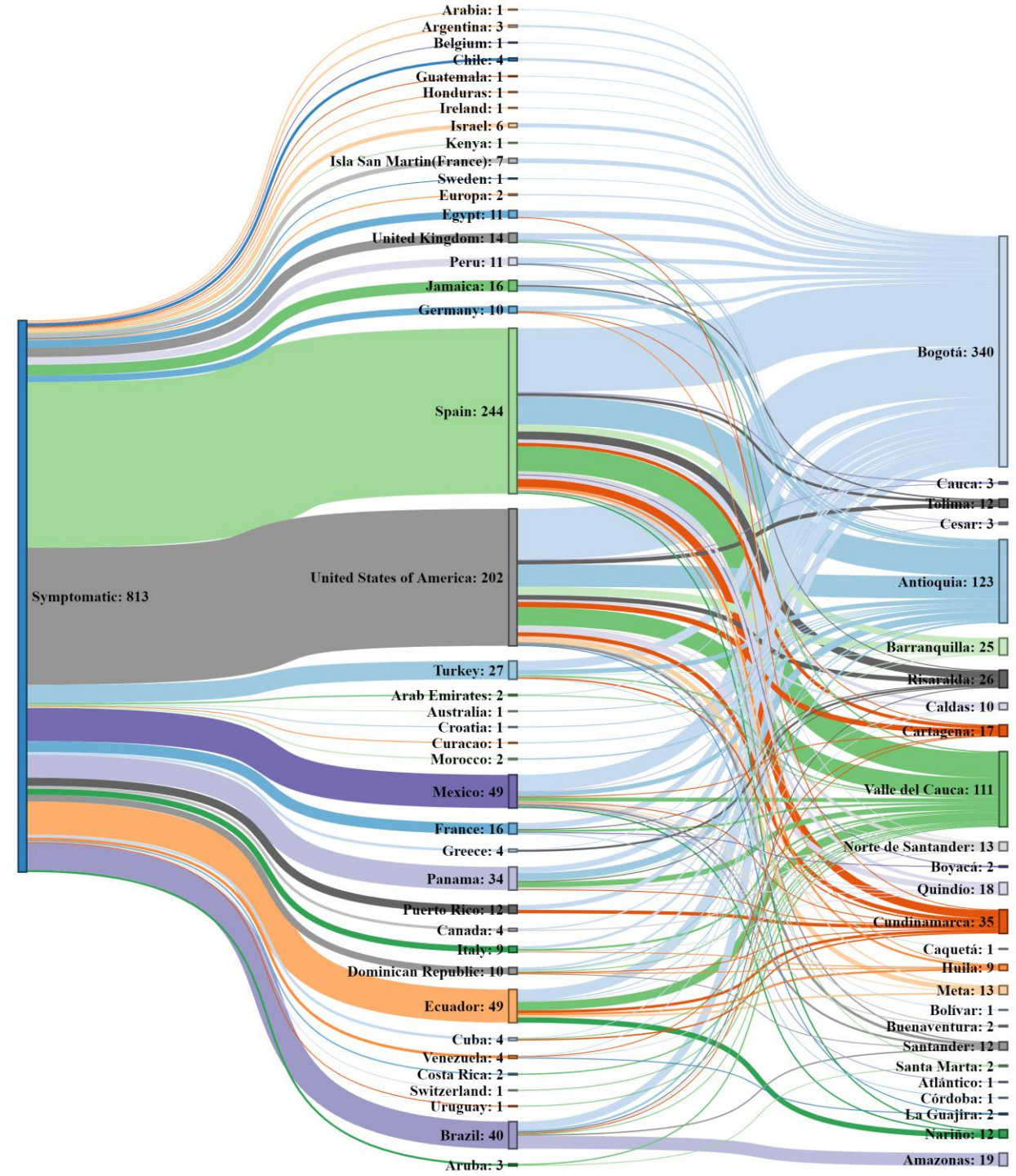
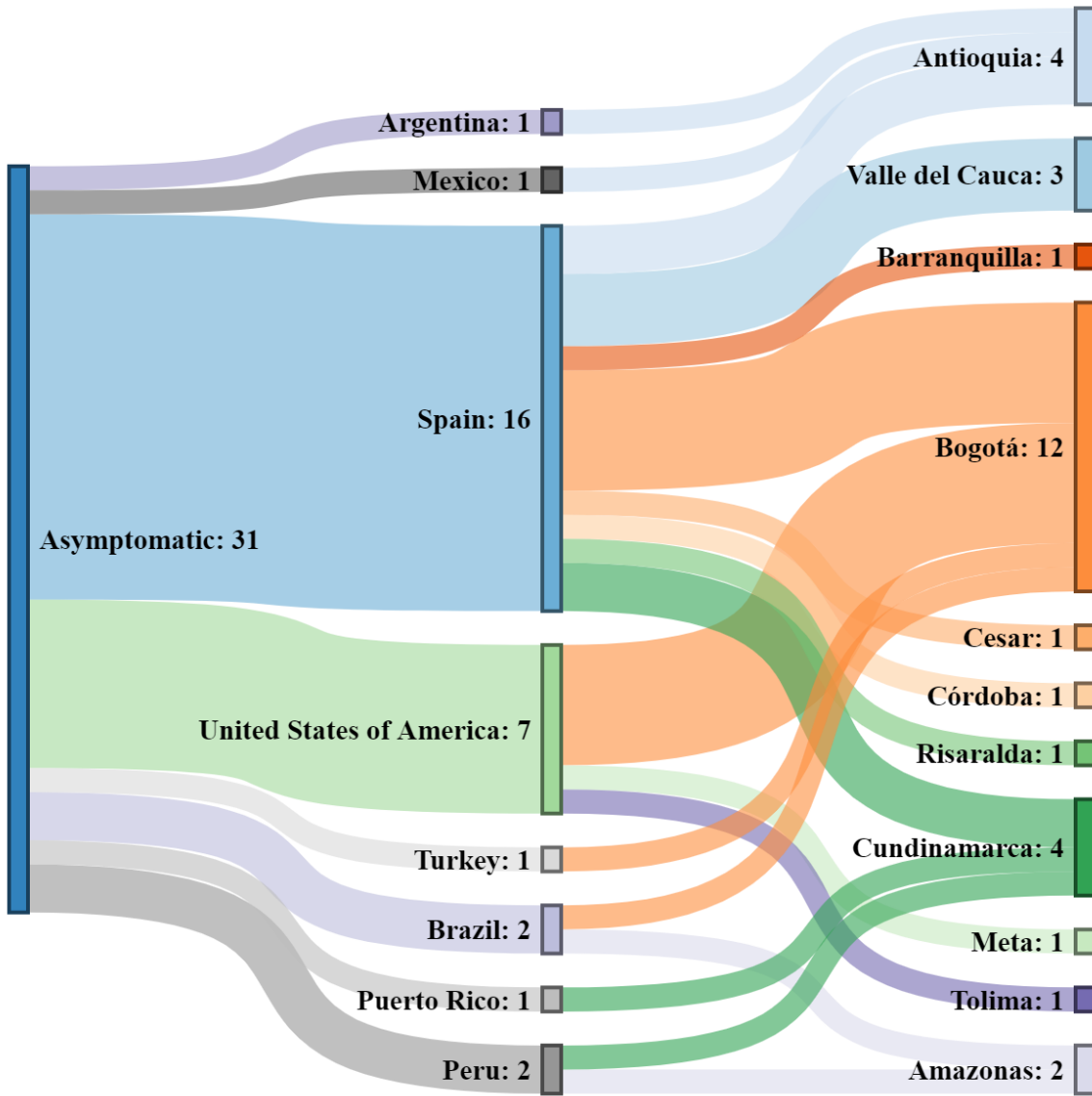


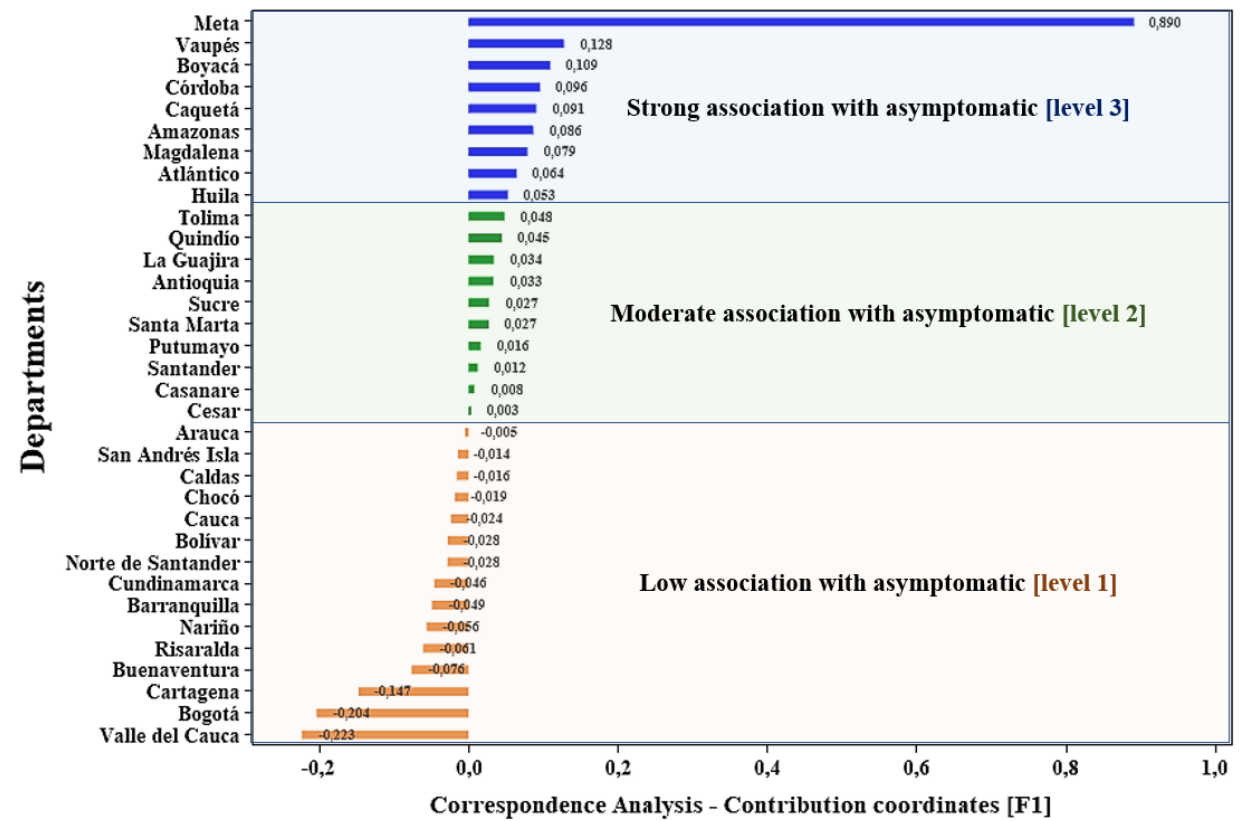
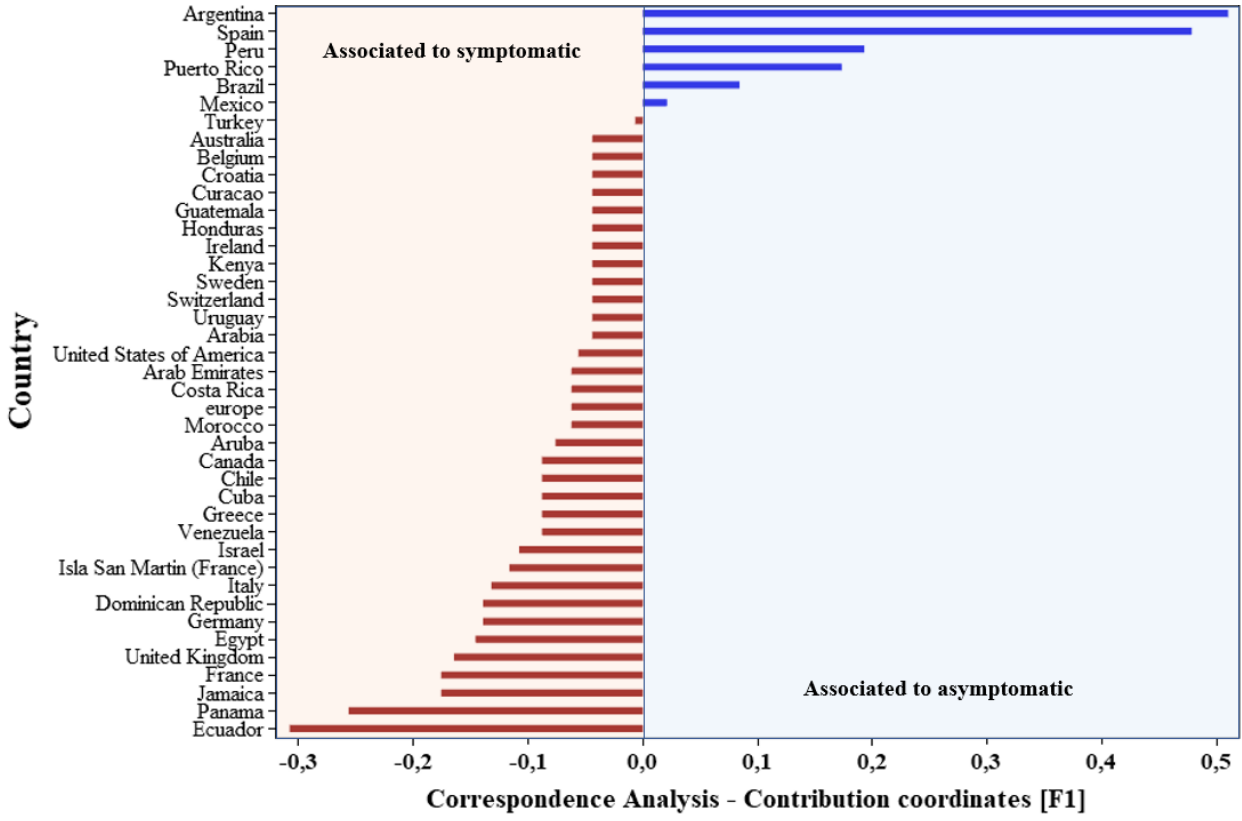
# Asymptomatics



# Symptomatics







**Table 1.** Sociodemographic characteristics of the asymptomatic and symptomatic patients

Variables	Asymptomatic	Symptomatic	p-value
	n: 2388	n: 17785	
<b>Age, years</b>	32 (24-44)	37 (26-53)	<0.001
<b>0-39</b>	1603 (67.1)	9655 (54.2)	<0.001
<b>≥40</b>	785 (32.8)	8130 (45.7)	<0.001
<b>Sex</b>			
<b>Male</b>	1208 (75.2)	6220 (53.7)	<0.001
<b>Female</b>	399 (24.8)	5359 (46.3)	<0.001
<b>Geographical source</b>			
<b>Related</b>	2357 (98.7)	16972 (95.4)	<0.001
<b>Imported</b>	31 (1.30)	813 (4.57)	<0.001
<b>Departments†</b>			
<b>Meta</b>	749 (31.3)	219 (1.23)	<0.001
<b>Bogotá</b>	437 (18.3)	65.4 (36.8)	<0.001
<b>Amazonas</b>	238 (9.97)	1150 (6.47)	<0.001
<b>Atlántico</b>	203 (8.50)	1068 (6.01)	<0.001
<b>Barranquilla</b>	117 (4.90)	1216 (6.84)	<0.001
<b>Imported cases</b>			
<b>Spain</b>	16 (51.6)	244 (30.0)	0.011
<b>USA</b>	7 (22.5)	202 (24.8)	0.774
<b>Brazil</b>	2 (6.45)	40 (4.92)	0.700
<b>Mexico</b>	2 (6.45)	49 (6.03)	0.922

<b>Argentina</b>	1 (3.23)	3 (0.37)	0.023
<b>Peru</b>	1 (3.23)	11 (1.35)	0.387
<b>Puerto Rico</b>	1 (3.23)	12 (1.48)	0.437
<b>Turkey</b>	1 (3.23)	27 (3.32)	0.977

---

†: cases that appeared spontaneously in Colombia, ††: top 5 of the departments with the highest frequency of AC.



**Table 2.** Factors associated with asymptomatic carrier (AC) state in Colombia

Variable	Interaction model		
	B	ORc (95%, CI)	p-value
<b>Intercept</b>	<b>-4.531</b>	-	<b>&lt;0.001</b>
<b>Age</b>			
>40 years	<b>Ref.</b>	-	-
0-39 years	0.451	1.569 (1.422-1.732)	<b>&lt;0.001</b>
<b>Sex</b>			
Female	<b>Ref.</b>	-	-
Male	-0.019	0.981 (0.850-1.132)	0.791
<b>Department</b>			
Low association [1]	<b>Ref.</b>	-	-
Moderate association [2]	0.210	1.234 (0.799-1.908)	0.344
Strong association [3]	1.130	3.095 (1.860-5.149)	<b>&lt;0.001</b>
<b>Geographical source</b>			
Imported CAS†	<b>Ref.</b>	-	-
Imported CA-AC††	1.225	3.405 (1.491-7.775)	<b>&lt;0.004</b>
Related cases†††	1.351	4.861 (1.885-7.910)	<b>&lt;0.001</b>
<b>EW</b>			
10-15 [1]	<b>Ref.</b>	-	-
16-17 [2]	0.657	1.410 (1.155-1.721)	<b>&lt;0.001</b>
18 [4]	0.418	1.519 (1.087-2.122)	<b>&lt;0.014</b>
19-21 [3]	-0.074	0.929 (0.758-1.138)	0.477
<b>Department [2] + Male</b>	0.363	1.438 (1.035-1.998)	<b>0.030</b>
<b>Department [3] + Male</b>	0.757	2.132 (1.723-2.638)	<b>&lt;0.001</b>

<b>EW [2] + Department [3]</b>	-1.052	0.349 (0.198-0.616)	<b>&lt;0.001</b>
<b>EW [3] + Department [2]</b>	1.474	4.368 (2.780-6.862)	<b>&lt;0.001</b>
<b>EW [4] + Department [2]</b>	1.219	3.385 (1.631-7.023)	<b>0.001</b>
<b>EW [4] + Department [3]</b>	1.414	4.673 (2.273-7.447)	<b>&lt;0.001</b>

---

†: CAS countries associated with symptomatic patients, ††: CA-AC countries associated with asymptomatic carriers (AC), †††: spontaneous cases, **EW**: epidemiological weeks.