


The effect of the COVID-19 induced lockdown on nutrition, health and lifestyle patterns among adults in Zimbabwe

Tonderayi M Matsungo^{1*} and Prosper Chopera¹

¹Department of Nutrition, Dietetics and Food Sciences, University of Zimbabwe, P O Box MP 167, Mt Pleasant, Harare, Zimbabwe

*Corresponding Author: Dr TM Matsungo. Email: tmatsungo@gmail.com

Authors' full names	ORCID 
Tonderayi Mathew Matsungo	https://orcid.org/0000-0001-9836-7780
Prosper Chopera	https://orcid.org/0000-0003-3824-2788

ABSTRACT

Background: The 2019 coronavirus disease (COVID-19) is a global public health nightmare resulting in lockdowns, associated diet and lifestyle changes and constraint public health delivery. **Objective:** To investigate the impacts of the COVID-19 induced lockdown in Zimbabwe on nutrition, physical activity and lifestyle patterns among Zimbabwean population aged ≥ 18 years. **Methods:** A cross-sectional online survey was conducted using a structured questionnaire to collect information on demographics (age, gender, place of residence, current employment), food system dimensions, diet and physical activity patterns, stress and anxiety, body image perceptions, lifestyle behaviours like smoking, alcohol intake, screen time, and ease of access to health services. The study obtained ethical clearance from the Medical Research Council of Zimbabwe (MRCZ/B/1920). **Results:** The majority of the participants were between the ages of 31-40 years, were female (63.0%) and had tertiary education (91.3%). The lockdown resulted in increase in food prices (94.8%) and decrease in availability of nutritious foods (64%). Most (62.5%) of the participants reported a reduction in their physical activity levels. The prevalence of Generalised Anxiety Disorder (GAD) was 40.4% and mostly affecting females [63.5%, $P=0.909$], 31-40 years age group (49.6%, $P=0.886$). Based on the BMI-based Silhouette Matching Test (BMI-SMT) 44.5% gained weight, 24.3% lost weight and 31.2% did not have weight change. The paired samples T test showed that there was a significant increase in perceived body weight ($P<0.001$). More than half (59.6%) reported having difficulties accessing drugs and medication and 37.8% growth monitoring services. **Conclusions:** The lockdown period was associated with increase in food prizes, decrease in dietary diversification, elevated stress, disrupted diet and consumption patterns. There was low levels of physical activity and perceived weight gained during the lockdown period. However, there are still lots on unknowns concerning the COVID-19 pandemic future studies with larger population are required.

Key words: COVID-19, lockdown, anxiety, virus, physical activity, Zimbabwe

What this paper adds?

- First diet and lifestyle survey in Zimbabwe documenting negative effects of lockdown on the urban elite on diets and lifestyles;
- The COVID-19 induced lockdown was associated with elevated anxiety, disruptions of food supply chains and consumption patterns;

- Most of the participants were less active and gained weight in the lockdown period, thus increasing the risk of overweight and obesity an emerging risk factor for severe COVID-19 complications.

INTRODUCTION

The World Health Organization (WHO) on March 11, 2020 declared the outbreak of the novel 2019 coronavirus disease (COVID-19) a global pandemic ¹. The pandemic started in Wuhan, China, in late December 2019, and has spread globally ². The WHO situation report 113, reported that as of 12 May 2020 globally there were 4 088 848 cases and 283 153 deaths due to COVID-19 ³. The situation report also showed that the highest cases were in the Americas (1 743 717) and Europe (1 755 790), while Africa had the lowest (46 829).

In order to contain the spread of the virus, national lockdowns characterised by restricted movement and social distancing “*Stay at Home*” have been the order of the day in many countries ^{4,5}. In Zimbabwe the government declared a state of national disaster in response to the COVID 19 pandemic on Friday 27 March 2020, this was followed by a nationwide lockdown on March 30 ⁶. Unfortunately this has also led to increased vulnerability to food insecurity especially among the urban poor and increased risk of overweight and obesity in the higher income classes ⁷. This is worrying considering that obesity is a risk factor for severe COVID-19 infection complications ⁸.

Therefore, maintaining healthy body weight and consumption of diverse and nutritious diet is recommended to mitigate COVID-19 infection via the immune boosting mechanism ^{9,10}. Individuals who eat a well-balanced diet tend to be healthier with stronger immune systems and lower risk of chronic illnesses and infectious diseases including COVID-19 ^{11,12}.

Although, the lockdown restrictions have their benefits in “flattening the curve” they also have potential downsides such as increased stress, reduced physical activity, limited availability and access to diverse nutritious foods and health services ^{13,14}. In addition, lockdown related stress and anxiety has potential to trigger compensatory hyperphagia “carbohydrate cravings” resulting in increased energy intake thus giving rise to a dangerous vicious cycle ^{11,15}. Unfortunately, this food craving is often associated with the increased risk of developing obesity and cardiovascular diseases and has also been linked with increased risk of more serious complications of COVID-19 ^{16,17}.

The COVID-19 induced lockdowns are normally characterised with restricted movements and disrupted food supply and accessibility in most settings. Specifically, the COVID-19 control measures and travel restrictions may compromise the ability to maintain physical activity and healthy lifestyles including reduced consumption of diverse and nutritious diets. Although not clearly understood, this can have implications on health and nutrition outcomes. Therefore, this study was designed to investigate the impacts of the COVID-19 induced lockdown in Zimbabwe on nutrition, physical activity and lifestyle patterns among adults in Zimbabwe.

METHODS

Study design, setting and participants

The nationwide descriptive cross-sectional study was carried by a nutrition team from the University of Zimbabwe, using a web-survey (SurveyMonkey, California, USA), from 11-25 May 2020. A short online questionnaire was administered with mostly multiple choice questions and some open end questions to capture additional observations. This was a rapid appraisal of the perceptions on COVID-19 lockdown on nutrition, health and lifestyle indicators among adults (≥ 18 years) from the 10 provinces of Zimbabwe. The survey link was disseminated through institutional and private social networks (WhatsApp, Twitter, Facebook), and institutional mailing lists.

Data collection and tools

A self-administered online questionnaire was developed to collect data on demographics, socio-economic factors, and to explore the impact of COVID-19 induced lockdown restrictions on food system dimensions, diet and physical activity patterns, stress and anxiety, body image perceptions, lifestyle behaviours like smoking, alcohol intake, screen time (TV/ Tablet/Phone/ Laptop), and ease of access to health services.

Diversified diets

Impact of lockdown on the consumption patterns for the following food groups was assessed; dark green leafy vegetables, other vitamin A rich fruits and vegetables, other vegetables, other fruits, meat and meat groups, cereal breads and tubers, pulses, legumes etc., nuts and seeds, dairy products, eggs ¹⁸.

Generalized anxiety disorder (GAD)

We used the validated Generalized Anxiety Disorder-7 (GAD-7) scale to assess respondent's anxiety symptoms ¹⁹. Seven questions assessed the frequency of anxiety symptoms over the

past two weeks on a 4-point Likert-scale ranging from 0 (never) to 3 (nearly every day) and the total score of GAD-7 ranged from 0 to 21, with increasing scores indicated a more severe functional impairments as a result of anxiety¹⁹. We adopted the cut-off (GAD total score of >9 points) previously used to define the presence of anxiety symptoms²⁰.

Body image perceptions

The 9 figural BMI-based Silhouette Matching Test (BMI-SMT) was used determine perceived anthropometry before and after lockdown²¹. The silhouettes are ranked from the thinnest to the heaviest body size and responses are recorded on a scale from 1 (thinnest) to 9 (heaviest). The Silhouette test was validated for use in populations of African descent^{21,22}. To assess respondents' perceived ideal body size, participants were asked to select a matching figure that best represents how they looked like before the lockdown and how they were looking like the time of the interview.

Data analysis

Data collected was entered and analysed using SPSS v 20 (IBM Inc. Armonk, NY). The Shapiro-Wilk test and data visualisations via Q-Q plots were used to test for normality of data. Continuous data was presented as mean \pm standard deviation (SD) while categorical data was presented as frequencies and percentages. Pearson's Chi-square was used to explore associations for categorical variables and continuous variables respectively. Paired samples T test was used to test for difference in means across continuous normally distributed variables. Level of significance was set at $P < 0.05$.

Ethics

The study was conducted based on the ethical principles of respect, justice and confidentiality summarised in the 2013 Declaration of Helsinki²³. The study obtained ethical clearance from the Medical Research Council of Zimbabwe (MRCZ/B/1920). Electronic informed consent was obtained from all participants prior to completing the survey.

RESULTS

Characteristics of participants

On the 25th of May 2020, the online-survey was stopped, and the collected data was analysed. In total 505 participants took part in the survey after 2 declined to participate. The majority of the participants were between the ages of 31-40 years, were female (63.0%) and had tertiary education (91.3%). Most of the participants were employed in the formal sector (73.9%), and

most were from Harare (60.5%). Almost all the participants (95.5%) said they did not receive government assistance during the lockdown period. Of those who did receive some form of assistance, 2.5% received food handouts and 2% received financial assistance (**Table 1**).

Table 1: Sociodemographic characteristics of the participants

Variable	n	%
<i>Age category (years)</i>		
18-30	117	26.0
31-40	216	48.1
41-49	69	15.4
50+	47	10.5
<i>Gender</i>		
Male	166	37.0
Female	283	63.0
<i>Highest education level attained</i>		
No formal education	2	0.4
Primary	0	0.0
O' level	26	5.8
A' Level	11	2.5
Tertiary	410	91.3
<i>Employment status</i>		
Not employed	37	8.2
Informal sector	51	11.4
Formal sector	332	73.9
Students	29	6.5
<i>Residence</i>		
Urban province	328	73.1
Rural province	121	26.9
<i>Lockdown support from government, NGOs, religious groups and or private sector</i>		
Yes	20	4.4
No	429	95.6
<i>If Yes, Specify:</i>		
Financial assistance	9	2.0
Food handouts	11	2.5
Grocery voucher	1	0.2
Not Applicable	428	95.3
No of people staying at home, median and IQR	4 (3:6)	

Notes: IQR = interquartile range, NGOs =Non-Governmental organisations

Lockdown and food access

Figure 1 shows that the lockdown resulted in glaring increases in food prices. This was reported by 94.8% of the study participants. In addition, 64% reported a decrease in availability of diverse and nutritious foods, whilst 43.9% mentioned that the quality of foods sold in their areas had decreased. These results show a disturbing picture where food security of most households appears to be compromised due to extortionate prices, availability of less

nutritious food choices with poor quality (possible safety concerns as well). Implications of lockdown on dietary diversity

The results show that 96.6% (n=490) of the participants reported that their diet and consumption patterns have changed during the COVID-19 induced lockdown. Concerning individual food groups, 57.8% of the participants stated that there was a decrease in consumption of 'other vitamin A rich fruits and vegetables' (**Figure 2**). There was also a decrease in the intake of 'other vegetables' (48.5%), 'other fruits' (64.9%), 'nuts and seeds' (45.0%), 'cereals breads and tubers' (41.1%), and 'dairy products' (44.9%). Interestingly, we observed an increase in consumption of 'dark green leafy vegetables' (33.72%). However, 'egg' consumption largely remained the same (41.8%), as well as 'meat and meat group' (46.2%). The reported consumption patterns are reflective of a disrupted food system and prevailing food access restrictions during the lockdown. Physical activity and lifestyle changes

Figure 3 shows that most (76.4%) of the participants reported to having increased stress and anxiety, while 89.1% reported increased screen time and 62.5% indicated that the lockdown resulted in reduction in their physical activity levels. Effect of Covid-19 on stress and anxiety levels

Concerning stress and anxiety participants mostly reported that they were psychologically affected by the COVID-19 pandemic and associated lockdown restrictions (**Figure 4**). Specifically, 97.1% of the respondents testified that COVID-19 pandemic and associated lockdown had increased their stress and anxiety levels.

The prevalence of GAD in this study was 40.4% and mostly affected females [63.5%, $P=0.909$], 31-40 years age group (49.6%, $P=0.886$) (**Table 2**). The lockdown had more pronounced impact on reduced physical activity among participants with GAD symptoms (71.5%, $P=0.030$). While smoking increased (55.2%, $P=0.133$), alcohol drinking decreased (54%, $P=0.898$) and screen time (TV, laptop, phone) increased (92.5%, $P=0.062$) among participants with GAD symptoms.

Table 2: GAD and selected participant characteristics

Variable	Total n (%)	GAD symptoms n (%)		¹ P- value
		No	Yes	
Age category, years				
18-30	91 (26.8)	52 (25.7)	39 (28.5)	0.886
31-40	167 (49.3)	99(49.0)	68 (49.6)	
41-49	47 (13.9)	30 (14.9)	17 (12.4)	
50+	34 (10.0)	21 (10.4)	13 (9.5)	
Sex				
Male	126 (37.2)	76 (37.6)	50 (36.5)	0.909
Female	213 (62.8)	126 (62.4)	87 (63.5)	
Highest education level attained				
Primary & below	16 (4.7)	8 (4.0)	8 (5.8)	0.718
O & A levels	9 (2.7)	5 (2.5)	4 (2.9)	
Tertiary	314 (92.6)	189 (93.6)	125 (91.2)	
Employment status				
Not employed	29 (8.6)	18 (8.9)	11 (8.0)	0.406
Informal sector	36 (10.6)	19 (9.4)	17 (12.4)	
Formal sector	252 (74.3)	155 (76.7)	97 (70.8)	
Students	22 (6.5)	10 (5.0)	12 (8.8)	
Residence				
Urban province	254 (74.9)	162 (80.2)	92 (67.2)	0.007*
Rural province	85 (25.1)	40 (19.8)	45 (32.8)	
Weight Change (Pre vs Post lockdown)				
Lost weight	82 (25.3)	42 (21.8)	40 (30.5)	0.143
Gained weight	148 (45.7)	89 (46.1)	59 (45.0)	
Weight did not change	94 (29.0)	62 (32.1)	32 (24.4)	

Notes: ¹P value based on Pearson's Chi-square test, *Significant at P<0.05.

The results show that those individuals that exhibited GAD symptoms had reduced intake of vitamin A rich fruits and vegetables (69.1%, P=0.005), other vegetables (58.8%, P=0.001), other fruits (80.1%, P<0.001), meat and meats (54.9%, P=0.001), cereals, bread and tubers (56.7%, P<0.001), pulses and legumes (55.9%, P<0.001), nuts and seeds (60.8%, P=0.006), milk and dairy (60.3%, P<0.001), eggs (42.2%, P<0.001) compared to their less anxious counterparts.

Body weight and image perceptions

Almost half (48%) thought they had gained weight, whilst 25.8% and 25.5% thought they had lost weight and weight did not change respectively. However, based on the 9 figural BMI-SMT to determine perceived anthropometry 44.5% gained weight, 24.3% lost weight and 31.2% did not have weight change. The average size before lockdown was 5.0 ± 1.6 compared to 5.2 ± 1.8 during lockdown. The paired samples T test showed that there was a significant increase in perceived body size when comparing pre and during lockdown body size ($P < 0.001$). Based on the BMI-SMT we found that highest perceived weight gain during the lockdown was in the age group 31-40 years (48.9%, $P = 0.568$), females (62.6%, $P = 0.062$), participants with tertiary qualifications (92.5%, $P = 0.533$), formal sector employees (75.3%, $P = 0.107$), individuals who did not have GAD symptoms (60.1%, $P = 0.143$).

Ease of Access to health services

Over half (59.9%) said drugs and medication were not easily available during lockdown compared to 19.8% who said the drugs and medication were still easily available. Over half (58.6%) said doctor's appointments and review visits were not easily available and 7.97% said appointments and review visits were still easily available. Concerning immunisation and growth monitoring 37.8% said this service was not easily available compared to 19% who mentioned that the services were still easily available. Concerning the same 59.9% this question did not apply to them (**Figure 5**).

DISCUSSION

In the present study, we provided for the first time data on the effect of the COVID-19 lockdown on nutrition, anxiety, physical activity and lifestyle patterns in Zimbabwe. However, there are still lots of unknowns concerning the COVID-19 pandemic that is still ongoing, thus our data need to be confirmed and investigated in future population studies.

The lockdown period was associated with increases in food prizes and decrease in dietary diversification. The increases in food prizes is reflective of the negative impact of COVID-19 and lockdowns on agriculture and food supply systems²⁴. This often results in artificial shortages and inflated prizes and compromising food security and access to healthy food options particularly on the vulnerable low income households. This is disturbing considering the importance of optimum nutrition for well-functioning immune system in these times of COVID-19²⁵. Therefore, increases in food prizes reduces access to diverse and nutritious foods, which ultimately makes it difficult for individuals to maintain thriving immune systems.

Healthy diets help to avoid deficiencies of the nutrients that play an essential role in immune cell triggering, interaction, differentiation, or functional expression ²⁶. Considering that there is currently no known cure, the Hippocrates 400BC philosophy of, “let thy food be thy medicine” is vindicated as consumption of varied and nutritious foods will guarantee a healthy immune system ²⁷.

Unfortunately, the effect of COVID-19 pandemic on nutrition and dietary intake goes beyond the individual and the community to reach national and global levels ²⁶. Therefore, there are crucial policy implications for national governments centred around the need to stop the spread of COVID-19 using lockdowns and on the other side the glaring need to prevent and deal with the negative impacts of such policy decisions on food security and livelihoods. According to Siche (2020), the COVID-19 pandemic food demand and thus food security are greatly affected due to mobility restrictions, reduced purchasing power, and with a greater impact on the most vulnerable population groups. It remains the responsibility of the governments to create a supportive policy environment to enhance the physical and mental health of individuals in the context of COVID-19 pandemic, without also neglecting the potential risk of “lockdown associated obesity” during lockdowns. Naja and Hamadeh (2020) gave recommendations on how to provide nutrition demands in the context of COVID-19 utilising a multi-level framework for action adapted from the ecological model of health behaviour. There are economic arguments that prolonged lockdown are not sustainable in the long run, as this will lead to economic slump that ultimately creates negative health consequences “poverty-infection complex”, which create more non-COVID-19-related deaths than confinement would save from this disease ²⁸. Governments are encouraged to make evidence and informed decisions to ensure responsible lockdown exit strategies.

The COVID-19 induced lockdown has resulted in and disruptions in consumption patterns (96.6%) and elevated anxiety levels (40.4%) Regarding the implications of lockdown on diet and consumption patterns there was an overall, trend of reduced intake of fruits and vegetables except for ‘dark green leafy vegetables’. This decrease, is disturbing considering that WHO recommends an average consumption of 400 gr of fresh fruits and vegetables per day will boost the immune system. Therefore, the observed increase in consumption of dark leafy vegetables is commendable and reflects the utilisation of home or backyard nutrition gardens, that are common in most households in Zimbabwe ²⁹.

In this current study, the prevalence of GAD was 40.4% and mostly affecting females and the 31-40 years age group. Hence the finding that carbohydrate intake also decreased is surprising, considering that we expected this to increase due to the stress and sugar cravings in stressful lockdown conditions ¹⁶. The current findings reveal that among participants with GAD symptoms, there was reduced physical activity and alcohol intake, while an increase in smoking and screen time (TV, laptop, and phone). In addition, continuously hearing or reading about the COVID-19 can be stressful and can lead towards overeating, mostly sugary foods “*comfort foods*” ³⁰.

With respect to physical activity we observed that most of the participants were less active and gained weight in the lockdown period, thus increasing the risk of overweight and obesity. The perceived weight gain by participants was higher in females ($P=0.062$), participants with tertiary qualifications ($P=0.533$), formal sector employees ($P=0.107$). These results paint a picture of the dangers of obesity associated severe COVID-19 complications in typical formally employed persons with a tertiary qualification. Considering that there is growing evidence showing that obesity is key risk factor in this crisis ⁸, it is strongly recommended that individuals should reduce the consumption of energy dense “junk” food which predisposes to weight gain and susceptibility to COVID-19 ³¹. Thus, studies to investigate the impact of consumption of unhealthy diets and low physical activity and anxiety on the susceptibility to COVID-19 and recovery are warranted.

We reported reduction in access to medical doctors (58.6%) said, drugs (59.9%), immunisations and growth monitoring (37.8%) during the lockdown period. This has negative long-term implications as individuals will develop reluctance to access preventative health services. In addition, disruptions in drug supply chains is likely associated defaulters on immunisations schedules among children and this may lead to future fatal outbreaks of preventable diseases such as measles polio and diphtheria ³².

Limitations

The main limitation of the present study is that we utilised an online and self-reported questionnaire with completion rate of 76%, thus missing values on some variables. Although our survey had respondents from all the 10 provinces of Zimbabwe, online surveys tend to be restricted to individuals with access to internet with potential under representation of people from lower socio economic groups, rural settings. However, due to the lockdown restrictions on population based assessments the online survey remains useful avenue for a rapid

assessment. It's crucial that this rapid assessments went on at the most critical period of the epidemic in Zimbabwe, to inform program and policy decisions. Interestingly, evidence is gathering indicating that web based surveys are equivalent to conventional face to face interviews ^{33,34}.

CONCLUSIONS

The lockdown period was associated with increases in food prizes and decrease in dietary diversification. In addition, the COVID-19 induced lockdown has resulted in disrupted consumption patterns and elevated anxiety levels. Participants indicated that their physical activity levels decreased and perceived weight gain in the lockdown period, thus increasing the risk of overweight and obesity. However, there is need for future larger population studies incorporating participants of different socio economic status for more definite conclusions.

Acknowledgements.

Firstly we are very grateful to the respondents for accepting to join our rapid appraisal and for sharing their perspectives and insights into perceived effects of the COVID-19 in their communities. Great thank you to Ms Tavonga Muderredzwa for assistance in setting up the online poll.

Contributors.

All authors participated in the design and conceptualisation of the project, data analysis and interpretation and writing of the manuscript. All authors read and approved the final manuscript.

Funding.

No external funding was received.

Competing interests.

All authors declare no competing interests.

Patient consent for publication.

Not required.

Consent for publication.

No previously published material has been used in this study.

Data availability statement.

The anonymised datasets used and/or analysed during the current study are available from the corresponding author on reasonable request. Please email: tmatsungo@gmail.com for data requests.

FIGURE LEGENDS

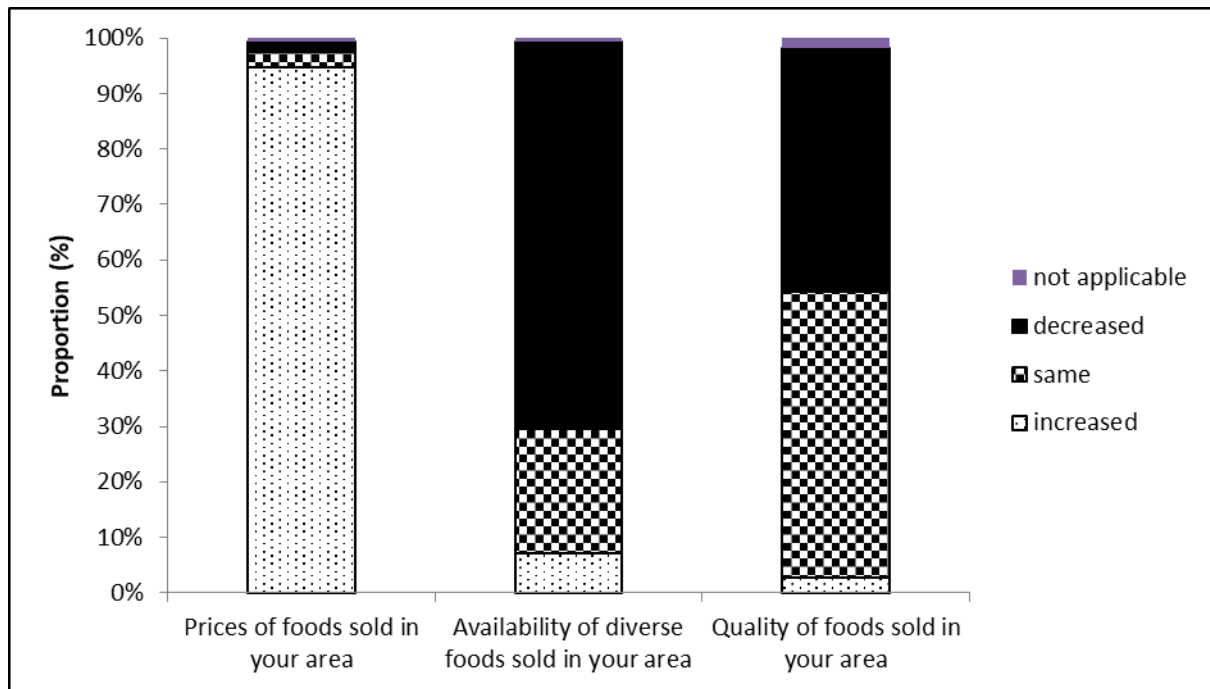


Figure 1: Effect of COVID-19 induced lockdown on food prices, availability and diversity (n=438)

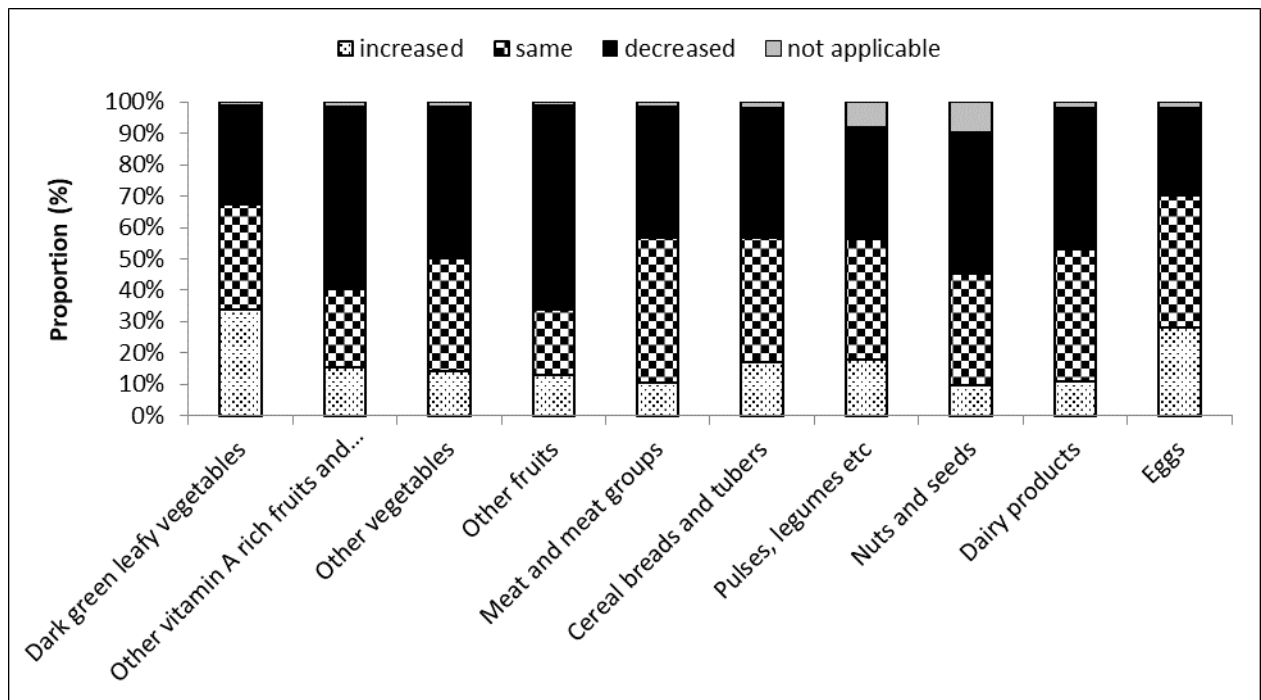


Figure 2: Effect of COVID-19 induced lockdown on consumption of various food groups (n=427)

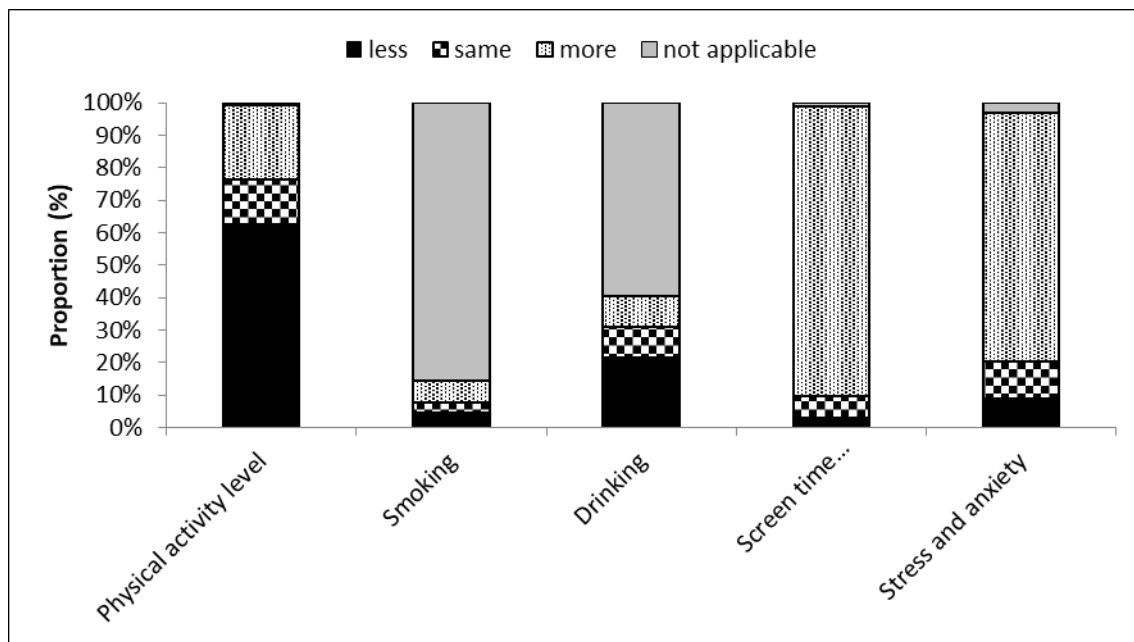


Figure 3: Physical activity and selected lifestyle indicators during the lockdown (n=421)

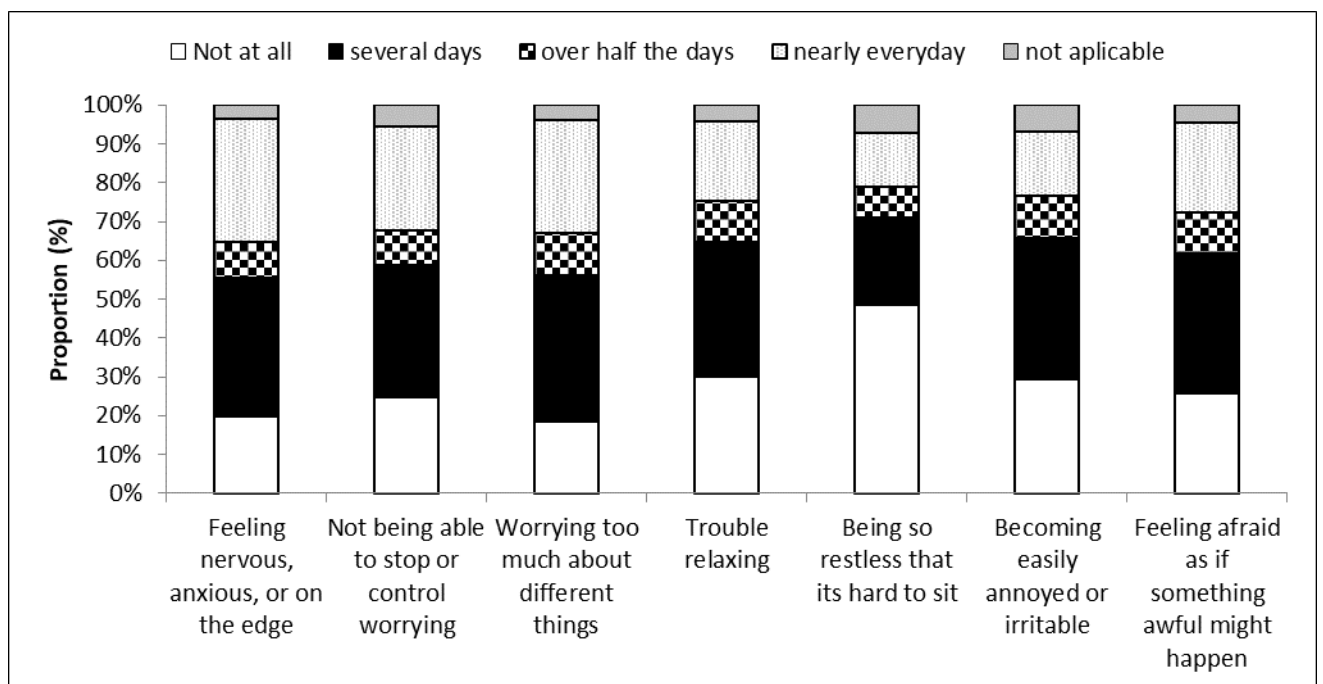


Figure 4: Stress and anxiety during COVID-19 induced lockdown (n=409)

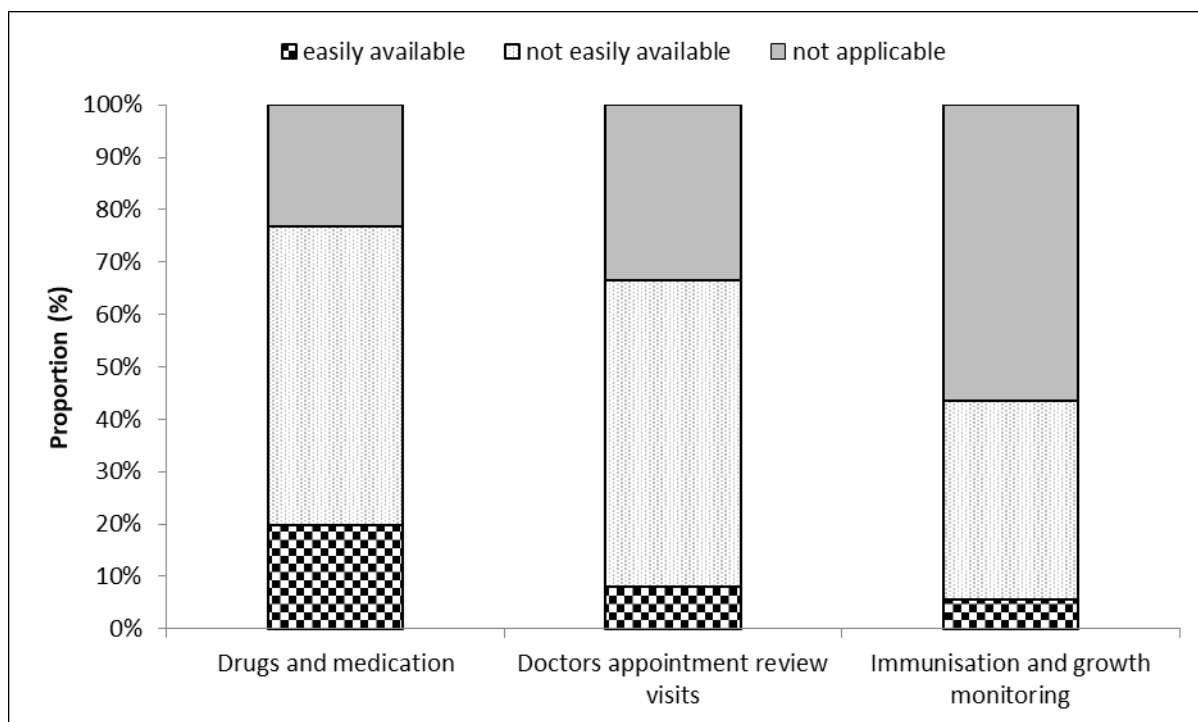


Figure 5: Availability of medication and access to selected health services during lockdown (n=390)

REFERENCES

- 1 Ghebreyesus TA. WHO Director-General’s opening remarks at the media briefing on COVID-19-11 March 2020. *World Heal Organ* <https://www.who.int/dg/speeches/detail/who-director-general-s-opening-remarks-atthe-media-briefing-on-covid-19---11-march-2020> 2020.
- 2 Wang C, Horby PW, Hayden FG, *et al.* A novel coronavirus outbreak of global health concern. *Lancet* 2020;**395**:470–3.
- 3 WHO. Coronavirus disease (COVID-19) Situation Report – 113. Geneva, Switzerland: 2020. https://www.who.int/docs/default-source/coronaviruse/situation-reports/20200512-covid-19-sitrep-113.pdf?sfvrsn=feac3b6d_2
- 4 YAP JC-H, ANG IYH, TAN SHX, *et al.* COVID-19 Science Report: Social Distancing & Lockdowns. 2020.
- 5 Sarwal R, Sarwal T. Mitigating COVID-19 With Lockdowns: A Possible Exit Strategy. *Available SSRN 3563538* 2020.
- 6 Herald. BREAKING: 21 days lockdown to start Monday. *Her. Newsp.* 2020.<https://www.herald.co.zw/breaking-21-days-lockdown-to-start-monday/>
- 7 Rundle AG, Park Y, Herbstman JB, *et al.* COVID-19–Related School Closings and Risk of Weight Gain Among Children. *Obesity* 2020.
- 8 Sattar N, McInnes IB, McMurray JJ V. Obesity a risk factor for severe COVID-19 infection: multiple potential mechanisms. *Circulation* 2020.
- 9 WHO. Nutrition advice for adults during the COVID-19 outbreak. 2020.<http://www.emro.who.int/nutrition/nutrition-infocus/nutrition-advice-for-adults-during-the-covid-19-outbreak.html> (accessed 13 May 2020).
- 10 Restrepo M. Health Status and the Role of Nutrition on SARS-CoV/Covid-19. 2020.<https://nakedfoodmagazine.com/health-status-covid-19/>
- 11 Muscogiuri G, Barrea L, Savastano S, *et al.* Nutritional recommendations for CoVID-19 quarantine. *Eur J Clin Nutr* 2020;:1–2.
- 12 Shi Y, Wang Y, Shao C, *et al.* COVID-19 infection: the perspectives on immune

- responses. 2020.
- 13 Hobbs JE. Food supply chains during the COVID-19 pandemic. *Can J Agric Econ Can d'agroeconomie* 2020.
 - 14 Galanakis CM. The Food Systems in the Era of the Coronavirus (COVID-19) Pandemic Crisis. *Foods* 2020;**9**:523.
 - 15 Razzoli M, Pearson C, Crow S, *et al.* Stress, overeating, and obesity: Insights from human studies and preclinical models. *Neurosci Biobehav Rev* 2017;**76**:154–62.
 - 16 Wu C, Chen X, Cai Y, *et al.* Risk factors associated with acute respiratory distress syndrome and death in patients with coronavirus disease 2019 pneumonia in Wuhan, China. *JAMA Intern Med* 2020.
 - 17 Muscogiuri G, Pugliese G, Barrea L, *et al.* Cometary: Obesity: The “Achilles heel” for COVID-19? *Metab Exp* 2020;**108**.
 - 18 Swindale A, Bilinsky P. Household dietary diversity score (HDDS) for measurement of household food access: indicator guide. *Washington, DC Food Nutr Tech Assist Proj Acad Educ Dev* 2006.
 - 19 Spitzer RL, Kroenke K, Williams JBW, *et al.* A brief measure for assessing generalized anxiety disorder: the GAD-7. *Arch Intern Med* 2006;**166**:1092–7.
 - 20 Wang Y., Chen R. ZL. Reliability and validity of generalized anxiety scale-7 in inpatients in Chinese general hospital. *J Clin Psychiatr* 2018;**28**:168–71.
doi:10.3969/j.issn.1005-3220.2018.03.007
 - 21 Pulvers KM, Lee RE, Kaur H, *et al.* Development of a culturally relevant body image instrument among urban African Americans. *Obes Res* 2004;**12**:1641–51.
 - 22 Yepes M, Viswanathan B, Bovet P, *et al.* Validity of silhouette showcards as a measure of body size and obesity in a population in the African region: A practical research tool for general-purpose surveys. *Popul Health Metr* 2015;**13**:35.
 - 23 WMA. WMA Declaration of Helsinki-Ethical principles for medical research involving human subjects. 2013.
 - 24 Siche R. What is the impact of COVID-19 disease on agriculture? *Sci Agropecu*

- 2020;**11**:3–6.
- 25 Butler MJ, Barrientos RM. The impact of nutrition on COVID-19 susceptibility and long-term consequences. *Brain Behav Immun* 2020.
- 26 Naja F, Hamadeh R. Nutrition amid the COVID-19 pandemic: a multi-level framework for action. *Eur J Clin Nutr* 2020;:1–5.
- 27 Jayawardena R, Sooriyaarachchi P, Chourdakis M, *et al.* Enhancing immunity in viral infections, with special emphasis on COVID-19: A review. *Diabetes Metab Syndr Clin Res Rev* 2020.
- 28 Gilbert M, Dewatripont M, Muraille E, *et al.* Preparing for a responsible lockdown exit strategy. *Nat Med* 2020;**26**:643–4.
- 29 Mutambara J, Satambara T, Masvongo J. Impacts of Nutritional Gardens on Health of Communal Households; A Case Study of Nyanga North District. *Greener J Agric Sci* 2013;**3**:579–84.
- 30 Yılmaz C, Gökmen V. Neuroactive compounds in foods: Occurrence, mechanism and potential health effects. *Food Res Int* 2020;**128**:108744.
- 31 De Lorenzo A, Romano L, Di Renzo L, *et al.* Obesity: a preventable, treatable, but relapsing disease. *Nutrition* 2020;**71**:110615.
- 32 Nelson R. COVID-19 disrupts vaccine delivery. *Lancet Infect Dis* 2020;**20**:546.
- 33 Van Gelder MMHJ, Bretveld RW, Roeleveld N. Web-based questionnaires: the future in epidemiology? *Am J Epidemiol* 2010;**172**:1292–8.
- 34 Ekman A, Dickman PW, Klint Å, *et al.* Feasibility of using web-based questionnaires in large population-based epidemiological studies. *Eur J Epidemiol* 2006;**21**:103–11.