

Prevalence and risk factors associated with Anxiety Symptoms and Disorders Among Chronic Kidney Disease patients – A Systematic Review and Meta-analysis of studies

Authors

Caleb Weihao HUANG^{*1}, Poh Hui WEE¹, Lian Leng LOW^{2,3,4,5}, Ying Leng Agnes KOONG^{1,3,6}, Htay HTAY⁷, Qiao FAN⁸, Wai Yin Marjorie FOO⁷, Jun Jie Benjamin SENG^{*,‡,1,5}

‡ Corresponding author

* Authors contributed equally to this work

Affiliations

1. Duke-NUS Medical School, Singapore, 8 College Road, Singapore 169857
2. Department of Family Medicine and Continuing Care, Singapore General Hospital, Singapore, Outram Rd, Singapore 169608
3. SingHealth Duke-NUS Family Medicine Academic Clinical Program, Outram Rd, Singapore 169608
4. Outram Community Hospital, SingHealth Community Hospitals, 10 Hospital Boulevard, Singapore 168582
5. SingHealth Regional Health System PULSES Centre, Singapore Health Services, Singapore, Outram Rd, Singapore 169608
6. Marine Parade Polyclinics, SingHealth Polyclinics, 80 Marine Parade Central, Singapore 440080
7. Department of Renal Medicine, Singapore General Hospital, Outram Rd, Singapore 169608
8. Center for Quantitative Medicine, Duke-NUS Medical School, 8 College Road, Singapore 169857

Details of authors:

Name: Caleb Weihao HUANG (Dr)

Highest academic qualification: PhD

ORCID ID: 0000-0002-9830-8817

Email: e0218098@u.duke.nus.edu

Institutional Address: Duke-NUS Medical School, 8 College Road, 169857

Name: Poh Hui WEE (Ms)

Highest academic qualification: BSc (Hons)

ORCID ID: 0000-0002-3813-9310

Email: wee.pohhui@u.duke.nus.edu

Institutional Address: Duke-NUS Medical School, 8 College Road, 169857

Name: Lian Leng LOW (A/Prof)

Highest academic qualification: Fellow , College of Family Physician Singapore (FCFP)

ORCID ID: 0000-0003-4228-2862

Email: low.lian.leng@singhealth.com.sg

Institutional address: Department of Family Medicine and Continuing Care, Singapore General Hospital, Outram Rd, Singapore 169608

Name: Ying Leng Agnes KOONG (Dr)

Highest academic qualification: Fellow , College of Family Physician Singapore (FCFP)

ORCID ID: 0000-0002-5968-1918

Email: agnes.koong@singhealth.com.sg

Institutional address: Marine Parade Polyclinics, Singhealth Polyclinics, 80 Marine Parade Central, Singapore 440080

Name: Htay HTAY (Dr)

Highest academic qualification: MBBS, FRCP (UK)

ORCID ID: 0000-0001-6597-7267

Email: htay.htay@singhealth.com.sg

Institutional Address: Department of Renal Medicine, Singapore General Hospital, Outram Rd, Singapore 169608

Name: Qiao FAN (Dr)

Highest academic qualification: PhD

ORCID ID: Not available

Email: qiao.fan@duke-nus.edu.sg

Institutional address: Center for Quantitative Medicine, Duke-NUS Medical School, 8 College Road, Singapore 169857

Name: Wai Yin Marjorie FOO (A/Prof)

Highest academic qualification: FRCP (Glas)

ORCID ID: 0000-0003-3604-8690

Email: marjorie.foo.w.y@singhealth.com.sg

Institutional Address: Department of Renal Medicine, Singapore General Hospital, Outram Rd, Singapore 169608

Name: Jun Jie Benjamin SENG (Mr)

Highest academic qualification: BSc (Pharmacy) (Hons)

ORCID ID: 0000-0002-3039-3816

Email: benjamin.seng@u.duke.nus.edu

Institutional Address: Duke-NUS Medical School, 8 College Road, 169857

Details of corresponding author

Name: Jun Jie Benjamin SENG (Mr)

Address: 8 College Road, Singapore 169857

Telephone: +65 6516 7666

Email: benjamin.seng@u.duke.nus.edu

Number of references: 98

Number of tables: 2

Number of figures: 5

Number of supplementary files: 3

Keywords: Anxiety; anxiety disorders; renal insufficiency, chronic; risk factors; epidemiology; renal dialysis; psychiatry

Abstract

Background:

Anxiety is associated with poor health outcomes among chronic kidney disease (CKD) patients. This review summarizes the prevalence and risk factors associated with anxiety symptoms and disorders among CKD patients.

Methods:

Articles evaluating the prevalence and risk factors associated with anxiety symptoms and disorders among CKD patients, as diagnosed via DSM 4th or 5th edition criteria, clinical interviews or validated questionnaires, were searched in Medline®, Embase®, PsychINFO® and CINAHL®. Using random-effects meta-analyses, prevalence of anxiety was estimated. A narrative review on the risk factors associated with anxiety was presented.

Results

From 4941 articles, 61 studies were included. Pooled prevalence of anxiety disorders (9 studies, n=1071) among CKD patients across studies was 18.9% while that of anxiety symptoms (52 studies, n=10,739) was 42.8%. Across continents, prevalence of anxiety symptoms was highest in Europe and Asia. Between pre-dialysis and dialysis patients, prevalence of anxiety symptoms was statistically comparable at 30.5% and 42.1% respectively. Most commonly studied risk factors associated with anxiety were female gender, increased age, concomitant depression, and increased comorbidities.

Conclusion

Given the high prevalence of anxiety disorders and symptoms, there is a need for developing clinical guidelines on anxiety screening among CKD patients, facilitating early identification of at-risk patients.

Introduction

Chronic kidney disease (CKD) is a prevalent public health problem which afflicts 11-13% of the world's population (1) and is associated with increased morbidity (2) and healthcare costs (3). As the disease progresses, CKD culminates in significant somatic symptoms, reduced health-related quality of life (HrQOL) and lifestyle limitations (4, 5). Unsurprisingly, CKD patients experience and suffer from significant psychological distress (6).

Anxiety is described as the feeling of fear, uncertainty, helplessness and apprehension that an individual encounters when anticipating a threatening situation (6). Conversely, pathological anxiety disorders differ from anxiety symptoms as they tend to be pervasive, span over a minimum of six months and have a propensity to worsen if left untreated. Anxiety disorders encompass a range of psychopathologies such as general anxiety disorder (GAD), panic disorder and social anxiety disorder (7). While there are multiple instruments validated for the assessment of anxiety such as the Hospital Anxiety Depression Scale (HADS), these symptoms are commonly overlooked in CKD patients as they may not display overt symptoms.

Anxiety has important implications on clinical and psychological outcomes among CKD patients. Across the spectrum of CKD ranging from pre-dialysis to end-stage renal disease (ESRD), anxiety symptoms have been consistently associated with significant impairments in patients' HrQOL (8-10) and non-adherence to medical treatment (11, 12). It has also been associated with increased morbidity and mortality in CKD patients. A study by Loosman et al. showed that pre-dialysis CKD patients with anxiety had a 60% higher risk of mortality, hospitalization, or requiring initiation of dialysis compared to patients without anxiety (13).

Notably, anxiety was highlighted as a key research area in the Kidney Disease: Improving Global Outcomes (KDIGO) Controversies Conference in Supportive Care (14). While multiple studies have evaluated the relationship between anxiety and CKD, the prevalence of anxiety varies widely due to inter-study differences in patient populations, instruments used and study designs. A review by Murtagh et al. estimated that 38% of ESRD patients experienced anxiety symptoms (15). However, anxiety only formed a small component of CKD-related symptoms investigated in this review, which was conducted in 2007. Other reviews in literature are limited to narrative summaries performed for anxiety in select CKD populations (e.g. hemodialysis patients) (16) or pertaining to the challenges and management of anxiety. Additionally, there are no reviews which have evaluated the prevalence of anxiety

disorders among CKD patients, to our best knowledge. To understand the unique needs of CKD patients with anxiety and guide future research priorities, summarizing the prevalence and risk factors associated with anxiety disorders and symptoms among adult CKD patients is essential. Hence, this review aims to summarize the prevalence and risk factors associated with anxiety symptoms and disorders among CKD patients.

Methodology

Search terms

We conducted a literature search for relevant articles in Medline®, Embase®, PsychINFO® and CINAHL®, in accordance to Preferred Reporting Items for Systematic Reviews and Meta-Analyses (PRISMA) checklist. The search terms used encompassed subtypes of anxiety disorders within the Diagnostic and Statistical Manual of Mental Disorders 4th edition (DSM-IV) or 5th edition (DSM-V), CKD related terms and anxiety symptoms. They were derived and adapted from systematic reviews which examined the prevalence of anxiety symptoms and disorders in other patient populations (17-19). The full search strategy is listed in Supplementary File 1. The literature review was current as of May 2020.

Review and inclusion of articles, and data extraction

The review and inclusion of articles were performed by two independent reviewers (CW Huang and PH Wee). All citations were evaluated initially for relevance by their title and abstract. Thereafter, the full-text articles of potentially relevant articles were retrieved and assessed. Discussion was made with a third independent reviewer (JJB Seng) to reach a consensus for all disagreements. Full-text, peer-reviewed, original articles published in English which examined the prevalence of anxiety disorders or symptoms in observational studies among adult CKD patients (age >18 years old), as assessed using the DSM-IV or DSM-V criteria in clinical interviews or validated anxiety rating scale questionnaires were included. Case reports, case series, unrelated systematic reviews, meta-analyses and studies involving kidney transplant patients were excluded. For studies that had multiple papers examining anxiety using same patient dataset, only the study with the complete dataset was included to avoid duplication and skewing of results. Hand-searching within the reference lists of included articles was further performed to identify additional relevant articles.

Data were collected using a standardized data extraction form. Studies were segregated into those whose participants had clinically diagnosed anxiety disorders and those whose deemed to have anxiety symptoms based on anxiety rating instruments. Risk factors associated with anxiety symptoms and disorders were categorized into four main domains (patient-related, medical-condition related, therapy-related and psychosocial-related). In view of the limited number of studies which examined anxiety disorders, the risk factors analyses for anxiety disorders and symptoms were combined.

Quality assessment of studies

The Quality Assessment Tool for Observational, Cohort and Cross-Sectional Studies by National Health, Lung and Blood Institute was used to evaluate the methodological quality of studies (14). Articles were scored as low, moderate and high risk of bias by two independent reviewers (CW Huang and PH Wee) according to responses in the checklist. Should insufficient information permit scoring of an item, original authors of the study were contacted for clarification. If authors were not contactable, the item was rated as high risk of bias (20).

Statistical Analyses

Meta-analyses were performed using Stata software, version 14.0. To evaluate the pooled prevalence rate of anxiety symptoms and disorders, random-effects model was used due to heterogeneity of included studies. Heterogeneity across studies was evaluated using the I^2 statistic (21). Subgroup analyses were only performed for studies which examined anxiety symptoms due to small number of studies which evaluated the prevalence of anxiety disorders. The analyses were stratified by patient population (pre-dialysis, dialysis and both), continent of study, and type of anxiety instrument.

Results

Figure 1 shows the flowchart for the inclusion of articles. Of the 4941 citations retrieved, 61 studies were included in this review. Overall, the risk of bias was low in 42(68.9%) and moderate in 19 (31.1%) of the studies (Supplementary File 2). Majority of the study designs were cross-sectional in nature (n=51, 83.6%) while eight studies were prospective cohort studies (n=10, 16.4%).

Table 1 summarizes details of the patient populations and tools used for the assessment of anxiety within the included studies. Detailed information regarding each study is reported in Supplementary File 3.

Characteristics of patients in studies which examined anxiety disorders

A total of nine studies (14.8%) examined anxiety disorders among CKD patients (Table 1) (22-30). Five studies were conducted in Europe (n=3, 33.3%) (25-27) and North America (n=2, 22.2%) (22, 23), and the remainder in Asia (n=2, 22.2%) (28, 29) and Africa (n=2, 22.2%) (24, 30). The overall average patient age ranged from 37.6 to 63.1 years old (Table 1). All studies recruited ≤ 500 patients, of which 4 (44.4%) studies included ≤ 100 patients (22, 28-30). All studies included only dialysis patients while GAD was the most studied anxiety disorder (n=5, 55.6%). The Structured Clinical Interview for DSM-IV Axis I Disorders (SCID-I) was the most commonly used instrument for diagnosing anxiety disorders (n=3; 33.3%).

Characteristics of patients in studies which examined anxiety symptoms

Fifty-two (85.2%) studies evaluated anxiety symptoms (Table 1) (8, 10, 13, 31-80). Most studies were conducted in Asia (n=29, 55.8%) (8, 31, 33, 35-37, 40, 42, 44, 46, 49, 52, 54-56, 60-62, 64-66, 68, 69, 71-75), Europe (n=11, 21.2%) (10, 13, 32, 34, 38, 41, 50, 51, 59, 67, 77) and North America (n=5, 11.9%) (39, 43, 47, 48, 70). The overall average patient age ranged from 40.6 to 72.6 years old (Table 1). Nineteen studies (36.5%) included ≤ 100 patients (13, 32-34, 42, 44, 46, 50, 52, 53, 57, 59-61, 66, 70, 76, 78), while only 1 (2.0%) study recruited >1000 patients (35). Dialysis patients (n=44, 84.6%) was the most studied patient population while four studies included pre-dialysis patients (7.7%). The most frequently used instruments for assessing anxiety symptoms were the Hospital Anxiety and Depression Scale (HADS) (n=31, 59.6%) and Beck's Anxiety Inventory (BAI) (n=12, 23.1%).

Prevalence of anxiety disorders and symptoms among CKD patients

The pooled prevalence of anxiety disorders involving 1071 patients was 18.9% (95% CI: 10.6–27.2%) (Figure 2). Regarding anxiety symptoms, the pooled prevalence across studies involving 10,739 patients was 42.8% (36.3–49.3%) (Figure 3). Across continents, prevalence of anxiety symptoms was highest in Europe (49.1%, 95% CI: 31.7–66.4%), Asia (43.7%; 95% CI: 35.1–52.4%) and North America (42.8%, 95% CI: 29.1–56.5%). Between studies that included only either pre-dialysis or dialysis CKD patients, prevalence of anxiety symptoms was comparable, at 30.5% (95% CI: 14.5–46.5%) and 42.1% (95% CI: 35.0–49.1%) respectively (Figure 4). Across instruments used for anxiety symptoms assessment, the prevalence of anxiety symptoms was similar between studies that utilized the BAI and HADS [39.2% (95% CI: 22.0–56.3%) vs 37.3% (95% CI: 30.7–44.0%)] (Figure 5).

Risk factors associated with anxiety symptoms and disorders among CKD patients

Thirty-six risk factors associated with anxiety were identified and categorized into four broad categories, namely patient-related, medical condition-related, therapy-related and psychosocial-related risk factors (Table 2).

Patient-related risk factors were divided into categories related to patient demographics, socioeconomic status, dietary habits, and level of physical activity. For patient demographic factors, increased age (24, 34, 36, 60, 65, 66, 76) and female gender (27, 36, 42, 75) were associated with anxiety while for socioeconomic factors, lower education (31, 61, 74) and income levels (31) were associated with increased risk for anxiety. Regarding dietary habits and physical activity, increased alcohol consumption (42) and reduced daily physical activity (70) were associated with a higher risk of anxiety.

Medical condition-related factors were divided into categories related to psychiatric disease-related factors, CKD condition-related, CKD-related laboratory abnormalities, dental related-conditions, and other factors. For psychiatric conditions-related factors, concomitant depressive symptoms (29, 34, 42, 48, 56, 68, 74, 76) and having more than one psychiatric condition (26) were associated with increased anxiety. Among CKD specific factors, greater severity of the disease (31) and presence of disease-related complications (58) were associated with increased anxiety. Regarding CKD-related laboratory abnormalities, lower hemoglobin (10, 31), hyperphosphatemia (31), hypocalcemia (31) and hypoparathyroidism (34, 55) were associated with anxiety. Additionally, dental disease (38) and a higher number of comorbidities (8, 31, 34, 40) were associated with anxiety.

For therapy-related factors, poorer medication compliance (49) and the use of antidepressants (63) were associated with increased anxiety.

Of the psychosocial-related risk factors in Table 2, poorer perceived quality of life (8, 10, 32, 35, 53, 54, 57, 67) was the most studied risk factors associated with anxiety. Increased negative emotions (48) and family problems (65) as well as reduced self-efficacy (64), vitality (34, 79) and social functioning (79) were associated with increased anxiety.

Discussion

This review summarized the prevalence and risk factors associated with anxiety disorders and symptoms among CKD patients. To our knowledge, it is the first systematic review and meta-analysis examining the prevalence of anxiety disorders among CKD patients. Overall, the prevalence of anxiety disorders and symptoms among CKD patients were high, at 18.9% and 42.8% respectively.

For anxiety disorders, the prevalence among CKD patients was higher than that in the general population, which was estimated at 10.6% in a review by Somers et al. (81). In comparison to other patient populations with high disease burden, the prevalence of anxiety disorders was also higher than patients with malignancies (9.8%) (82), Type 2 diabetes mellitus (T2DM) (14%) (18) and, comparable with patients with stroke (3.8 – 25%) (83). Regarding anxiety symptoms, our results showed that the prevalence is higher than the findings from Murtagh et al. (2007) (15) which reported the prevalence of anxiety symptoms among CKD patients to be around 38%. Despite 12 years difference between the two studies and advancements made in the field of nephrology and the pathogenesis of renal diseases (84), anxiety remains a pervasive problem among CKD patients. When compared to other patient populations, prevalence of anxiety symptoms among CKD patients was higher than the general adult population (3.8–25%) (83) and long-term cancer survivors (21%) (85).

Compared to other neuropsychiatric disorders that CKD patients experience such as cognitive impairment and depression, the prevalence of anxiety disorders and symptoms were among the highest. A meta-analysis summarizing the prevalence of depression among CKD patients showed that 21.4 – 26.5 % of Stage 1-5 CKD patients had depressive symptoms (86), while the prevalence of CKD-related cognitive impairment among hemodialysis patients was between 30 to 60% (87).

In recent years, there is growing evidence suggesting the role of the “brain-renal axis”, which links the high prevalence of neuropsychiatric diseases such as anxiety among CKD patients, to the pathophysiology of CKD (88). Traditionally, anxiety is hypothesized to involve a complex interplay between psychological factors (e.g. excessive generalization of conditioned fear, social and environmental factors, genetic factors) and neurobiological factors like over-activity of the limbic areas of the brain (89). In CKD, postulated mechanisms for increased susceptibility to anxiety may involve inflammatory processes secondary to uremic toxins, oxidative stress from increased cytokine production, micro-

vascular damage to the brain and involvement of the renin-angiotensin system (88). CKD patients also face challenges such as the need to cope with stressors ranging from adhering to complex medication regimens, dietary/fluid restrictions, managing CKD-related complications and adjusting to a lifelong dialysis regime. Poor management of these medical-related stressors compounded with psychosocial issues associated with chronic diseases such as financial insecurity and poor social support (90) may lead to anxiety.

In our study, the prevalence of anxiety symptoms among CKD patients was highest in Europe and Asia, as compared to studies performed in South America, Australia and Africa. Potential reasons for these differences could be due to impact of global economic crises and cross-cultural variations in disease perception. Healthcare financing across European countries operate via a mix of governmental funding, public and private healthcare insurances and copayments by patients (91). Following the 2018 global financial crisis, the World Health Organization reported substantial reduction in healthcare spending across 44 European countries, on a backdrop of increased unemployment (91). Importantly, Europe's recovery from the crisis was slow compared to its peers due to the inadequate implementation of strict fiscal stimulus programs (91). For patients who are dependent on publicly funded health services, these added financial pressures may culminate in their development of anxiety symptoms.

Within Asia, multiple variants of anxiety-related distress syndromes which are closely linked to impaired cognitions about anxiety-related somatic and psychological symptoms exist. An example is the concept of “neurasthenia” (termed ‘shenjingshuairuo’) in China, which encompasses symptoms of excessive worry, headache and fatigue (92). Such cross-cultural variations in illness perceptions by patients are well-recognized and can influence the development of anxiety symptoms and disorders (93). Within the same country, racial, ethnic and cultural factors can lead to different prevalence of anxiety across patient groups. A study conducted in the United States by Asnaani et al. showed that Asian Americans had a lower likelihood of endorsing anxiety symptomology of all subtypes as compared to White Americans, which remained consistent after controlling for socio-demographic variables (94). Although the mechanisms for inter-ethnic differences in anxiety symptoms and disorders is unclear, ethnic identity could play a moderator role that mediates and maintains one's psychological well-being during negative experiences (95). While cross-cultural variations in the study of anxiety symptoms and disorders are similarly expected to exist among CKD patients, few studies included in this review have examined these factors. There are also

limited studies which have examined the prevalence of anxiety among patients in South America, Australia and Africa. Future studies involving larger patient populations are required to evaluate these differences and their role in anxiety disorders and symptoms among CKD patients.

Despite the high prevalence of anxiety and its implications on patient outcomes and quality of life, screening for anxiety symptoms and disorders among CKD patients has remained inadequately addressed in international nephrology guidelines (96). In the Kidney Disease: Improving Global Outcomes (KDIGO) 2012 guidelines, although a brief recommendation was made to address anxiety among CKD patients by involving a multidisciplinary team, no specific recommendations were made pertaining to the frequency of screening for anxiety symptoms, tools for assessing anxiety and the subgroups of patients to be screened. In our review, the prevalence of anxiety symptoms among dialysis patients was higher, albeit statistically non-significant when compared to pre-dialysis patients (44.5% vs 30.5%). Although this finding is limited by the small number of the studies examining pre-dialysis patients, the high prevalence of anxiety amongst dialysis patients highlights the need for screening of anxiety symptoms in this patient group.

Regarding anxiety screening tools, various instruments such as HADS, BAI and Generalized Anxiety Disorder 7 (GAD-7) have been utilized for evaluating anxiety symptoms among CKD patients. However, each instrument has inherent strengths and limitations. The main strength of HADS is its lower likelihood of being affected by confounding factors from physical symptoms due to the absence of somatic related questions (97). Furthermore, HADS has been validated for use among CKD patients (97). However, the usage of British colloquial expressions within the HADS limits the cross-cultural adaption of this tool (98). There is currently no consensus on the gold standard instrument for assessment of anxiety among CKD patients. Although the prevalence of anxiety assessed using the HADS and BAI were similar in our study, and they have comparable sensitivity and specificity for identifying anxiety (97, 99), the large number of questions within each questionnaire limits their applicability in daily clinical use. With limited healthcare resources, patient contact time and complexity of CKD related care in patient consultations, there has been growing interest in developing ultra-short screening questionnaires for anxiety symptoms in recent years. A 2019 study by Collister et al showed that the use of single question for anxiety screening in the Edmonton Symptom Assessment System had reasonable discrimination for anxiety among hemodialysis patients (78). Future studies are required for cross-cultural adaptation and

validation of these screening instruments in larger studies and subgroups of CKD patients like pre-dialysis and peritoneal dialysis patients.

Regarding the frequency of anxiety screening, no defined optimal time-points for assessment exists. Hedayati et al. evaluated depression screening among CKD patients and suggested screening at interval events namely, the first consultation for CKD and when initiating dialysis for ESRD patients (100). For patients on dialysis, a recommendation was made for six-monthly interval screening during the first year of dialysis and yearly thereafter (100). Such a timeline may be adapted for screening of anxiety among CKD patients until an optimal screening frequency has been established.

Our study has also identified important risk factors associated with anxiety symptoms and disorders among CKD patients, which are categorised into patient-related, medical-condition related, therapy-related and psychosocial-related factors. Among patient-related factors, female gender, increasing age and lower educational levels were associated with increased risk of anxiety. The increased preponderance of anxiety among females concurs with findings in the general population (101), possibly due to an interplay of biological, genetic, cultural factors and clinical features such as increased rumination among women (102). For older patients, under-recognition of anxiety is important among CKD patients as anxiety symptoms share similarities with medical conditions such as hypothyroidism. Geriatric patients also have an increased tendency to somatise anxiety symptoms (103). Regarding education levels, individuals with higher educational levels may have higher resilience against stressors, thus having a protective effect against the development of anxiety (104). Among medical condition-related factors, concomitant depression was associated with increased risk for anxiety. A study by Tiller et al. showed that up to 90% of patients with anxiety have depression (105) and the two comorbidities were associated with increased risk of treatment failure and poor outcomes (106). In addition, anxiety and depression were recognized as bidirectional risk factors for predicting the occurrence of the other (107). Hence, physicians need to be cognizant of the risk factors associated with anxiety among CKD patients, permitting identification of early at-risk patients.

This review has identified important knowledge gaps in the literature regarding anxiety disorders and symptoms among CKD patients, which may guide and direct future research efforts. Future studies should consider (1) examining the prevalence of anxiety disorders and symptoms among pre-dialysis CKD and peritoneal dialysis patients; (2) assessing the

prevalence of anxiety disorders and symptoms among CKD patients in South America, Australia and Africa; (3) developing time-efficient anxiety screening instruments for CKD patients; (4) determining optimal screening intervals for anxiety screening and (5) identifying subgroups of CKD patients who are at high risk for anxiety disorders or symptoms.

The findings from this review should be interpreted with several limitations. Firstly, the estimates for the prevalence of anxiety reported in the studies were unadjusted for age, and other patient demographics as the data required for the analyses could not be obtained. Nonetheless, with the increasing availability of electronic health records, multi-country collaborations and data-sharing, future meta-analyses may be performed to evaluate the adjusted prevalence rates of anxiety symptoms and disorders among CKD patients. Regarding the assessment of anxiety symptoms and disorders, significant heterogeneity exists due to the varying tools and criteria used for anxiety assessment and determination of diagnosis. While this is inevitable given the lack of recommendations from guidelines about the optimal tool for assessing anxiety among CKD patients, it is hoped that a standardized disease-specific anxiety instrument could be developed to allow more meaningful comparisons of the prevalence of anxiety across different patient populations. In this study, meta-analyses were not performed for the risk factors associated with anxiety symptoms or disorders due to relatively small number of studies available for each risk factor and significant heterogeneity in the assessment of these risk factors across studies. An evaluation of these risk factors should be considered in a future meta-analysis when more studies become available. In addition, while our search strategy encompasses key terms related to anxiety symptoms and disorders which have been used in other systematic reviews, the exclusion of articles that may be potentially relevant could not be ruled out. To minimize this, manual hand-searching of relevant articles was performed to enhance overall comprehensiveness.

Conclusion

The overall prevalence of anxiety disorders and symptoms among pre-dialysis and dialysis CKD patients is high. Important risk factors associated with increased risk of anxiety symptoms and disorders include female gender, increased age, lower educational background, concomitant depression, increased comorbidities and a decreased perceived quality of life. Given the negative implications that anxiety symptoms and disorders have on health-related outcomes among CKD patients, there is a need to direct efforts into designing guidelines on screening anxiety symptoms and disorders among CKD patients. This will

enable the early identification of at-risk patients for implementation of early intervention and treatment.

Authors' Contributions

JJB Seng was the study's principal investigator and was responsible for the conception, literature review and design of the study. JJB Seng, CW Huang, PH Wee, LL Low, YLA Koong, H Htay, Q Fan and, WYM Foo the co-investigators. CW Huang, PH Wee and JJB Seng were responsible for the screening and inclusion of articles and data extraction. All authors contributed to the data analyses and interpretation of data. CW Huang, PH Wee and JJB prepared the initial draft of the manuscript. All authors revised the draft critically for important intellectual content and agreed to the final submission.

Acknowledgements

Part of this work has been accepted as a poster abstract in the upcoming 57th ERA-EDTA Congress 2020.

Guarantor's name

JJB Seng is the guarantor of this work and, as such, had full access to all the data in the study and takes responsibility for the integrity of the data and the accuracy of the data analysis.

Funding / Financial Support

This research did not receive any specific grant from funding agencies in the public, commercial, or not-for-profit sectors.

Conflict of interest

The authors declare that we have no conflict of interests.

Reference to prior publication of study in abstract form

Not applicable

Ethics approval

This study was exempted from institutional ethics board approval as it is a systematic review of existing literature.

Availability of data and materials

The data and materials used in the study are available from the corresponding author on reasonable request.

Figure 1 Flow chart of studies retrieved from database searching and the number of citations included and excluded from the systematic review

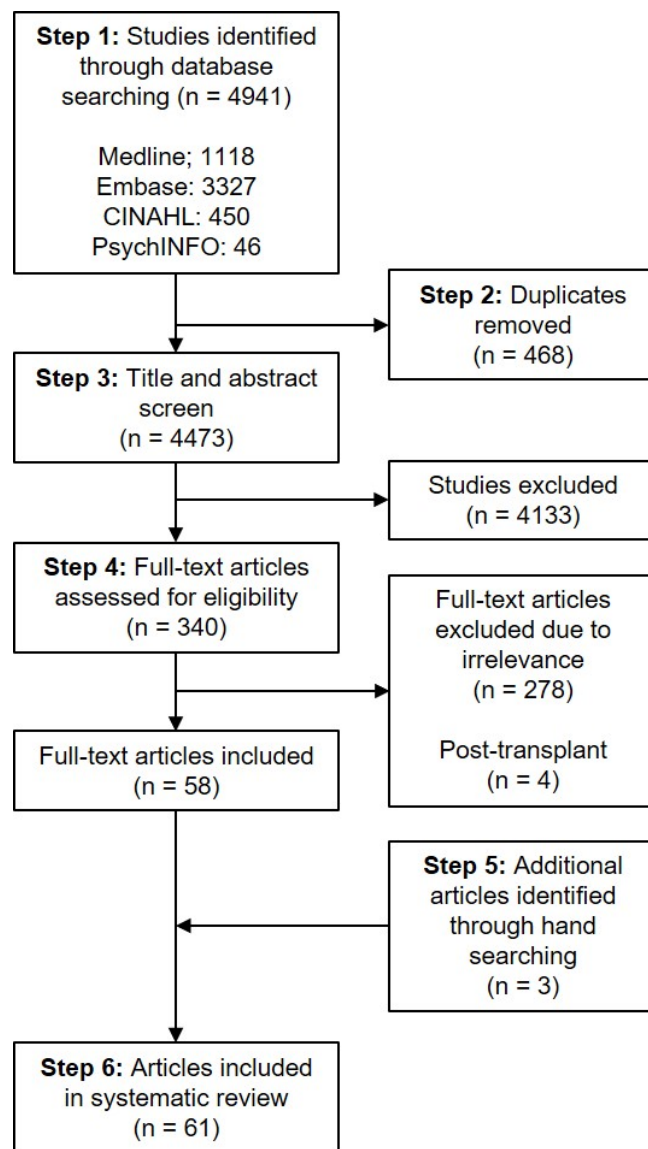


Table 1 Overview of included studies (n=61)

Study (Year)	Country	Study Design	No. of patients	Mean age (years)	Gender, [Men (%)]	Stage of CKD	Modality of dialysis (Duration)	Instrument used for anxiety symptom or disorder assessment	Mode of administration of interview or instrument	Subtypes of Anxiety Disorders studied
Anxiety disorders										
Oyekcin et al. (2012)	Turkey	Cross-sectional	90	37.6 (HD) 36.9 (PD)	61.2 (HD) 50 (PD)	Stage 5D	HD or PD (NS)	SCID-I	NS	NS
Taskapan et al. (2005)	Turkey	Cross-sectional	40	48.3	62.5	Stage 5D	HD (NS)	PRIME-MD	NS	GAD
Kokoszka et al. (2016)	Poland	Cross-sectional	107	56.6	52.3	Stage 5D	HD (NS)	MINI	NS	GAD, OCD, Panic disorder, PTSD, Social phobia
Tagay et al. (2007)	Germany	Cross-sectional	144	63.1	50.7	Stage 5D	NS	IES-R	Self-administered	PTSD
Preljevic et al. (2011)	Norway	Cross-sectional	109	57.8	69.7	Stage 5D	HD or PD (NS)	SCID-I	Psychiatrist	Panic disorder, Social phobia
Aghanwa and Morakinyo (1997)	Nigeria	Cross-sectional	20	37.7	75.0	Stage 5D	HD (NS)	PSE	Trained investigators	GAD
Filali et al. (2017)	Morocco	Cross-sectional	103	49.7	54.4	Stage 5D	HD (≥ 1 month)	MINI (Moroccan dialect)	Physician	Agoraphobia, GAD, Panic disorder, Social phobia
Cukor et al. (2007)	USA	Cross-sectional	70	53.3	47.1	Stage 5D	HD (NS)	SCID-I	NS	Agoraphobia, GAD, OCD, PTSD, Social phobia

medRxiv preprint doi: <https://doi.org/10.1101/2020.06.03.20121798>; this version posted June 5, 2020. The copyright holder for this preprint (which was not certified by peer review) is the author/funder, who has granted medRxiv a license to display the preprint in perpetuity. It is made available under a CC-BY-NC 4.0 International license.

Edmondson et al. (2013)	USA	Prospective, cohort	388	55.1	51.3	Stage 5D	HD (NS)	PCL-17	Trained telephone interviewers	PTSD
Anxiety symptoms										
Asia										
Lai et al. (2005)	China	Cross-sectional	167	60.7	47.9	Stage 5D	PD (≥ 2 months)	HADS	Investigators	NA
Hou et al. (2014)	China	Cross-sectional	81	51.1	64.2	Stage 5D	HD (≥ 1 month)	SAS	Self-administered	NA
Wang et al. (2015)	China	Cross-sectional	187	54.3	59.4	Stage 5D	HD (≥ 3 months)	HADS	Self-administered	NA
Vasilopoulou et al. (2016)	Greece	Cross-sectional	395	NS	56.2	Stage 5D	HD (NS)	HADS	NS	NA
Gerogianni et al. (2019)	Greece	Cross-sectional	414	63.5	63.3	Stage 5D	HD (3 years)	HADS	NS	NA
Mok et al. (2019)	Hong Kong	Prospective, cohort	182	57.8	57.7	Stage 5D	PD (NS)	HADS	Self-administered	NA
Kohli et al. (2011)	India	Prospective, cohort	30	42.4	NS	Stage 5D	HD (NS)	STAI	Self-administered	NA
Aggarwal et al. (2017)	India	Cross-sectional	200	50.1	64.0	Stage 3-5D	NS	HADS	NS	NA
Marthoenis et al. (2020)	Indonesia	Cross-sectional	213	47	65.3	Stage 5D	HD (2 years)	HADS	NS	NA
Najafi et al. (2016)	Iran	Cross-sectional	127	55.7	57.5	Stage 5D	HD (≥ 3 months)	HADS	Self-administered	NA
Takaki et al. (2003)	Japan	Cross-sectional	453	60.2	64.9	Stage 5D	HD (> 1 year)	HADS	Self-administered	NA
Karasneh et al. (2020)	Jordan	Cross-sectional	620	50.9	59.8	Stage 5D	HD (NS)	CKD-SBI	NS	NA
Alshraifeen et al. (2020)	Jordan	Cross-sectional	202	47.8	63.4	Stage 5D	HD (NS)	GAD-7	NS	NA

Macaron et al. (2014)	Lebanon	Cross-sectional	51	64	60	Stage 5D	NS	HADS	Investigators	NA
Semaan et al. (2018)	Lebanon	Cross-sectional	83	67.9	60.2	Stage 5D	HD (≥ 1 month)	HADS	Self-administered	NA
Bujang et al. (2015)	Malaysia	Cross-sectional	1332	54.4	51	Stage 5D	HD or PD (≥ 3 months)	DASS	NS	NA
Khan & Ahmad (2012)	Pakistan	Cross-sectional	41	54.9	63.4	Stage 5D	HD (NS)	HADS - Urdu version	Self-administered	NA
Shafi et al. (2017)	Pakistan	Cross-sectional	156	47.3	61.5	Stage 3 - 5D	HD (≥ 9 months)	HADS	Clinician	NA
Turkistani et al. (2014)	Saudi Arabia	Cross-sectional	270	NS	58.2	Stage 5D	HD (≥ 6 months)	HADS	Investigators	NA
Mosleh et al. (2020)	Saudi Arabia	Cross-sectional	122	51.5	43.4	Stage 5D	HD (3 years)	HADS	NS	NA
Lee et al. (2013)	South Korea	Cross-sectional	208	58.9	61.1	Stage 3-5	NA	HADS	Self-administered	NA
Ng et al. (2015)	Singapore	Prospective, cohort	159	53.6	60	Stage 5D	HD (≥ 1 month)	HADS	Self-administered or Structured interview	NA
Griva et al. (2016)	Singapore	Prospective, cohort	201	58.9	45	Stage 5D	PD (≥ 3 months)	HADS	Self-administered	NA
Yoong et al. (2017)	Singapore	Cross-sectional	526	56.1	58.7	Stage 5D	HD (≥ 3 months)	HADS	Self-administered	NA

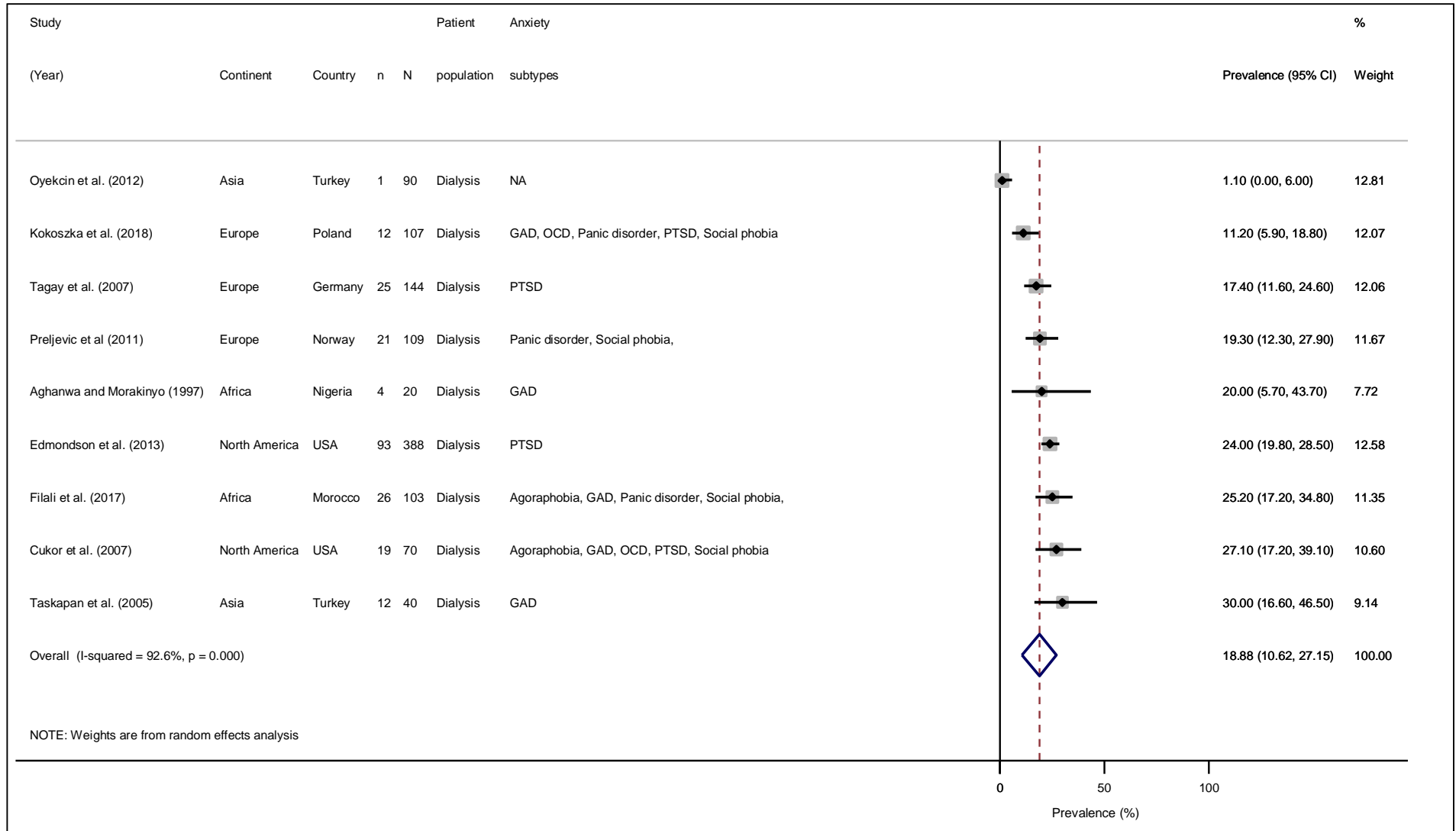
Rodrigo et al. (2013)	Sri Lanka	Cross-sectional	100	NS	65	Stage 1 - 5D	NS	Online 10-item validated anxiety screening tool (All Psych online)	Self-administered	NA
Ugurlu et al. (2012)	Turkey	Cross-sectional	43	56	65.1	Stage 5D	HD (≥ 5 months)	BAI	Self-administered	NA
Baykan and Yargic (2012)	Turkey	Cross-sectional	83	49.1 (HD) 40.6 (PD)	45.2 (HD) 41.5 (PD)	Stage 5D	HD or PD (≥1 year)	HADS	NS	NA
Cantekin et al. (2014)	Turkey	Cross-sectional	120	NS	56.6	Non-dialysis	NS	HADS	Investigator	NA
Dogu et al. (2018)	Turkey	Cross-sectional	88	46.6	6.8	Stage 5D	HD (≥ 6 months)	HADS	NS	NA
Europe										
Bossola et al. (2010)	Italy	Cross-sectional	80	64.2	63.7	Stage 5D	HD (≥ 6 months)	HARS	Clinician	NA
Touil et al. (2019)	Morocco	Cross-sectional	70	51.7	42.9	Stage 5D	HD (5.2 years)	HADS	Interviewer	NA
Loosman et al. (2015)	Netherlands	Prospective, cohort	100	67.9	57	Stage 3-5	NS	BAI	Self-administered	NA
Haverkamp et al. (2016)	Netherlands	Prospective, cohort	249	58.9	61	Stage 5D	HD or PD (≥ 6 months)	BAI	Self-administered	NA
Loosman et al. (2018)	Netherlands	Cross-sectional	494	64.2	60	Stage 5D	≥ 3 months of dialysis	BAI	Self-administered	NA

Schouten et al. (2019)	Netherlands	Observational Prospective cohort	508	65	62	Stage 5D	HD or PD (≥ 3 months)	BAI	Self-administered	NA
Dumitrescu et al. (2009)	Norway	Cross-sectional	161	53.9	54	Stage 5D	HD (NS)	Purpose-designed self-report questionnaire	Self-administered	NA
Livesley et al. (1981)	Scotland	Cross-sectional	85	43.3	65.9	Stage 5D	HD (≥ 2 months)	GHQ & MHQ	NS	NA
Arenas et al. (2007)	Spain	Cross-sectional	75	49.2	66.7	Stage 5D	HD (> 6 months)	HARS	Clinician	NA
Pérez-Domínguez et al. (2012)	Spain	Cross-sectional	59	NS	NS	Stage 1-5D	HD (NS)	HADS	NS	NA
Rebollo Rubio et al. (2017)	Spain	Cross-sectional	139	62.5	71.7	Stage 5D	NS	HADS	Self-administered	NA
North America										
Collister et al. (2019)	Canada	Cross-sectional	50	64	52	Stage 5D	HD (NS)	HADS	Self-administered	NA
Johnson and Dwyer (2008)	USA	Cross-sectional	103	NS	62.1	Stage 5D	HD (NS)	BAI	Self-administered	NA
Zhang et al. (2014)	USA	Cross-sectional	72	52.3	68.1	Stage 5D	HD (≥ 6 months)	BAI & HADS	NS	NA
Kutner et al. (1985)	USA	Cross-sectional	127	NS	64.1	Stage 5D	HD or PD (NS)	SAS	Self-administered	NA
Kopple et al. (2017)	USA	Cross-sectional	246	56.8	58	Stage 5D	HD (≥ 6 months)	BAI	Self-administered	NA
Feroze U et al. (2012)	USA	Cross-sectional	170	56	54	Stage 5D	HD or PD (≥ 6 months)	BAI	Self-administered	NA
South America										

Stasiak et al. (2014)	Brazil	Cross-sectional	155	55 (HD) 56.5 (PD)	54.7 (HD) 44.4 (PD)	Stage 5D	NS	BAI & HADS	Investigators	NA
Palmieri et al. (2017)	Brazil	Cross-sectional	170	56.2	59.4	Stage 5D	HD (≥ 3 months)	HADS	Investigators	NA
Ottaviani et al. (2016)	Brazil	Cross-sectional	100	52.3	66	Stage 5D	HD (NS)	HADS	Self-administered	NA
Brito et al. (2019)	Brazil	Cross-sectional	130	54.5	53.1	Stage 5D	HD or PD (120 months)	BAI	Self-administered	NA
Galain et al. (2018)	Uruguay	Prospective, observational	493	60.9	56.4	Stage 5D	HD or PD (46-68 months)	HADS	Self-administered	NA
Australia										
McKercher et al. (2013)	Australia	Prospective, cohort	49	72.6	63	Stage 4	NS	BAI	Self-administered	NA

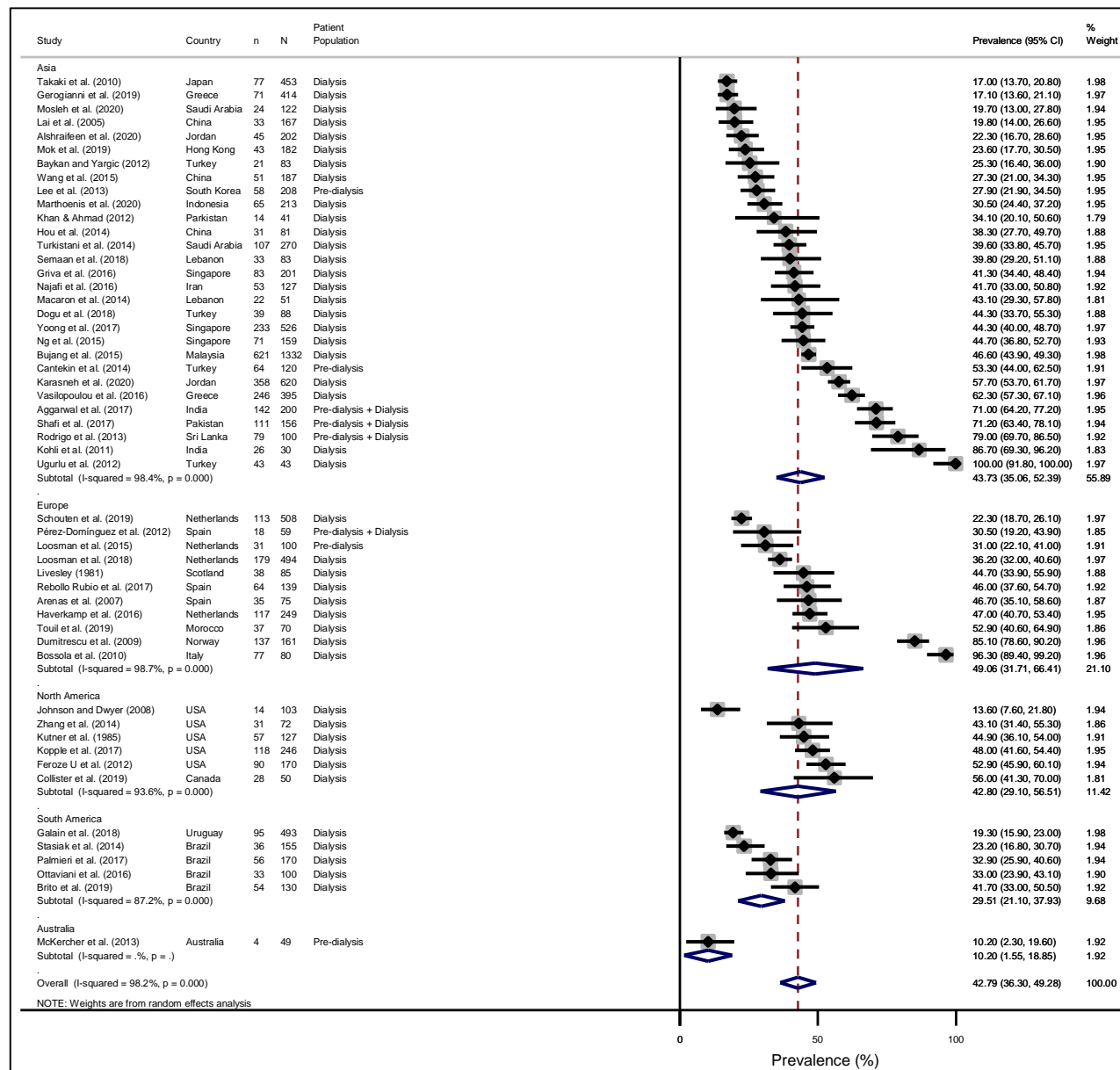
Abbreviations: BAI - Beck's Anxiety Inventory; CKD-SBI – CKD Symptom Burden Index; DASS - Depression Anxiety and Stress Scale; GAD - Generalized Anxiety Disorder; GAD-7 – General Anxiety Disorder Scale GHQ - General Health Questionnaire; HADS - Hospital Anxiety Depression Scale; HARS - Hamilton Anxiety Rating Scale; HD - Hemodialysis; IES-R - Impact of Event Scale – Revised; OCD - Obsessive Compulsive Disorder; MHQ - Middlesex Hospital Questionnaire; MINI - Mini-international Neuropsychiatric Interview; NA – Not applicable; NS - Not specified; PCL-17, 17-item PTSD Checklist; PD - Peritoneal dialysis; PRIME-MD - Primary Care Evaluation of Mental Disorders; PSE - Present State Examination; PTSD - Post-traumatic Stress Disorder; SAS - Self-rating Anxiety Scale; SCID-I - Structured Clinical Interview for DSM-IV Axis I Disorders; SCL-90 - Symptom Checklist-90 Subscales of Depression and Anxiety; STAI, State-Trait Anxiety Inventory; Stage 5D – Stage 5 (Dialysis)

Figure 2 Prevalence of anxiety disorders among included studies (n=9)



Abbreviations: CI – confidence interval; GAD – general anxiety disorder; n – number of patients with anxiety; N – total number of patients in the study; NS – not specified; OCD – obsessive compulsive disorder; PTSD – post traumatic stress disorder; USA – United States of America

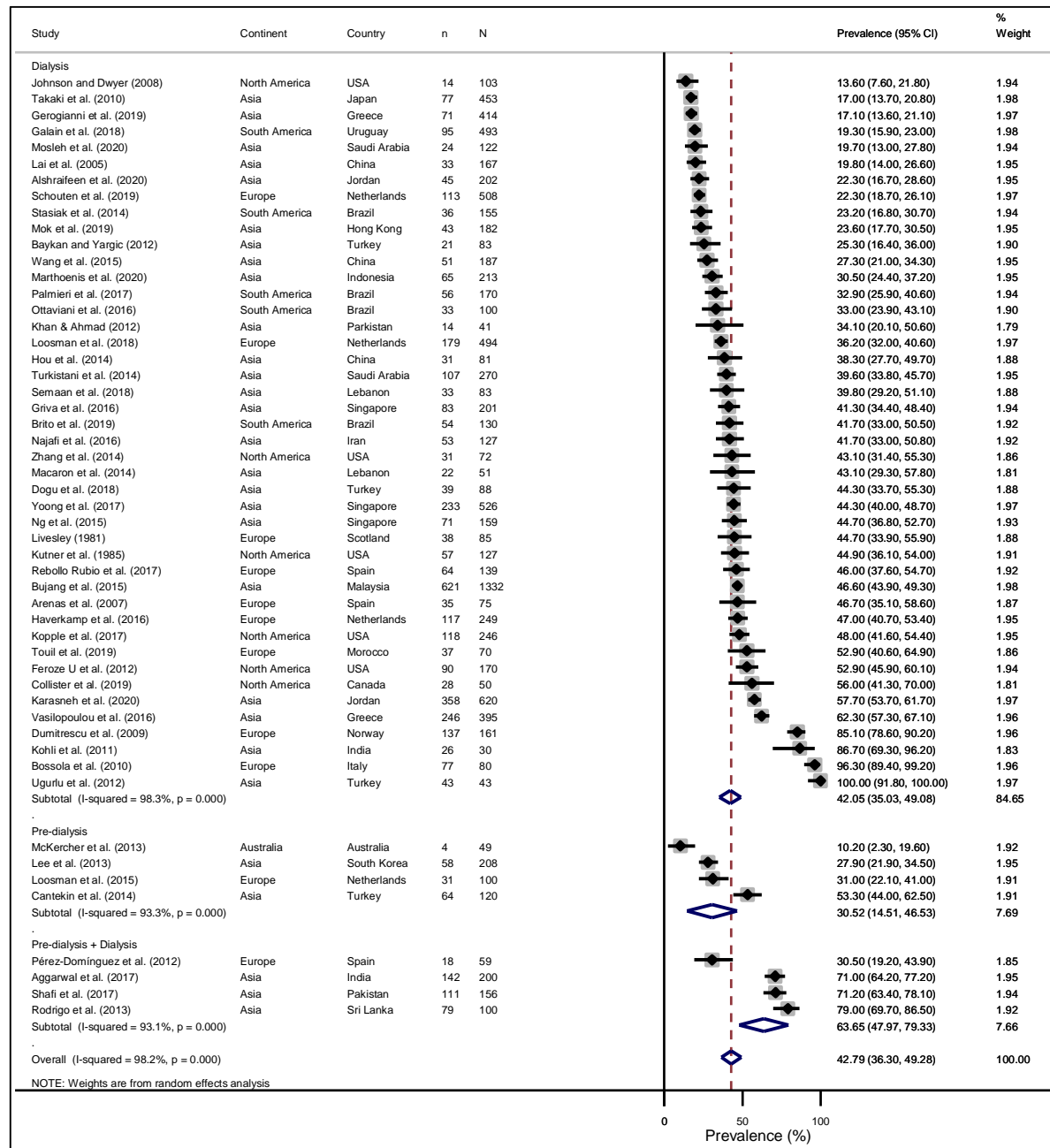
Figure 3 Prevalence of anxiety symptoms among included studies stratified by continent^a



Abbreviations: CI – confidence interval; n – number of patients with anxiety; N – total number of patients in the study

^a – For Zhang et al (2014) and Stasiak et al (2014) which utilized both HADS and BAI for assessment of anxiety symptoms, the prevalence of anxiety included in the meta-analysis was determined from BAI.

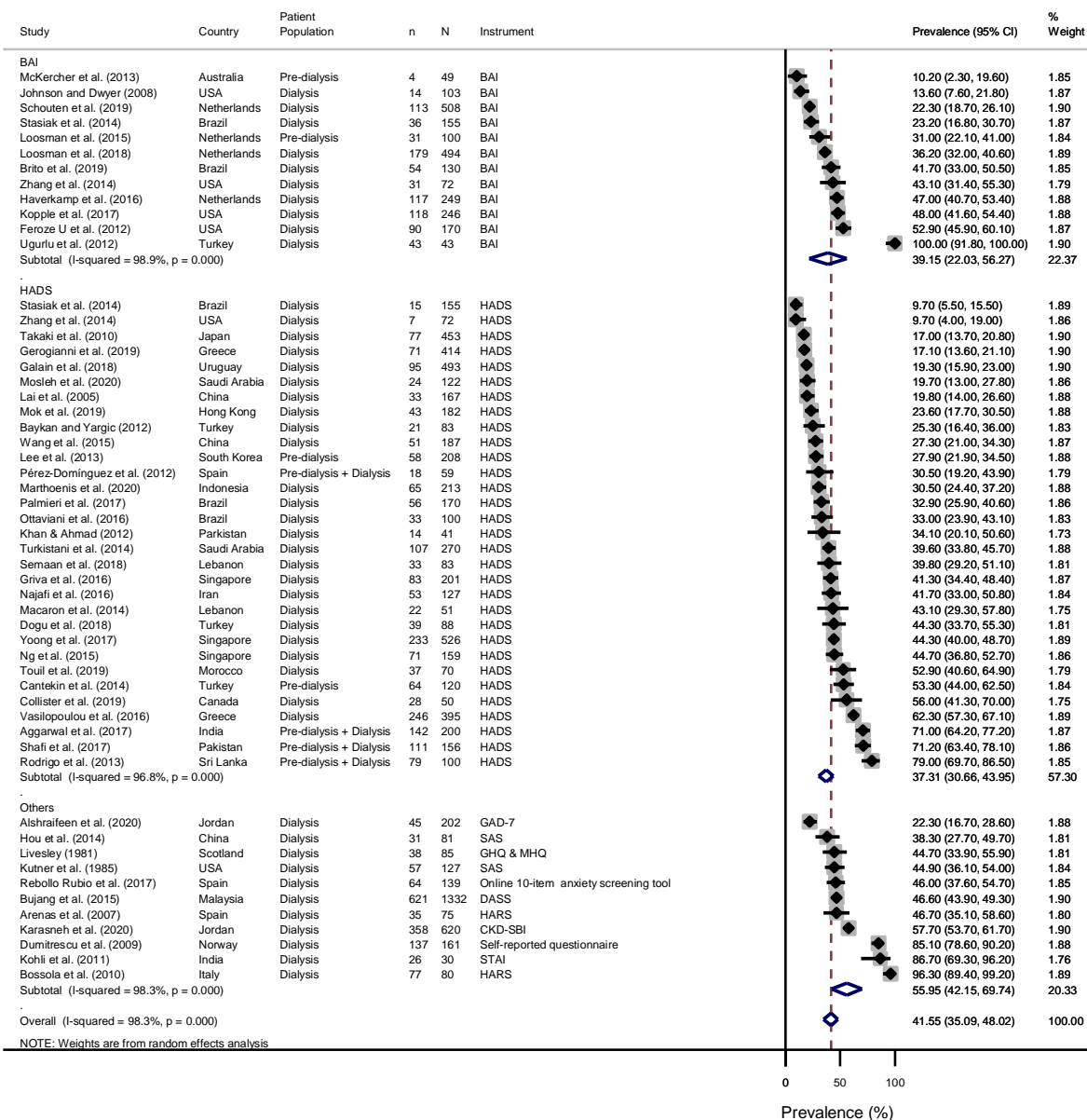
Figure 4 Prevalence of anxiety symptoms among included studies stratified by patient population^a



Abbreviations: CI – confidence interval; n – number of patients with anxiety; N – total number of patients in the study

^a – For Zhang et al (2014) and Stasiak et al (2014) which utilized both HADS and BAI for assessment of anxiety symptoms, the prevalence of anxiety included in the meta-analysis was determined from BAI.

Figure 5 Prevalence of anxiety symptoms among included studies stratified by instrument used^a



Abbreviations: BAI - Beck's Anxiety Inventory; CKD-SBI - CKD Symptom Burden Index; CI - confidence interval; DASS - Depression Anxiety and Stress Scale; GAD-7 - General Anxiety Disorder-7; GHQ - General Health Questionnaire; HADS - Hospital Anxiety Depression Scale; HARS - Hamilton Anxiety Rating Scale; MHQ - Middlesex Hospital Questionnaire; n - number of patients with anxiety; N - total number of patients in the study; PSE - Present State Examination; SAS - Self-rating Anxiety Scale; STAI, State-Trait Anxiety Inventory.

^a - For Zhang et al (2014) and Stasiak et al (2014) which utilized both HADS and BAI for assessment of anxiety symptoms, the prevalence of anxiety assessed by each instrument were reported separately in the meta-analysis

Table 2 Risk factors associated with anxiety among chronic kidney disease patients

Risk Factors	Total number of supporting studies (Cited studies)
1) Patient-related factors	
<i>Patient demographics</i>	
↑ Age	7 (24, 34, 36, 60, 65, 66, 76)
↓ Age	3 (54, 55, 63)
Male	1 (66)
Female	4 (27, 36, 42, 75)
Single marital status	1 (66)
Urban residence	1 (31)
Living with family members	1 (61)
Ethnicity (Dark skin colour)	1 (79)
<i>Socioeconomic status</i>	
↑ Unemployment	1 (31)
↓ Education level	3 (31, 61, 74)
↓ Income level	1 (31)
<i>Dietary habits and level of physical activity</i>	
↑ Alcohol use	1 (42)
↓ Daily physical activity	1 (70)
2) Medical Condition-Related Factors	
<i>Psychiatric condition</i>	
↑ Depressive symptoms	8 (29, 34, 42, 48, 56, 68, 74, 76)
≥ 1 psychiatric disorder	1 (26)
<i>CKD-related</i>	
↑ CKD severity	1 (31)
↑ CKD related symptoms (Cramps, weakness)	1 (58)
↑ Blood urea levels	1 (31)
<i>CKD-related laboratory abnormalities</i>	
↓ Haemoglobin levels	2 (10, 31)
↓ Parathyroid levels	2 (34, 55)
↑ Serum phosphate levels	1 (31)
↓ Calcium levels	1 (31)
<i>Dental-related conditions</i>	
↑ Dental decay	1 (38)
↑ Gingival overgrowth / redness / bleeding	1 (38)
<i>Other factors</i>	
↑ Comorbidity index	6 (8, 31, 34, 40, 74, 79)
Diabetes	2 (54, 70)
↑ Pain	2 (24, 79)
↑ Hospitalization admission/length	2 (77, 79)
3) Therapy-Related Factors	
<i>Medication-related factors</i>	
Antidepressant use	1 (63)
↓ Medication compliance	1 (49)
4) Psychosocial Related Factors	
↓ Perceived quality of life	8 (8, 10, 32, 35, 53, 54, 57, 67)
↑ Negative emotions	1 (48)
↑ Family problems	1 (65)
↓ Self-efficacy	1 (64)

↓ Social functioning	1 (79)
↓ Vitality levels	2 (34, 79)

Abbreviations: CKD – Chronic kidney disease; ↑ - increased; ↓ - decreased

References

1. Hill NR, Fatoba ST, Oke JL, Hirst JA, O'Callaghan CA, Lasserson DS, et al. Global Prevalence of Chronic Kidney Disease - A Systematic Review and Meta-Analysis. *PLoS One*. 2016;11(7):e0158765.
2. Alani H, Tamimi A, Tamimi N. Cardiovascular co-morbidity in chronic kidney disease: Current knowledge and future research needs. *World J Nephrol*. 2014;3(4):156-68.
3. Wang V, Vilme H, Maciejewski ML, Boulware LE. The Economic Burden of Chronic Kidney Disease and End-Stage Renal Disease. *Semin Nephrol*. 2016;36(4):319-30.
4. Cruz MC, Andrade C, Urrutia M, Draibe S, Nogueira-Martins LA, Sesso ReC. Quality of life in patients with chronic kidney disease. *Clinics (Sao Paulo)*. 2011;66(6):991-5.
5. Wee HL, Seng BJ, Lee JJ, Chong KJ, Tyagi P, Vathsala A, et al. Association of anemia and mineral and bone disorder with health-related quality of life in Asian pre-dialysis patients. *Health Qual Life Outcomes*. 2016;14:94.
6. Goh ZS, Griva K. Anxiety and depression in patients with end-stage renal disease: impact and management challenges - a narrative review. *Int J Nephrol Renovasc Dis*. 2018;11:93-102.
7. Psychiatric A, Association. *Diagnostic and Statistical Manual of Mental Disorders* 2013.
8. Lee YJ, Kim MS, Cho S, Kim SR. Association of depression and anxiety with reduced quality of life in patients with predialysis chronic kidney disease. *International journal of clinical practice*. 2013;67(4):363-8.
9. Pagels AA, Söderkvist BK, Medin C, Hylander B, Heiwe S. Health-related quality of life in different stages of chronic kidney disease and at initiation of dialysis treatment. *Health Qual Life Outcomes*. 2012;10:71.
10. Rebollo Rubio A, Morales Asencio JM, Eugenia Pons Raventos M. Depression, anxiety and health-related quality of life amongst patients who are starting dialysis treatment. *Journal of renal care*. 2017;43(2):73-82.
11. Alosaimi FD, Asiri M, Alsuwayt S, Alotaibi T, Bin Mugren M, Almufarrih A, et al. Psychosocial predictors of nonadherence to medical management among patients on maintenance dialysis. *Int J Nephrol Renovasc Dis*. 2016;9:263-72.
12. Seng JJB, Tan JY, Yeam CT, Htay H, Foo WYM. Factors affecting medication adherence among pre-dialysis chronic kidney disease patients: a systematic review and meta-analysis of literature. *International Urology and Nephrology*. 2020.
13. Loosman WL, Rottier MA, Honig A, Siegert CE. Association of depressive and anxiety symptoms with adverse events in Dutch chronic kidney disease patients: a prospective cohort study. *BMC nephrology*. 2015;16:155.
14. Davison SN, Levin A, Moss AH, Jha V, Brown EA, Brennan F, et al. Executive summary of the KDIGO Controversies Conference on Supportive Care in Chronic Kidney Disease: developing a roadmap to improving quality care. *Kidney international*. 2015;88(3):447-59.
15. Murtagh FE, Addington-Hall J, Higginson IJ. The prevalence of symptoms in end-stage renal disease: a systematic review. *Adv Chronic Kidney Dis*. 2007;14(1):82-99.
16. Cohen SD, Cukor D, Kimmel PL. Anxiety in Patients Treated with Hemodialysis. *Clinical Journal of the American Society of Nephrology*. 2016;11(12):2250.
17. Wong CH, Sultan Shah ZU, Teng CL, Lin TQ, Majeed ZA, Chan CW. A systematic review of anxiety prevalence in adults within primary care and community settings in Malaysia. *Asian journal of psychiatry*. 2016;24:110-7.
18. Grigsby AB, Anderson RJ, Freedland KE, Clouse RE, Lustman PJ. Prevalence of anxiety in adults with diabetes: a systematic review. *J Psychosom Res*. 2002;53(6):1053-60.
19. Baxter AJ, Scott KM, Vos T, Whiteford HA. Global prevalence of anxiety disorders: a systematic review and meta-regression. *Psychol Med*. 2013;43(5):897-910.
20. Boeschoten RE, Braamse AMJ, Beekman ATF, Cuijpers P, van Oppen P, Dekker J, et al. Prevalence of depression and anxiety in Multiple Sclerosis: A systematic review and meta-analysis. *J Neurol Sci*. 2017;372:331-41.

21. Higgins JP, Thompson SG, Deeks JJ, Altman DG. Measuring inconsistency in meta-analyses. *BMJ*. 2003;327(7414):557-60.
22. Cukor D, Coplan J, Brown C, Friedman S, Cromwell-Smith A, Peterson RA, et al. Depression and anxiety in urban hemodialysis patients. *Clin J Am Soc Nephrol*. 2007;2(3):484-90.
23. Edmondson D, Gamboa C, Cohen A, Anderson AH, Kutner N, Kronish I, et al. Association of posttraumatic stress disorder and depression with all-cause and cardiovascular disease mortality and hospitalization among Hurricane Katrina survivors with end-stage renal disease. *Am J Public Health*. 2013;103(4):e130-7.
24. El Filali A, Bentata Y, Ada N, Oneib B. Depression and anxiety disorders in chronic hemodialysis patients and their quality of life: A cross-sectional study about 106 cases in the northeast of morocco. *Saudi J Kidney Dis Transpl*. 2017;28(2):341-8.
25. Kokoszka A, Katarzyna L, Rafał R, Dorota D, Agnieszka Ł, Orzechowski WM, et al. Prevalence of depressive and anxiety disorders in dialysis patients with chronic kidney disease. *Archives of Psychiatry and Psychotherapy*. 2016;1:8-13.
26. Preljevic VT, Østhus TB, Sandvik L, Bringager CB, Opjordsmoen S, Nordhus IH, et al. Psychiatric disorders, body mass index and C-reactive protein in dialysis patients. *Gen Hosp Psychiatry*. 2011;33(5):454-61.
27. Tagay S, Kribben A, Hohenstein A, Mewes R, Senf W. Posttraumatic stress disorder in hemodialysis patients. *Am J Kidney Dis*. 2007;50(4):594-601.
28. Taskapan H, Ates F, Kaya B, Emul M, Kaya M, Taskapan C, et al. Psychiatric disorders and large interdialytic weight gain in patients on chronic haemodialysis. *Nephrology (Carlton)*. 2005;10(1):15-20.
29. Oyekçin DG, Gülpek D, Sahin EM, Mete L. Depression, anxiety, body image, sexual functioning, and dyadic adjustment associated with dialysis type in chronic renal failure. *Int J Psychiatry Med*. 2012;43(3):227-41.
30. Aghanwa HS, Morakinyo O. Psychiatric complications of hemodialysis at a kidney center in Nigeria. *J Psychosom Res*. 1997;42(5):445-51.
31. Aggarwal HK, Jain D, Dabas G, Yadav RK. Prevalence of Depression, Anxiety and Insomnia in Chronic Kidney Disease Patients and their Co-Relation with the Demographic Variables. *Pril (Makedon Akad Nauk Umet Odd Med Nauki)*. 2017;38(2):35-44.
32. Arenas MD, Alvarez-Ude F, Reig-Ferrer A, Zito JP, Gil MT, Carretón MA, et al. Emotional distress and health-related quality of life in patients on hemodialysis: the clinical value of COOP-WONCA charts. *J Nephrol*. 2007;20(3):304-10.
33. Baykan H, Yargic I. Depression, Anxiety Disorders, Quality of Life and Stress Coping Strategies in Hemodialysis and Continuous Ambulatory Peritoneal Dialysis Patients. *Klinik Psikofarmakoloji Bülteni-Bulletin of Clinical Psychopharmacology*. 2012;22(2):167-76.
34. Bossola M, Ciciarelli C, Di Stasio E, Conte GL, Vulpio C, Luciani G, et al. Correlates of symptoms of depression and anxiety in chronic hemodialysis patients. *Gen Hosp Psychiatry*. 2010;32(2):125-31.
35. Bujang MA, Musa R, Liu WJ, Chew TF, Lim CT, Morad Z. Depression, anxiety and stress among patients with dialysis and the association with quality of life. *Asian journal of psychiatry*. 2015;18:49-52.
36. Cantekin I, Curcani M, Tan M. Determining the anxiety and depression levels of pre-dialysis patients in eastern Turkey. *Ren Fail*. 2014;36(5):678-81.
37. Dogu O, Aydemir Y. Anxiety and Depression as Emotional Problems in Patients with Chronic Heart, Kidney and Respiratory Disorders. *International Journal of Caring Sciences*. 2018;11(1):543-9.
38. Dumitrescu AL, Gârneață L, Guzun O. Anxiety, stress, depression, oral health status and behaviours in Romanian hemodialysis patients. *Rom J Intern Med*. 2009;47(2):161-8.
39. Feroze U, Martin D, Kalantar-Zadeh K, Kim JC, Reina-Patton A, Kopple JD. Anxiety and depression in maintenance dialysis patients: preliminary data of a cross-sectional study and brief literature review. *J Ren Nutr*. 2012;22(1):207-10.

40. Griva K, Kang AW, Yu ZL, Lee VY, Zarogianis S, Chan MC, et al. Predicting technique and patient survival over 12 months in peritoneal dialysis: the role of anxiety and depression. *Int Urol Nephrol*. 2016;48(5):791-6.
41. Haverkamp GL, Loosman WL, van den Beukel TO, Hoekstra T, Dekker FW, Chandie Shaw PK, et al. The association of acculturation and depressive and anxiety symptoms in immigrant chronic dialysis patients. *Gen Hosp Psychiatry*. 2016;38:26-30.
42. Hou Y, Li X, Yang L, Liu C, Wu H, Xu Y, et al. Factors associated with depression and anxiety in patients with end-stage renal disease receiving maintenance hemodialysis. *Int Urol Nephrol*. 2014;46(8):1645-9.
43. Johnson S, Dwyer A. Patient perceived barriers to treatment of depression and anxiety in hemodialysis patients. *Clin Nephrol*. 2008;69(3):201-6.
44. Khan MA, Ahmad M. Anxiety, depression and cognitive changes in patients on hemodialysis. *Pakistan Armed Forces Medical Journal*. 2012;62(2):288-92.
45. Klarić M, Letica I, Petrov B, Tomić M, Klarić B, Letica L, et al. Depression and anxiety in patients on chronic hemodialysis in University Clinical Hospital Mostar. *Coll Antropol*. 2009;33 Suppl 2:153-8.
46. Kohli S, Batra P, Aggarwal HK. Anxiety, locus of control, and coping strategies among end-stage renal disease patients undergoing maintenance hemodialysis. *Indian J Nephrol*. 2011;21(3):177-81.
47. Kopple JD, Shapiro BB, Feroze U, Kim JC, Zhang M, Li Y, et al. Hemodialysis treatment engenders anxiety and emotional distress. *Clin Nephrol*. 2017;88(10):205-17.
48. Kutner NG, Fair PL, Kutner MH. Assessing depression and anxiety in chronic dialysis patients. *J Psychosom Res*. 1985;29(1):23-31.
49. Lai K-Y, Chan HS-Y, Leung VK-H, Mok LY-H, Chow K-M, Law M-C, et al. Prevalence of Psychological Problems in Chinese Peritoneal Dialysis Patients. *Hong Kong Journal of Nephrology*. 2005;7(2):82-9.
50. Livesley WJ. Factors associated with psychiatric symptoms in patients undergoing chronic hemodialysis. *Can J Psychiatry*. 1981;26(8):562-6.
51. Loosman WL, Haverkamp GLG, van den Beukel TO, Hoekstra T, Dekker FW, Chandie Shaw PK, et al. Depressive and Anxiety Symptoms in Dutch Immigrant and Native Dialysis Patients. *J Immigr Minor Health*. 2018;20(6):1339-46.
52. Macaron G, Fahed M, Matar D, Bou-Khalil R, Kazour F, Nehme-Chlela D, et al. Anxiety, depression and suicidal ideation in Lebanese patients undergoing hemodialysis. *Community Ment Health J*. 2014;50(2):235-8.
53. McKercher CM, Venn AJ, Blizzard L, Nelson MR, Palmer AJ, Ashby MA, et al. Psychosocial factors in adults with chronic kidney disease: characteristics of pilot participants in the Tasmanian Chronic Kidney Disease study. *BMC nephrology*. 2013;14:83.
54. Mok MMY, Liu CKM, Lam MF, Kwan LPY, Chan GCW, Ma MKM, et al. A Longitudinal Study on the Prevalence and Risk Factors for Depression and Anxiety, Quality of Life, and Clinical Outcomes in Incident Peritoneal Dialysis Patients. *Perit Dial Int*. 2019;39(1):74-82.
55. Najafi A, Keihani S, Bagheri N, Ghanbari Jolfaei A, Mazaheri Meybodi A. Association Between Anxiety and Depression With Dialysis Adequacy in Patients on Maintenance Hemodialysis. *Iran J Psychiatry Behav Sci*. 2016;10(2):e4962.
56. Ng HJ, Tan WJ, Mooppil N, Newman S, Griva K. Prevalence and patterns of depression and anxiety in hemodialysis patients: a 12-month prospective study on incident and prevalent populations. *Br J Health Psychol*. 2015;20(2):374-95.
57. Ottaviani AC, Betoni LC, Pavarini SCI, Say KG, Zazzetta MS, Orlandi FdS. Association between anxiety and depression and quality of life of chronic renal patients on hemodialysis. *Texto Contexto Enferm*. 2016;25(3):e00650015.

58. Palmieri GAO, Graziella Allana Serra Alves de Oliveira, Eid LP, Pompeo DA, de Lima LCEQ, Balderrama LP. Anxious and Depressive Symptoms in Hemodialytic Treatment Patients. *Journal of Nursing UFPE On Line*. 2017;11(11):4360-8.
59. Pérez-Dominguez T, Rodríguez-Pérez A, García-Bello MA, Buset-Ríos N, Rodríguez-Esparragón F, Parodis-López Y, et al. Progression of chronic kidney disease. Prevalence of anxiety and depression in autosomal dominant polycystic kidney disease. *Nefrologia*. 2012;32(3):397-9.
60. Rodrigo C, de Silva A, Lanerolle R. Symptoms of anxiety among patients with chronic kidney disease in Sri Lanka. *Saudi J Kidney Dis Transpl*. 2013;24(6):1256-7.
61. Semaan V, Noureddine S, Farhood L. Prevalence of depression and anxiety in end-stage renal disease: A survey of patients undergoing hemodialysis. *Appl Nurs Res*. 2018;43:80-5.
62. Shafi ST, Shafi T. A comparison of anxiety and depression between pre-dialysis chronic kidney disease patients and hemodialysis patients using hospital anxiety and depression scale. *Pak J Med Sci*. 2017;33(4):876-80.
63. Stasiak CE, Bazan KS, Kuss RS, Schuinski AF, Baroni G. Prevalence of anxiety and depression and its comorbidities in patients with chronic kidney disease on hemodialysis and peritoneal dialysis. *J Bras Nefrol*. 2014;36(3):325-31.
64. Takaki J, Nishi T, Shimoyama H, Inada T, Matsuyama N, Kumano H, et al. Interactions among a stressor, self-efficacy, coping with stress, depression, and anxiety in maintenance hemodialysis patients. *Behav Med*. 2003;29(3):107-12.
65. Turkistani I, Nuqali A, Badawi M, Taibah O, Alserihy O, Morad M, et al. The prevalence of anxiety and depression among end-stage renal disease patients on hemodialysis in Saudi Arabia. *Ren Fail*. 2014;36(10):1510-5.
66. Ugurlu N, Bastug D, Cevirme A, Uysal DD. Determining quality of life, depression and anxiety levels of hemodialysis patients. *Journal of Society for development in new net environment in B&H*. 2012;6(8):2860-9.
67. Vasilopoulou C, Bourtsi E, Giaple S, Koutelekos I, Theofilou P, Polikandrioti M. The Impact of Anxiety and Depression on the Quality of Life of Hemodialysis Patients. *Glob J Health Sci*. 2015;8(1):45-55.
68. Wang SY, Zang XY, Liu JD, Cheng M, Shi YX, Zhao Y. Indicators and correlates of psychological disturbance in Chinese patients receiving maintenance hemodialysis: a cross-sectional study. *Int Urol Nephrol*. 2015;47(4):679-89.
69. Yoong RK, Mooppil N, Khoo EY, Newman SP, Lee VY, Kang AW, et al. Prevalence and determinants of anxiety and depression in end stage renal disease (ESRD). A comparison between ESRD patients with and without coexisting diabetes mellitus. *J Psychosom Res*. 2017;94:68-72.
70. Zhang M, Kim JC, Li Y, Shapiro BB, Porszasz J, Bross R, et al. Relation between anxiety, depression, and physical activity and performance in maintenance hemodialysis patients. *J Ren Nutr*. 2014;24(4):252-60.
71. Gerogianni G, Polikandrioti M, Babatsikou F, Zyga S, Alikari V, Vasilopoulos G, et al. Anxiety-Depression of Dialysis Patients and Their Caregivers. *Medicina (Kaunas)*. 2019;55(5).
72. Marthoenis M, Syukri M, Abdullah A, Tandi TMR, Putra N, Laura H, et al. Quality of life, depression, and anxiety of patients undergoing hemodialysis: Significant role of acceptance of the illness. *Int J Psychiatry Med*. 2020;91217420913382.
73. Karasneh R, Al-Azzam S, Altawalbeh SM, Alshogran OY, Hawamdeh S. Predictors of symptom burden among hemodialysis patients: a cross-sectional study at 13 hospitals. *Int Urol Nephrol*. 2020;52(5):959-67.
74. Alshraifeen A, Alnuaimi K, Al-Rawashdeh S, Ashour A, Al-Ghabeesh S, Al-Smadi A. Spirituality, Anxiety and Depression Among People Receiving Hemodialysis Treatment in Jordan: A Cross-Sectional Study. *J Relig Health*. 2020.
75. Mosleh H, Alenezi M, Al Johani S, Alsani A, Fairaq G, Bedaiwi R. Prevalence and Factors of Anxiety and Depression in Chronic Kidney Disease Patients Undergoing Hemodialysis: A Cross-sectional Single-Center Study in Saudi Arabia. *Cureus*. 2020;12(1):e6668.

76. Touil D, Aouane M, Ahami AOT. Evaluation Of Anxiety And Depression Disorders And The Associated Factors Among Hemodialysis Subjects. 2019;17(4):405-16.
77. Schouten RW, Haverkamp GL, Loosman WL, Chandie Shaw PK, van Ittersum FJ, Smets YFC, et al. Anxiety Symptoms, Mortality, and Hospitalization in Patients Receiving Maintenance Dialysis: A Cohort Study. *Am J Kidney Dis.* 2019;74(2):158-66.
78. Collister D, Rodrigues JC, Mazzetti A, Salisbury K, Morosin L, Rabbat C, et al. Single Questions for the Screening of Anxiety and Depression in Hemodialysis. *Can J Kidney Health Dis.* 2019;6:2054358118825441.
79. Brito DCS, Machado EL, Reis IA, Carmo LPFD, Cherchiglia ML. Depression and anxiety among patients undergoing dialysis and kidney transplantation: a cross-sectional study. *Sao Paulo Med J.* 2019;137(2):137-47.
80. Galain AI, Dapuelto JJ, Alvarez R, Gadola L. Prevalence of Symptoms and Symptom Clusters of Patients on Dialysis in Uruguay. *Value Health Reg Issues.* 2019;20:28-35.
81. Somers JM, Goldner EM, Waraich P, Hsu L. Prevalence and incidence studies of anxiety disorders: a systematic review of the literature. *Can J Psychiatry.* 2006;51(2):100-13.
82. Mitchell AJ, Chan M, Bhatti H, Halton M, Grassi L, Johansen C, et al. Prevalence of depression, anxiety, and adjustment disorder in oncological, haematological, and palliative-care settings: a meta-analysis of 94 interview-based studies. *Lancet Oncol.* 2011;12(2):160-74.
83. Remes O, Brayne C, van der Linde R, Lafortune L. A systematic review of reviews on the prevalence of anxiety disorders in adult populations. *Brain Behav.* 2016;6(7):e00497.
84. Floege J, Mak RH, Molitoris BA, Remuzzi G, Ronco P. Nephrology research--the past, present and future. *Nat Rev Nephrol.* 2015;11(11):677-87.
85. Brandenbarg D, Maass SWMC, Geerse OP, Stegmann ME, Handberg C, Schroevers MJ, et al. A systematic review on the prevalence of symptoms of depression, anxiety and distress in long-term cancer survivors: Implications for primary care. *Eur J Cancer Care (Engl).* 2019;28(3):e13086.
86. Palmer S, Vecchio M, Craig JC, Tonelli M, Johnson DW, Nicolucci A, et al. Prevalence of depression in chronic kidney disease: systematic review and meta-analysis of observational studies. *Kidney Int.* 2013;84(1):179-91.
87. Madero M, Gul A, Sarnak MJ. Cognitive function in chronic kidney disease. *Semin Dial.* 2008;21(1):29-37.
88. Simões E Silva AC, Miranda AS, Rocha NP, Teixeira AL. Neuropsychiatric Disorders in Chronic Kidney Disease. *Front Pharmacol.* 2019;10:932.
89. Craske MG, Stein MB. Anxiety. *Lancet.* 2016;388(10063):3048-59.
90. Devins GM, Hunsley J, Mandin H, Taub KJ, Paul LC. The marital context of end-stage renal disease: illness intrusiveness and perceived changes in family environment. *Ann Behav Med.* 1997;19(4):325-32.
91. Thomson; S, Figueras; J, Jowett; TEM, Maresso; PMA, Karanikolos; JCM, Kluge H. Economic crisis, health systems and health in Europe: impact and implications for policy. World Health Organization Regional Office For Europe; 2014.
92. Hinton DE, Park L, Hsia C, Hofmann S, Pollack MH. Anxiety disorder presentations in Asian populations: a review. *CNS Neurosci Ther.* 2009;15(3):295-303.
93. Hinton DE. Multicultural challenges in the delivery of anxiety treatment. *Depress Anxiety.* 2012;29(1):1-3.
94. Asnaani A, Richey JA, Dimaite R, Hinton DE, Hofmann SG. A cross-ethnic comparison of lifetime prevalence rates of anxiety disorders. *J Nerv Ment Dis.* 2010;198(8):551-5.
95. Williams MT, Chapman LK, Wong J, Turkheimer E. The role of ethnic identity in symptoms of anxiety and depression in African Americans. *Psychiatry Res.* 2012;199(1):31-6.
96. Inker LA, Astor BC, Fox CH, Isakova T, Lash JP, Peralta CA, et al. KDOQI US commentary on the 2012 KDIGO clinical practice guideline for the evaluation and management of CKD. *Am J Kidney Dis.* 2014;63(5):713-35.

97. Loosman WL, Siegert CE, Korzec A, Honig A. Validity of the Hospital Anxiety and Depression Scale and the Beck Depression Inventory for use in end-stage renal disease patients. *Br J Clin Psychol*. 2010;49(Pt 4):507-16.
98. Maters GA, Sanderman R, Kim AY, Coyne JC. Problems in cross-cultural use of the hospital anxiety and depression scale: "no butterflies in the desert". *PLoS One*. 2013;8(8):e70975.
99. Che H-H, Lu M-L, Chen H-C, Chang S-W, Lee Y-J. Validation of the Chinese Version of the Beck Anxiety Inventory. *臺灣醫學*. 2006;10(4).
100. Hedayati SS, Yalamanchili V, Finkelstein FO. A practical approach to the treatment of depression in patients with chronic kidney disease and end-stage renal disease. *Kidney Int*. 2012;81(3):247-55.
101. McLean CP, Asnaani A, Litz BT, Hofmann SG. Gender differences in anxiety disorders: prevalence, course of illness, comorbidity and burden of illness. *J Psychiatr Res*. 2011;45(8):1027-35.
102. Altemus M, Sarvaiya N, Neill Epperson C. Sex differences in anxiety and depression clinical perspectives. *Front Neuroendocrinol*. 2014;35(3):320-30.
103. Fuentes K, Cox BJ. Prevalence of anxiety disorders in elderly adults: a critical analysis. *J Behav Ther Exp Psychiatry*. 1997;28(4):269-79.
104. Bjelland I, Krokstad S, Mykletun A, Dahl AA, Tell GS, Tambs K. Does a higher educational level protect against anxiety and depression? The HUNT study. *Soc Sci Med*. 2008;66(6):1334-45.
105. Tiller JW. Depression and anxiety. *Med J Aust*. 2013;199(S6):S28-31.
106. Fava M, Rush AJ, Alpert JE, Balasubramani GK, Wisniewski SR, Carmin CN, et al. Difference in treatment outcome in outpatients with anxious versus nonanxious depression: a STAR*D report. *Am J Psychiatry*. 2008;165(3):342-51.
107. Jacobson NC, Newman MG. Anxiety and depression as bidirectional risk factors for one another: A meta-analysis of longitudinal studies. *Psychol Bull*. 2017;143(11):1155-200.