

Journal of Epidemiology & Community Health

Mortality rates from COVID-19 in Spain and Italy, Lessons for the UK!

Journal:	<i>Journal of Epidemiology & Community Health</i>
Manuscript ID	Draft
Article Type:	Original research
Date Submitted by the Author:	n/a
Complete List of Authors:	Davis, Adrian; University College London, Ear Institute; AD CAVE SOLUTIONS Limited Stratton, Irene; Cheltenham General Hospital, Gloucestershire Retinal Research Group Quinton, Richard; Newcastle Upon Tyne Hospitals NHS Trust O'Donoghue, Gerard; Nottingham Digestive Diseases Biomedical Research Centre, Otorhinolaryngology Roberts, Graham; University College Cork, HRC-Clinical Research Facility; Swansea University, Diabetes Research Group
Keywords:	EPIDEMIOLOGY, PUBLIC HEALTH, INFECTION

SCHOLARONE™
Manuscripts

medRxiv preprint doi: <https://doi.org/10.1101/2020.05.13.20100453>; this version posted May 19, 2020. The copyright holder for this preprint (which was not certified by peer review) is the author/funder, who has granted medRxiv a license to display the preprint in perpetuity. It is made available under a [CC-BY-NC-ND 4.0 International license](#).

Mortality rates from COVID-19 in Spain and Italy, Lessons for the UK!

Adrian Davis,

University College London, Ear Institute
London, UK

And

AD CAVE SOLUTIONS Limited
67 Rossendale Way, London, NW1 0XA, UK
Phone: 07951722642

adriancjdavis@me.com

Irene Stratton

Cheltenham General Hospital, Gloucestershire Retinal Research Group
Cheltenham, Gloucestershire, UK
07979367684

Richard Quinton

Newcastle Upon Tyne Hospitals NHS Trust
Newcastle Upon Tyne, Newcastle upon Tyne, UK

Gerard O'Donoghue .

NIHR Biomedical Research Centre at Nottingham,

Otorhinolaryngology,

Nottingham University Hospitals NHS Trust, UK
07970091724

Graham Roberts

University College Cork, HRC-Clinical Research Facility
University Hospital Waterford
Dunmore Road
Waterford
Cork, IE
+353876456168

medRxiv preprint doi: <https://doi.org/10.1101/2020.05.13.20100453>; this version posted May 19, 2020. The copyright holder for this preprint (which was not certified by peer review) is the author/funder, who has granted medRxiv a license to display the preprint in perpetuity. It is made available under a [CC-BY-NC-ND 4.0 International license](https://creativecommons.org/licenses/by-nc-nd/4.0/).

Abstract

Background

The Covid-19 pandemic brings major new challenges to health services resulting from the lack of a vaccine and from the enormous resources it can consume over a prolonged period. The available control measures are currently limited to quarantining, contact ‘tracking and tracing’ and social distancing. Disease transmission to health care workers is common and deaths among clinical and nursing staff have been reported in the UK (where serious concerns about the availability of personal protective equipment – PPE – have been raised) and elsewhere; particularly in Lombardy, where General Practitioners (*Medici di Base*) have died in disproportionate numbers.

Methods

Data from Italy and Spain was obtained from publicly available sources which are more comprehensive than that available to date (April 2020) in the UK and the advanced timing of the crisis in these locations allows their sources to propose a strategy of allocating staff roles with due respect to the age and sex of staff in order to reduce the pressure on the limited resource of critical care beds and diminish the quantity of hospital acquired infections encountered in treating the known large proportions of patients who were infected as healthcare workers. Such strategy would dramatically reduce unnecessary death and illness in the caring professions and assist employers in reasonable health and safety compliance for their workforce.

In addition to those staff employed in patient care roles prior to the pandemic, doctors and nurses who have recently retired from the NHS have been invited via their respective regulatory bodies such as the United Kingdom General Medical Council (GMC) and Nursing & Midwifery Council (NMC) to return to the front-line. Those who are qualified for clinical and nursing roles, but who are now working in research, education and management roles have also been welcomed by the NHS and placed in clinical roles undertaking face-to face delivery of care. The first COVID-19-related deaths reported in NHS doctors were all male clinicians from BAME background over 50 years of age.

Results

Herein, we construct a measure of fatality as a function of population Covid-19 status to examine the data from Spain and Italy, where the pandemic struck much sooner. This shows a doubling in relative risk for men compared to women and a 20-fold increase for those 60-19 compared to women 40-49.

Conclusion

The analyses suggest a stratified approach to allocating staff, through making these results available to those who volunteer for front line roles. This should result in preserving as many of the valuable older

1
2
3
4
5
6
7
8
9
10
11
12
13
14
15
16
17
18
19
20
21
22
23
24
25
26
27
28
29
30
31
32
33
34
35
36
37
38
39
40
41
42
43
44
45
46
47
48
49
50
51
52
53
54
55
56
57
58
59
60

medRxiv preprint doi: <https://doi.org/10.1101/2020.05.13.20100453>; this version posted May 19, 2020. The copyright holder for this preprint (which was not certified by peer review) is the author/funder, who has granted medRxiv a license to display the preprint in perpetuity. It is made available under a [CC-BY-NC-ND 4.0 International license](#).

doctors and nurses as possible with their expertise, experience, managerial skills and to maintain the coherence and leadership of their teams and research groups.

Confidential: For Review Only

medRxiv preprint doi: <https://doi.org/10.1101/2020.05.13.20100453>; this version posted May 19, 2020. The copyright holder for this preprint (which was not certified by peer review) is the author/funder, who has granted medRxiv a license to display the preprint in perpetuity. It is made available under a [CC-BY-NC-ND 4.0 International license](https://creativecommons.org/licenses/by-nc-nd/4.0/).

Introduction

The Covid-19 pandemic brings major new challenges to health services resulting from the lack of a vaccine and from the enormous resources it can consume over a prolonged period. The available control measures are currently limited to quarantining, contact ‘tracking and tracing’ and social distancing. Disease transmission to health care workers is common and deaths among clinical and nursing staff have been reported in the UK (where serious concerns about the availability of personal protective equipment – PPE – have been raised) and elsewhere; particularly in Lombardy, where General Practitioners (*Medici di Base*) have died in disproportionate numbers.

Data from Italy and Spain is more comprehensive than that available to date in the UK and the advanced timing of the crisis in these locations allows their sources to propose a strategy of allocating staff roles with due respect to the age and sex of staff in order to reduce the pressure on the limited resource of critical care beds and diminish the quantity of hospital acquired infections encountered in treating the known large proportions of patients who were infected as healthcare workers. Such strategy would dramatically reduce unnecessary death and illness in the caring professions and assist employers in reasonable health and safety compliance for their workforce.

In addition to those staff employed in patient care roles prior to the pandemic, doctors and nurses who have recently retired from the NHS have been invited via their respective regulatory bodies such as the United Kingdom General Medical Council (GMC) and Nursing & Midwifery Council (NMC) to return to the front-line. Those who are qualified for clinical and nursing roles, but who are now working in research, education and management roles have also been welcomed by the NHS and placed in clinical roles undertaking face-to face delivery of care. The first COVID-19-related deaths reported in NHS doctors were all male clinicians over 50 years of age.

Herein, we examine the data from Spain and Italy, where the pandemic struck much sooner, and suggest a stratified approach to allocating staff to front line roles, in order to preserve as many of the valuable older doctors and nurses, their expertise, experience, managerial skills and to maintain the coherence and leadership of their teams and research groups.

medRxiv preprint doi: <https://doi.org/10.1101/2020.05.13.20100453>; this version posted May 19, 2020. The copyright holder for this preprint (which was not certified by peer review) is the author/funder, who has granted medRxiv a license to display the preprint in perpetuity. It is made available under a [CC-BY-NC-ND 4.0 International license](#) .

Methods

We extracted data on numbers, demographic characteristics and fatality of people who tested positive for COVID-19 from Italy and Spain from their respective Health Ministry websites, and determined fatality outcomes stratified by age and sex.

Data for age, specialty and sex of Italian doctors who have died in the COVID-19 pandemic were extracted from obituary notices (1)

Data on clinical and nursing staff who have died were extracted from the Daily Telegraph

All analyses were carried out with SAS v 9.4

medRxiv preprint doi: <https://doi.org/10.1101/2020.05.13.20100453>; this version posted May 19, 2020. The copyright holder for this preprint (which was not certified by peer review) is the author/funder, who has granted medRxiv a license to display the preprint in perpetuity. It is made available under a [CC-BY-NC-ND 4.0 International license](#).

Results

The basic data we extracted are shown in Table 1 and we performed logistic regression using country, sex and age-group as the major independent variables. The analyses show that country, sex and age-group were all highly significant ($p < 0.001$ for each). Table 2 shows the relative risk ratios for the sex and age-group contrasts using women 40-49 as the comparison group (due to the numbers available at that sex and age category to make stable comparisons).

Information was available for deaths of 92 Italian and xx Spanish doctors. Amongst male doctors, 45 were clinically active aged 65 (62 to 68) (median (25th to 75th centile)), of these 23 were general practitioners, 37 were retired (74 (69 to 80)), 4 between ages of 67 and 81 had returned from retirement to assist in the COVID-19 pandemic. Of 6 women doctors who had died 3 were clinically active (2 GPs and a public health doctor) and aged 57 to 68.

As at 13/04/20 11 male doctors between the ages of 53 and 79 had died (presumed from Covid-19) in the UK, all BAME, median aged 68 (IQR 62 to 76), 16 nurses and midwives had died, 4 men and 12 women, median aged 52 (39 to 58), 43% were from BAME backgrounds. Two hospital porters and a pharmacist had also died.

Conclusion

The initial crisis management of the Covid-19 pandemic has now moved to a stage of planning in which Human Resources management seeks to be logical and compliant with health and safety legislation. This has included the concept of "Vulnerable Healthcare Workers" who the employer should seek to protect from the excessive risks associated with their predisposition toward mortality or morbidity from exposures in the workplace.

We offer evidence that some staff members are known to be at multiples of risk far higher than those who have been added to the list of "Vulnerable Healthcare Workers". This evidence will allow employers to add these groups to the list of "Vulnerable Healthcare Workers" who should be protected from direct patient contact with Covid-19.

We suggest that within the working healthcare population, this would apply to males over the age of 50 years and females over the age of 60 years.

The reports of mortality and morbidity available from the health ministries of Spain and Italy are exemplary and the information should be used to optimise the use of staff in the health service and

1 medRxiv preprint doi: <https://doi.org/10.1101/2020.05.13.20100453>; this version posted May 19, 2020. The copyright holder for this preprint
2 (which was not certified by peer review) is the author/funder, who has granted medRxiv a license to display the preprint in perpetuity.
3 It is made available under a [CC-BY-NC-ND 4.0 International license](#).
4 in other industries, in order to preserve life and to reduce the load on hospital beds (especially in
5 ICU) and need for respirators.

6 Limitations of this work

7
8
9
10 The proportion of those who test positive who then die is higher in Italy than in Spain. The protocols
11 for testing were unavailable to us and these may vary from region to region within each of the two
12 countries.

13
14
15 At all ages the proportion of men of those infected who die is twice that of women using our metric.
16 So in each group prioritising women over men when staffing COVID wards should reduce the
17 number falling ill and the need for hospital beds and mortality. The Spanish data includes the
18 number hospitalised and for each age group the proportion of those tested who are hospitalised is
19 lower for women than for men. This may be because of the testing protocols but it would tend to
20 suggest that men get more severe symptoms – maybe more of them have diabetes which is one of
21 the common underlying health conditions in both the Spanish and the Italian reports – in both the
22 proportion of those die who have diabetes is about 30%.

23
24
25 The age gradient is striking – the odds ratio for those 60 to 69 compared to those 30 to 39 is 19. Calls
26 for recently retired doctors and nurses to return to the healthcare systems would need to risk
27 manage this available knowledge.

28
29
30 At the moment when there are still inadequate supplies of Personal Protective Equipment (PPE)
31 managers should try to reduce the risk of losing staff by putting younger doctors and nursing staff
32 onto the COVID-19 wards.

33
34
35 It is not possible to make any statements about ethnicity – although the data from the UK shows
36 that all the doctors and 43% of the nurses who have died had come from a BAME background which
37 would tend to suggest that they are elevated risk of death.

38 **“What is already known on this subject?”**

39
40
41
42
43
44
45
46
47
48
49
50
51
52
53
54
55
56
57
58
59
60
COVID-19 is a major pandemic and threat to public health globally. The epidemiology, prevalence, natural history, severity pattern and contact spread and fatality rates are not well known or understood yet these are a major priority from the WHO research priorities for COVID (2). There are anecdotal accounts of the prevalence and impact being different by sex, age and BAME status, however no data are published that add evidence to these accounts

medRxiv preprint doi: <https://doi.org/10.1101/2020.05.13.20100453>; this version posted May 19, 2020. The copyright holder for this preprint (which was not certified by peer review) is the author/funder, who has granted medRxiv a license to display the preprint in perpetuity.

It is made available under a [CC-BY-NC-ND 4.0 International license](https://creativecommons.org/licenses/by-nc-nd/4.0/).

“What does this study add?”

This study collates data from public sources for two European countries (Spain and Italy) concerning declared rates of infection and mortality and constructs a preliminary index of fatality for health care workers that shows very large differences in impact between men and women and between young and older people working in healthcare in face to face roles with COVID-19 patients. Men have twice the fatality rates of women and older people (60+) have almost 20 times the fatality rates of young healthworkers (30-39).

References

- (1) (<https://portale.fnomceo.it/elenco-dei-medici-caduti-nel-corso-dellepidemia-di-covid-19/>)
- (2) [https://www.who.int/who-documents-detail/a-coordinated-global-research-roadmap p 15](https://www.who.int/who-documents-detail/a-coordinated-global-research-roadmap-p-15)
[accessed 25/4/20 18:30](#)

Table 1 – Fatality of health workers from COVID-19 in Spain and Italy as function of sex and age range per positive test rates									
Spain (as at 13 th April 2020)						Italy (as at 9 th April 2020)			
Age Range	N ^o . test positive cases	N ^o . hospitalised	N ^o . ICU admitted	N ^o . Died	Fatality rate: Proportion of those tested positive who are known to have died	Age Range	N ^o . test positive cases	N ^o . Died	Fatality rate: Proportion of those tested positive who are known to have died
Females:									
<2	69	41	5	2	2.90%	≤9	425	1	0.24%
2-4	32	9	1	0	0.00%				
5-14	153	30	1	0	0.00%	10-19	712	0	0.00%
15-29	3,975	472	19	6	0.15%	20-29	3,576	2	0.06%
30-39	6,518	1,032	47	14	0.21%	30-39	5,316	11	0.21%
40-49	9,369	1,980	96	35	0.37%	40-49	9,676	39	0.40%
50-59	11,369	3,223	224	79	0.69%	50-59	12,864	133	1.03%
60-69	8,671	4,135	358	241	2.78%	60-69	7,908	423	5.35%
70-79	7,507	4,969	362	701	9.34%	70-79	8,666	1,393	16.07%
≥80	11,348	5,922	59	2,241	19.75%	≥80	15,876	3,472	21.87%
Totals	59,011	21,813	1,172	3,319			65,019	5,474	
Males:									
<2	99	61	9	2	2.02%	≤9	509	0	0.00%
2-4	32	8	1	0	0.00%				
5-14	150	24	3	0	0.00%	10-19	717	0	0.00%
15-29	2,174	439	27	8	0.37%	20-29	2,752	5	0.18%
30-39	4,245	1,180	95	18	0.42%	30-39	4,612	25	0.54%
40-49	7,544	3,020	270	62	0.82%	40-49	8,021	114	1.42%
50-59	9,682	4,888	571	178	1.84%	50-59	13,469	504	3.74%
60-69	10,127	6,311	937	554	5.47%	60-69	13,784	1,532	11.11%
70-79	10,402	7,646	895	1,685	16.20%	70-79	14,234	3,968	27.88%
≥80	9,494	6,422	81	2,817	29.67%	≥80	12,555	5,015	39.94%
Totals	53,949	29,999	2,889	5,324			70,653	11,163	

1
2
3
4
5
6
7
8
9
10
11
12
13
14
15
16
17
18
19
20
21
22
23
24
25
26
27
28
29
30
31
32
33
34
35
36
37
38
39
40
41
42
43
44
45
46

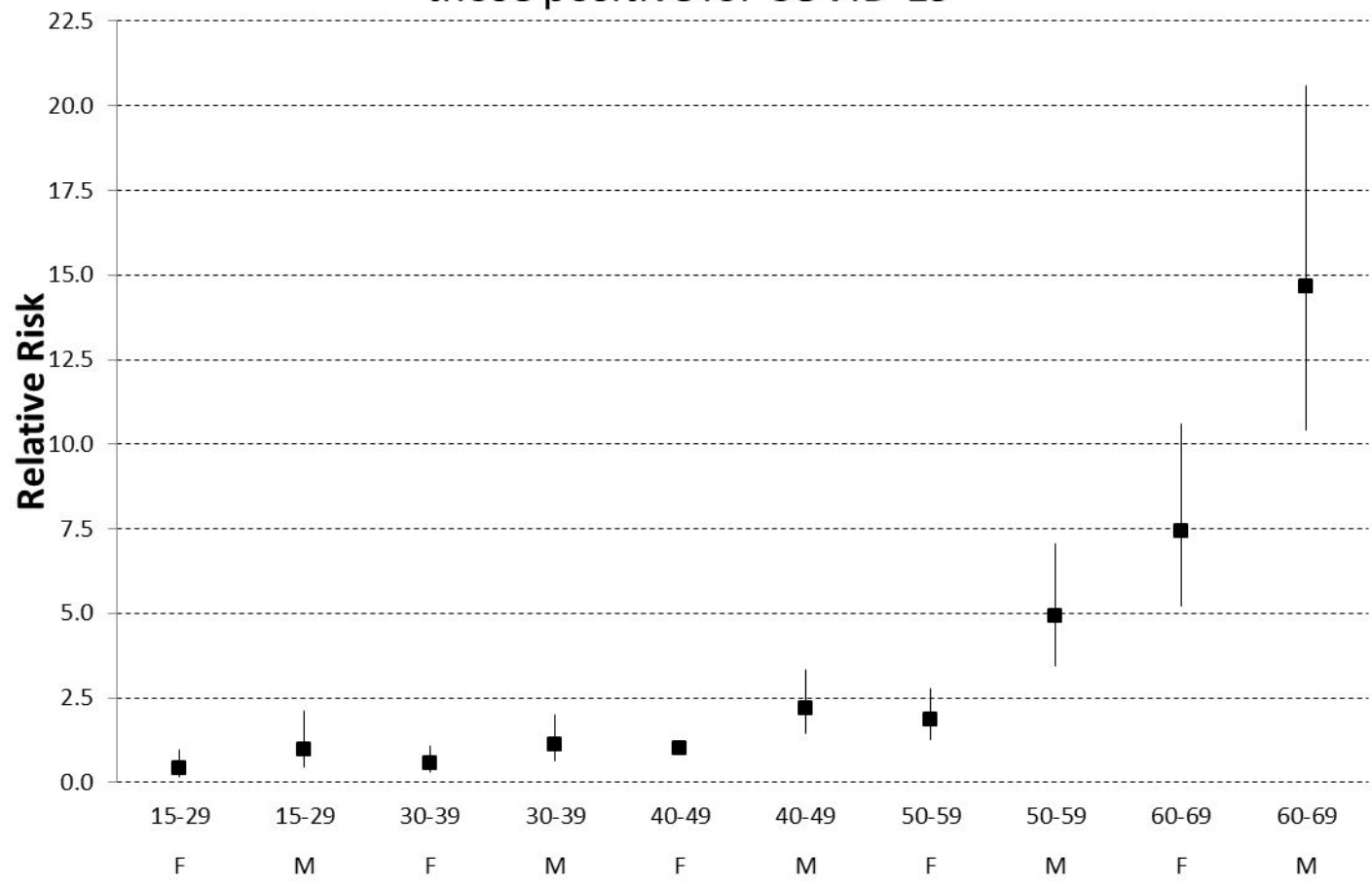
Effect	Point Estimate	95% Wald Confidence Limits	
Sex M vs F	2.12	2.06	2.18
Age group 40-49 vs 40-49	2.15	1.65	2.815
50-59 vs 40-49	5.40	4.22	6.92
60-69 vs 40-49	19.4	15.2	24.6
70-79 vs 40-49	62	49	79
80 and above vs 40-49	115	91	145
Country Italy vs Spain	1.63	1.58	1.68

Figure 2: Relative risk and 95% confidence interval for death in Spain and Italy, with reference group being women aged 40-49

1
2
3
4
5
6
7
8
9
10
11
12
13
14
15
16
17
18
19
20
21
22
23
24
25
26
27
28
29
30
31
32
33
34
35
36
37
38
39
40
41
42
43
44
45
46

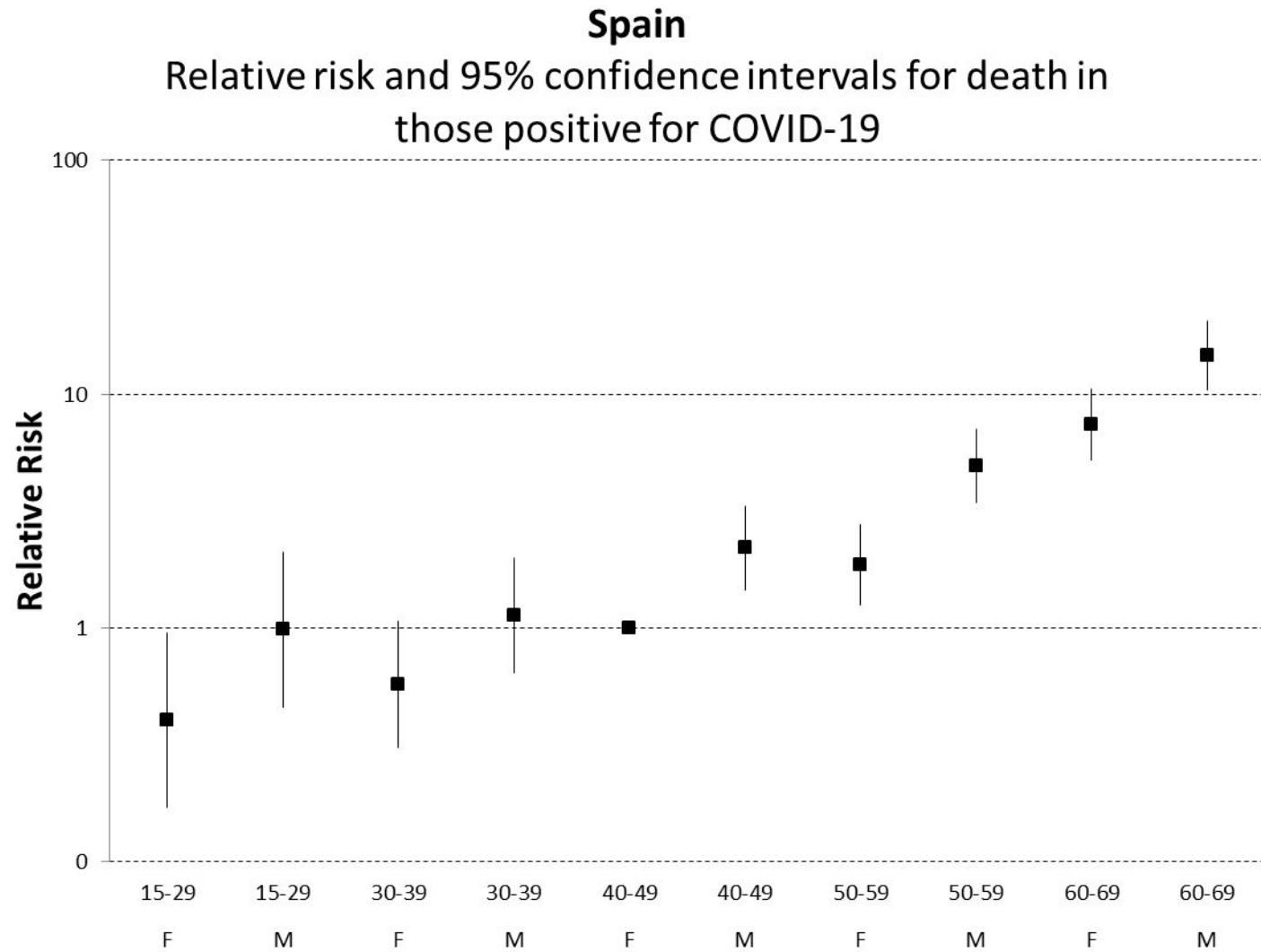
Spain

Relative risk and 95% confidence intervals for death in those positive for COVID-19



Only

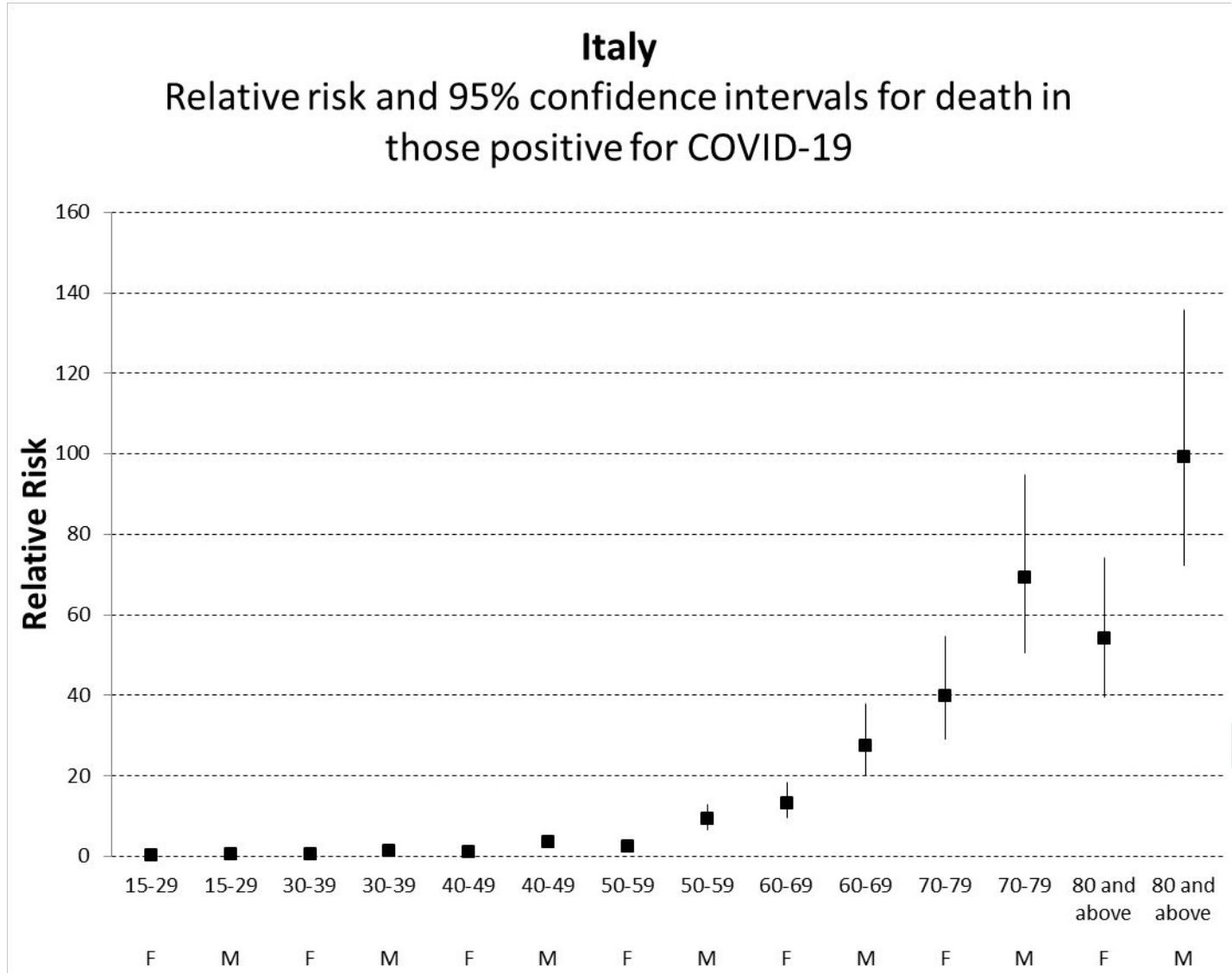
Figure 1: Relative risk and 95% confidence interval for death in Spain, with reference group being women aged 40-49



Only

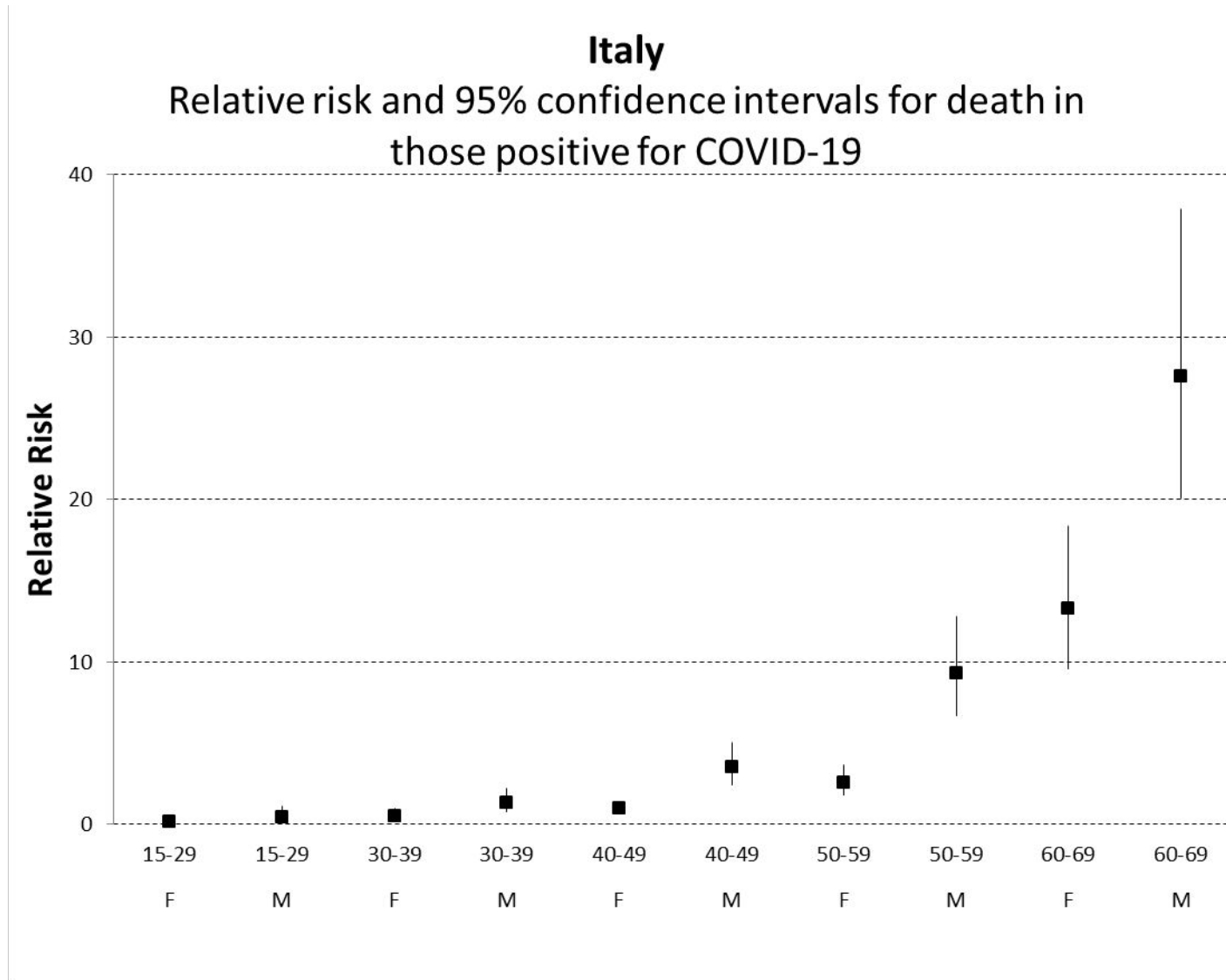
Figure 2: Relative risk and 95% confidence interval for death in Spain, with reference group being women aged 40-49

1
2
3
4
5
6
7
8
9
10
11
12
13
14
15
16
17
18
19
20
21
22
23
24
25
26
27
28
29
30
31
32
33
34
35
36
37
38
39
40
41
42
43
44
45
46

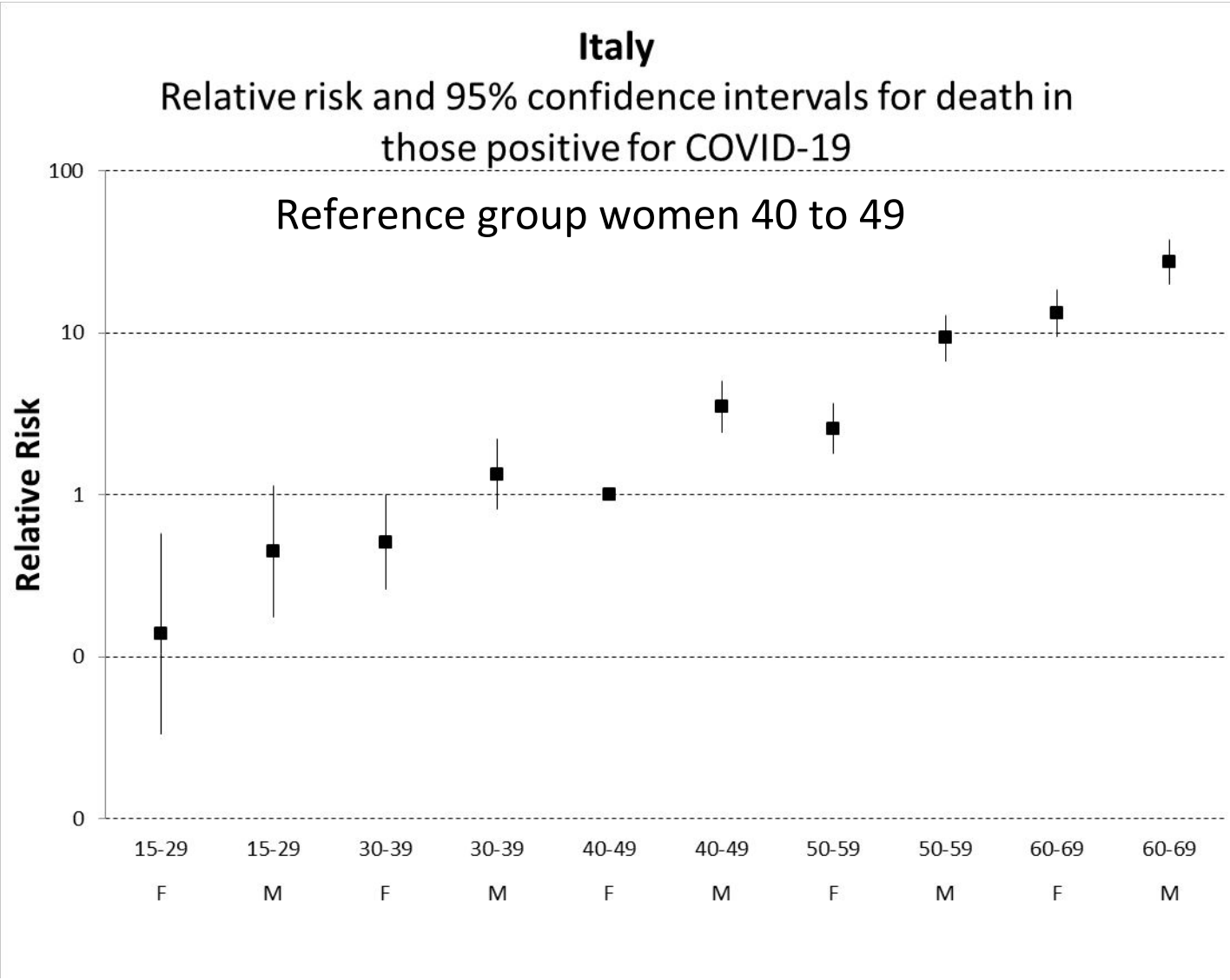


Only

Figure 3: Relative risk and 95% confidence interval for death in Italy, with reference group being women aged 40-49



38 Figure 4: Relative risk and 95% confidence interval for death in Italy, with reference group being women aged 40-49
39
40
41
42



Only

Figure 5: Relative risk and 95% confidence interval for death in Italy, with reference group being women aged 40-49

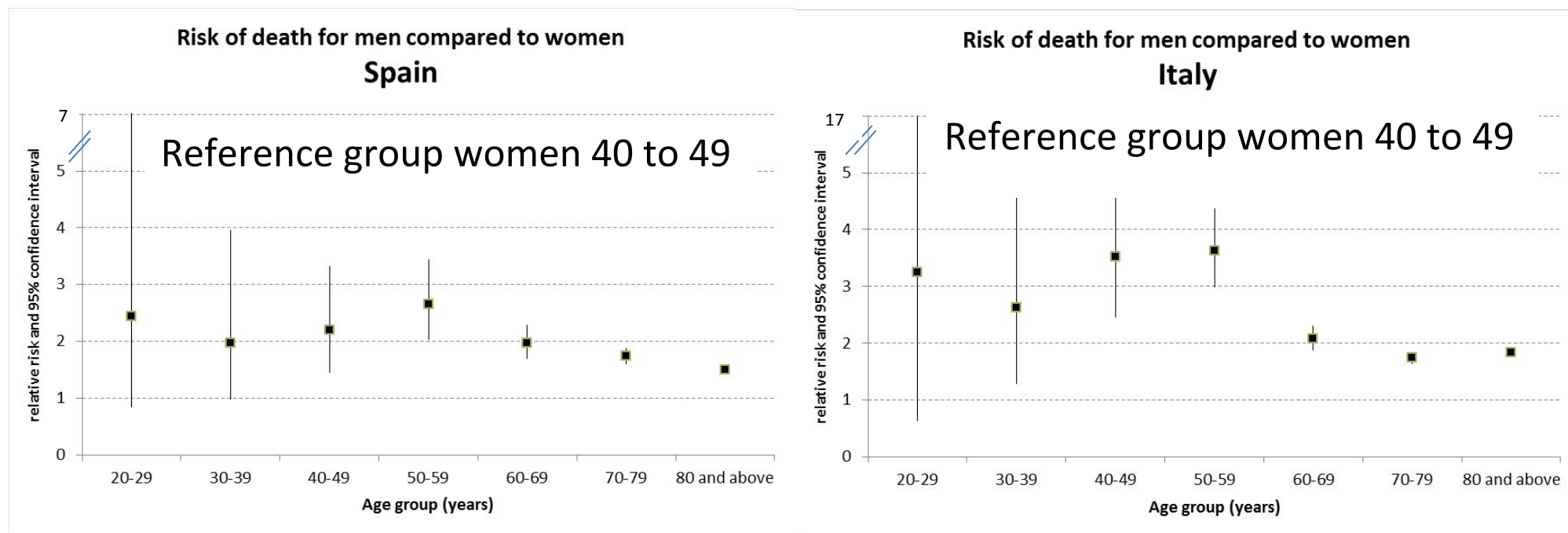


Figure 6 Relative risk and 95% confidence interval for death in men compared to women, taking women aged 40 to 49 as the reference group