

The first 100 days of SARS-CoV-2 control in Vietnam

Pham Quang Thai^{1,2}, MD, Maia A Rabaa^{3,4}, PhD, Duong Huy Luong⁵, MD, Dang Quang Tan⁶, MD, Tran Dai Quang⁶, MD, Ha-Linh Quach^{1,7}, MSc, Ngoc-Anh Hoang Thi^{1,7}, BSPH, Phung Cong Dinh⁸, MSc, Ngu Duy Nghia¹, MD, Tran Anh Tu¹, MD, La Ngoc Quang⁹, MD, Tran My Phuc⁴, MBA, Vinh Chau⁴, MSc, Nguyen Cong Khanh¹, MD, Dang Duc Anh^{1,*}, MD, Tran Nhu Duong¹, MD, Guy Thwaites^{3,4}, MD, H Rogier van Doorn^{3,4}, MD, Marc Choisy^{3,4}, PhD, OUCRU COVID-19 Research Group†

¹National Institute of Hygiene and Epidemiology, Vietnam

²School of Preventive Medicine and Public Health, Hanoi Medical University, Vietnam

³Centre for Tropical Medicine and Global Health, Nuffield Department of Medicine, University of Oxford, UK

⁴Oxford University Clinical Research Unit, Vietnam

⁵Medical Services Administration, Ministry of Health, Vietnam

⁶General Department of Preventive Medicine, Ministry of Health, Vietnam

⁷Research School of Population Health, Australian National University, Australia

⁸National Agency for Science and Technology Information, Ministry of Science and Technology, Vietnam

⁹Hanoi University of Public Health, Vietnam

†Members listed in the acknowledgments

***Corresponding author:** Professor Dang Duc Anh, Director, National Institute of Hygiene and Epidemiology, Hanoi, Vietnam. dda@nihe.org.vn

NOTE: This preprint reports new research that has not been certified by peer review and should not be used to guide clinical practice.

Abstract

Background:

One hundred days after SARS-CoV-2 was first reported in Vietnam on January 23rd, 270 cases have been confirmed, with no deaths. We describe the control measures used and their relationship with imported and domestically-acquired case numbers.

Methods:

Data on the first 270 SARS-CoV-2 infected cases and the timing and nature of control measures were captured by Vietnam's National Steering Committee for COVID-19 response. Apple and Google mobility data provided population movement proxies. Serial intervals were calculated from 33 infector-infectee pairs and used to estimate the proportion of pre-symptomatic transmission events and time-varying reproduction numbers.

Results:

After the first confirmed case on January 23rd, the Vietnamese Government initiated mass communications measures, contact tracing, mandatory 14-day quarantine, school and university closures, and progressive flight restrictions. A national lockdown was implemented between April 1st and 22nd. Around 200,000 people were quarantined and 266,122 RT-PCR tests conducted. Population mobility decreased progressively before lockdown. 60% (163/270) of cases were imported; 43% (89/208) of resolved infections were asymptomatic. 21 developed severe disease, with no deaths. The serial interval was 3.24 days, and 27.5% (95% confidence interval, 15.7%-40.0%) of transmissions occurred pre-symptomatically. Limited transmission amounted to a maximum reproduction number of 1.15 (95% confidence interval, 0.37-2.36). No community transmission has been detected since April 15th.

Conclusions:

Vietnam has controlled SARS-CoV-2 spread through the early introduction of communication, contact-tracing, quarantine, and international travel restrictions. The value of these interventions is supported by the high proportion of asymptomatic cases and imported cases, and evidence for substantial pre-symptomatic transmission.

Introduction

The severe acute respiratory syndrome coronavirus 2 (SARS-CoV-2) emerged in Wuhan city, Hubei Province, China, in late 2019¹. On January 30th, the WHO declared the outbreak a 'Public Health Emergency of International Concern', and on March 11th a global pandemic. By May 1st 2020, the virus had infected more than 3 million people and killed over 200,000. The numbers of cases and deaths continue to rise in many countries worldwide and the virus now represents the greatest acute infectious threat to humankind since the influenza pandemic of 1918.

SARS-CoV-2 is antigenically different from known human and zoonotic coronaviruses and there is no known pre-existing population immunity². It is highly transmissible through respiratory secretions expelled from an infected person, with a basic reproduction number (R_0) estimated between 2 and 3 in the absence of control measures³⁻⁶. Many infections are asymptomatic⁷, while others lead to symptoms of coronavirus disease (COVID-19) of varying severity⁵. Analyses of serial intervals suggest that contagiousness starts before the onset of symptoms⁸. The exponential rise in infections has threatened to overwhelm even the world's best developed health systems and cause major loss of life. Methods to control the virus and reduce the impact of COVID-19 have become a global priority.

The preparedness, timing, and nature of the response to SARS-CoV-2 have varied substantially between countries. Many affected countries have resorted to extreme social distancing measures through so-called 'lockdowns', where populations isolate themselves within their homes, reducing all but essential contact with others. As first observed in Hubei Province in China, and subsequently in other countries, these measures slow transmission and reduce disease incidence, but at significant social and economic cost⁹⁻¹¹. However, 'lockdowns' represent a combination of potentially independent interventions (for example, closing schools and universities, suspending public transport, banning public gatherings, closing non-essential businesses), the effects of which in isolation are uncertain. Determining their relative contributions to SARS-CoV-2 control is critical to understanding how they might be safely and incrementally lifted, or partially reinstated. Such information may be acquired from studying the measures employed by countries that have so far controlled the virus.

Vietnam is the 15th most populous country on earth, with 97.3 million people. It was one of the first countries affected by SARS-CoV-2, recording its first case on January 23rd 2020. Yet, as of May 1st, 270 cases have been confirmed, with no deaths¹². In this report we describe the first 100 days of SARS-CoV-2 control in Vietnam, including the timing and types of interventions and their impacts on imported and domestically-transmitted case numbers.

Methods

Epidemiological and policy data came from Vietnam's National Steering Committee for COVID-19 response. Data from 270 SARS-CoV-2-confirmed cases to May 1st 2020 described their age, gender, nationality, dates of symptom onset (if any), entry to the country and quarantine (if any), hospital admission and discharge, and the results of all RT-PCR tests. Imported cases were distinguished from those acquired domestically, with information on quarantine at or after entry to the country. Imported cases were denoted G0; among domestically-acquired infections, those acquired directly from G0 cases were denoted as G1, others were denoted G2+.

Intervention data consisted of daily time-series of the numbers in quarantine and RT-PCR tests performed. Diaries of the Ministry of Health and Vietnam's National Steering Committee for COVID-19 response identified key milestones in national SARS-CoV-2 control measures. Apple mobility data¹³ and Google community mobility data¹⁴ provided proxies of population movements.

Serial intervals were calculated from infector-infectee pairs and fitted to a normal distribution by maximum likelihood⁸. The estimated distribution parameters were used to estimate the proportion of pre-symptomatic transmissions and three time-varying reproduction numbers¹⁵: between G0 and G1 (step 1), between G1 and G2+ (step 2), and between G0, G1, and G2+ combined (step 1 and 2 combined).

We used logistic regression to investigate the link between the proportion of asymptomatic infections and age, gender, nationality (Vietnamese versus non-Vietnamese), and imported versus domestically-acquired infection. We used Gamma regression to investigate the link between the duration of

hospitalization and the same variables listed above, plus symptomatic versus asymptomatic. To account for potential non-linear effects of age in both models, this variable was binarized according to an age threshold, the value of which was estimated by maximum likelihood in the model fitting. To correct for potential confounding effects between the explanatory variables, we used Type-II likelihood ratio tests¹⁶. All analyses were done with R 4.0.0¹⁷ using the packages EpiEstim¹⁸ 2.2-1 and fitdistrplus¹⁹ 1.0-14.

Results

Epidemic description and control measures

The epidemic timeline for Vietnam, including the numbers quarantined and hospitalized, tests performed, cases confirmed, population movements, and the timing and nature of major Government-led control measures are summarized in **Figure 1**. The control measures are also summarized in **Table 1** and in greater detail in **Table S1**. To date, two waves of transmission have occurred: the first began on January 23rd and resulted in 16 cases (9 imported, 7 acquired in-country), and the second on March 6th, leading to 254 cases (154 imported, 100 acquired in-country).

The first confirmed cases of SARS-CoV-2 infection presented in Hanoi and Ho Chi Minh City during the lunar New Year holiday (23-29th January). Cases were travelers from Wuhan city or their contacts, and were identified by the public health laboratory network using improvised molecular diagnostics, including sequencing, prior to implementation of the WHO-approved assays^{20,21}. Amongst the cases were the first confirmed human-to-human transmissions outside of China²².

Entry of airline passengers into Vietnam from Wuhan city and elsewhere in China was monitored and progressively limited (**Table 1**), and cases and their contacts were quarantined for 14 days in Government facilities to prevent onward transmission. Schools and universities remained closed after the lunar New Year holiday, with staggered re-opening from May 4th (closures lasted ~3 months). The National Steering Committee for COVID-19 response was established in late January, composed of 24 members from 23 ministries charged with coordinating the epidemic response. A hotline was set-up

by the Ministry of Health on January 27th, a nationwide SMS push notification system was put in place through all mobile phone providers on February 3rd, and a mobile phone app for contact tracing and symptom reporting was launched on February 8th.

In early February, following the repatriation of a number of Vietnamese nationals from Wuhan city, a cluster of community transmitted infections was detected in two communes in Vinh Phuc province, bordering Hanoi, including a 3-month old infant^{20,23}. On February 13th, these communes were quarantined for three weeks, with no additional cases detected in the country until March 6th and the start of the second wave of infections in Hanoi.

This second wave began following the March 6th diagnosis of the index case, who had arrived in Hanoi on March 2nd after visiting Italy and the UK. Following diagnosis, all passengers and crew who had been on the flight from London with the index case were quarantined in Government facilities for 14 days, as were all individuals in direct contact with the index or subsequent cases. The immediate neighborhood of the index case was sealed off, with active surveillance conducted to detect any new cases. These surveillance measures revealed SARS-CoV-2 infection in 12 others on the flight and 2 close contacts of the infected traveler after entering Vietnam.

Further cases occurred in the following two weeks, mostly in foreign and returning Vietnamese travelers from Europe and the USA, including multiple acquisitions in a Ho Chi Minh City bar on March 14th (19 cases), a cluster among nursing (17 cases) and catering (28 cases) staff in a large Hanoi hospital, and a community cluster in Me Linh district (13 cases), in the north of Hanoi. Systematic layered testing and quarantine requirements were put in place for cases (F0) and their direct (F1) and indirect (F2-4) contacts. Cases were isolated in assigned hospitals until tested negative at least twice by RT-PCR. F1 and F2 contacts were quarantined for at least 14 days in dedicated facilities (health centers, hotels, military camps) with negative tests required before release. F3 and F4 contacts were asked to self-isolate for 14 days. Until May 1st, around 70,000 have been quarantined in Government facilities, twice as many at home or in hotels, and 266,122 RT-PCR-based SARS-CoV-2 tests have been conducted (1 positive person: 1,000 tests conducted).

After further measures to prevent entry of infected international travelers (**Table 1**), a nationwide lockdown was enforced on April 1st, including closure of all shops except gas stations, food stores, and pharmacies; suspension of public transport including all taxis; and mandatory mask wearing in all public spaces. Mobility data show that population movement decreased substantially very soon after the start of the second infection wave in early March, reaching a nadir in early April at the start of the lockdown (**Figure 1**). Movements increased slowly during the last week of the lockdown and more rapidly once the lockdown was partially lifted on April 23nd. On April 15th, the last case of wave two was identified; subsequent cases ($n = 2$) have since been detected among international travelers quarantined on arrival.

Characteristics of the cases

Sixty percent (163/270) of cases were imported (**Figure 2**); 110 were quarantined and diagnosed on entry, whereas 53 entered prior to the implementation of systematic quarantine measures and were identified in the community. Vietnamese nationals represented 134/163 (82.2%) of the imported cases and 89/107 (83.2%) of those acquired in-country. The median age of imported and domestically-acquired cases was 27 years (interquartile range (IQR) 21-42) and 41 years (IQR 28-49), and 81/163 (50.0%) and 69/107 (64.5%) of these were female, respectively.

By May 1st, 208 patients were discharged and 62 remained hospitalized for treatment or isolation. Forty-three percent (89/208) of discharged cases never developed symptoms, and this was not significantly associated with age, gender, nationality, or origin of infection (imported or domestically-acquired). Symptoms developed after entry to the country in 73.9% (68/92) and in a Government quarantine facility in 33.9% (38/150) (**Figure 3**). The median age of symptomatic and asymptomatic cases was 30 (IQR 24-49) and 31 (IQR 23-45), respectively (**Figure 3**). Among the 150 with symptoms, 21 (14.0%) developed severe disease, of whom five required mechanical ventilation and two received extra-corporeal membrane oxygenation. No fatalities were recorded. The duration of hospitalization was significantly shorter ($p < 0.0001$) for asymptomatic (17 days, IQR 13-22) than for symptomatic cases

(19 days, IQR 16-25). While gender, nationality, and origin of infection did not have any significant effect, the duration of hospitalization of asymptomatics increased with age (**Figure 3**).

Epidemiological parameters over time

From 33 infector-infectee pairs, the mean serial interval was estimated to be 3.24 days (95% confidence interval (CI), 1.38-5.10 days) with a standard deviation of the distribution of 5.46 days (95% CI, 4.14-6.78 days). An estimated 27.5% (95% CI, 15.7%-40.0%) of the distribution was below zero, suggesting these transmissions occurred prior to the onset of symptoms in the infector. From the (non-quarantined) imported cases (G0) and onward infected cases (G1 and G2+), we calculated the effective reproductive number R by date (**Figure 1**). Limited transmission amounted to a maximum R of 1.15 (95% CI, 0.37-2.36). R rarely exceeded 1 and a decrease of R is seen as more mitigating measures were implemented from the end of March before the nationwide lockdown. When analyzing R from G0 to G1 (step 1) and from G1 to G2+ (step 2) separately, we found that R was drastically decreased for step 1 simultaneously with suspension of all international travel (March 18th), while for step 2 transmission continues with R slightly above 1 despite intense contact tracing and quarantine. Only the nationwide lockdown was able to eventually bring R below 1 (**Figure 1**).

Discussion

On January 23rd 2020, Vietnam was one of the first countries to report SARS-CoV-2 infection and the first to report human-to-human transmission outside of China²². Yet 100 days later, it confirmed just 270 cases despite extensive testing, with no community transmission since April 15th. In the three weeks prior to May 1st, there were only two imported cases and no reported cases elsewhere in the country. The nature, timing, and success of the control measures introduced may have relevance to other countries seeking to control SARS-CoV-2 transmission.

Vietnam has experience in responding to emerging infectious diseases. In the last 20 years, it has confronted outbreaks of SARS²⁴, avian and pandemic influenza^{25,26}, hand-foot-and-mouth disease²⁷, measles²⁸, and dengue²⁹. Its outbreak responses are coordinated by the Ministry of Health, a

permanent national Public Health Emergency Operations Center at the National Institute for Hygiene and Epidemiology, and through a network of provincial Centers for Disease Control and lower level preventive medicine centers³⁰.

Two waves of SARS-CoV-2 infections have occurred over the last 100 days in Vietnam, with community transmission actively interrupted by rapid isolation and identification of primary and secondary cases and their contacts. To date, around 200,000 people have spent at least 14 days in quarantine. Amongst those quarantined, many were second degree contacts (F2); to our knowledge, no other country has implemented quarantine in this manner. 266,122 RT-PCR tests have been performed, primarily in those quarantined, giving a high ratio of tests conducted per positive person (~1:1000).

The majority of cases (60%) in Vietnam were imported among those arriving from COVID-19 affected countries; first China and then Europe and the USA. Early introduction of airport screening, followed by quarantine of all arrivals and the eventual suspension of nearly all international flights prevented further introductions, allowing greater focus on the detection and prevention of domestic transmission. Consistent and pervasive Government communication of disease risk and prevention strategies from February 3rd may have contributed to declines in population movement prior to the nationwide lockdown, particularly in March, when all mobile phone users received 10 SMS texts from the Ministry of Health in addition to information provided through other media; these early reductions in population movement may have contributed to lowering the reproduction number. The majority of imported cases were less than 30 years old (many were university students returning from studies abroad), and most of those that acquired the infection domestically were under 40 years, which may explain the low numbers with severe disease and absence of deaths.

The high proportion of cases that developed symptoms after isolation (73.9%) or never developed symptoms (43%) highlights one of the major challenges of controlling SARS-CoV-2 and the strengths of Vietnam's approach. Suspected cases were identified and quarantined based on their epidemiological risk of infection (recent contact with a confirmed case or travel to a COVID-19 affected country), rather than on exhibiting symptoms. Without the implementation of strong control

measures and meticulous contact-tracing, it is likely such cases would have silently transmitted the virus and undermined other control efforts.

The strength of our report is that it provides a complete national picture of case numbers, their clinical and demographic characteristics, and the testing performed and various interventions made by the Government over time. Further, the use of systematic quarantine measures allowed clear distinction between imported and domestically-acquired cases, thus allowing for estimation of the efficiency of various interventions. The limitations are that the data are descriptive, contain relatively small numbers of confirmed cases, and only include the first 100 days of an epidemic that is likely to continue for many months. It is therefore impossible to conclude definitively which of these control measures have resulted in the current control of SARS-CoV-2 in Vietnam and whether they will continue to work in the future.

There are, however, two distinctive features of Vietnam's response. First, the Government acted quickly, placing restrictions on international flights, closing schools and universities, and instituting exhaustive case-contact tracing from late January, well before these measures were advised by WHO. Second, they placed the identification, serial testing, and minimum 14-day isolation of all direct contacts of cases, regardless of symptom development, at the heart of the response. Our findings suggest the latter measure was likely to be especially effective given nearly half of those infected did not develop symptoms.

In summary, Vietnam has controlled SARS-CoV-2 spread by acting early, maintaining clear and consistent public communications, introducing meticulous contact-tracing and quarantine, and implementing progressive international travel restrictions. The value of these interventions in controlling the infection is supported by the high proportion of asymptomatic cases and imported cases, and evidence for substantial pre-symptomatic transmission.

Acknowledgements

We are grateful to the Ministry of Health of Vietnam for making data available for this study, and Dr. Bui Vu Duy, the director of the Rapid Response Information Team of the National Steering Committee for COVID-19 Response, for his support. MR, GT, RvD and MC and the OUCRU COVID-19 research group are supported by the Wellcome Trust.

OUCRU COVID-19 Research Group Members:

Mary Chambers, Marc Choisy, Jeremy Day, Dong Huu Khanh Trinh, Dong Thi Hoai Tam, Joseph Donovan, Du Hong Duc, Ronald B Gekus, Ho Quang Chanh, Ho Van Hien, Huong Dang Thao, Huynh le Anh Huy, Huynh Ngan Ha, Huynh Trung Trieu, Huynh Xuan Yen, Evelyne Kestelyn, Thomas Kesteman, Lam Anh Nguyet, Lam Minh Yen, Katrina Lawson, Le Kim Thanh, Le Nguyen Truc Nhu, Le Thanh Hoang Nhat, Le Thi Hoang Lan, Le Van Tan, Sonia Odette Lewycka, Nguyen Bao Tran, Nguyen Minh Nguyet, Nguyen Than Ha Quyen, Nguyen Thanh Ngoc, Nguyen Thi Han Ny, Nguyen Thi Hong Thuong, Nguyen Thi Huyen Trang, Nguyen Thi Kim Tuyen, Nguyen Thi Ngoc Diep, Nguyen Thi Phuong Dung, Nguyen Thi Tam, Nguyen Thi Thu Hong, Nguyen Thu Trang, Nguyen Van Vinh Chau, Nguyen Xuan Truong, Ninh Thi Thanh Van, Phan Nguyen Quoc Khanh, Phung Khanh Lam, Phung Le Kim Yen, Phung Tran Huy Nhat, Maia Rabaa, Thuong Nguyen Thuy Thuong, Guy Thwaites, Louise Thwaites, Tran My Phuc, Tran Tan Thanh, Tran Thi Bich Ngoc, Tran Tinh Hien, H Rogier van Doorn, Jennifer Van Nuil, Vinh Chau, Vu Thi Ngoc Bich, Vu Thi Ty Hang, Sophie Yacoub.

References

1. Zhu N, Zhang D, Wang W, et al. A Novel Coronavirus from Patients with Pneumonia in China, 2019. *New England Journal of Medicine* 2020;382(8):727–733.
2. Zheng M, Song L. Novel antibody epitopes dominate the antigenicity of spike glycoprotein in SARS-CoV-2 compared to SARS-CoV. *Cellular & Molecular Immunology* 2020;1–3.
3. Li Q, Guan X, Wu P, et al. Early Transmission Dynamics in Wuhan, China, of Novel Coronavirus–Infected Pneumonia. *New England Journal of Medicine* 2020;382(13):1199–1207.
4. Sanche S, Lin YT, Xu C, Romero-Severson E, Hengartner N, Ke R. High Contagiousness and Rapid Spread of Severe Acute Respiratory Syndrome Coronavirus 2. *Emerging Infectious Diseases* 2020;26(7):1199.
5. Wu P, Hao X, Lau EHY, et al. Real-time tentative assessment of the epidemiological characteristics of novel coronavirus infections in Wuhan, China, as at 22 January 2020. *Eurosurveillance* 2020;25(3):490–6.
6. Zhang S, Diao M, Yu W, Pei L, Lin Z, Chen D. Estimation of the reproductive number of novel coronavirus (COVID-19) and the probable outbreak size on the Diamond Princess cruise ship: A data-driven analysis. *International Journal of Infectious Diseases* 2020;93:201–204.
7. Mizumoto K, Kagaya K, Zarebski A, Chowell G. Estimating the asymptomatic proportion of coronavirus disease 2019 (COVID-19) cases on board the Diamond Princess cruise ship, Yokohama, Japan, 2020. *Eurosurveillance* 2020;25(10):2000180.
8. Du Z, Xu X, Wu Y, Wang L, Cowling BJ, Meyers LA. Serial Interval of COVID-19 among Publicly Reported Confirmed Cases. *Emerging Infectious Diseases* 2020;26(6):300.
9. Thornton J. Covid-19: A&E visits in England fall by 25% in week after lockdown. *BMJ* 2020;369:m1401.
10. Lau H, Khosrawipour V, Kocbach P, et al. The positive impact of lockdown in Wuhan on containing the COVID-19 outbreak in China. *Journal of travel medicine* [Internet] 2020; Available from: <https://academic.oup.com/jtm/advance-article/doi/10.1093/jtm/taaa037/5808003>
11. Fisher D, Wilder-Smith A. The global community needs to swiftly ramp up the response to contain COVID-19. *The Lancet* 2020;395(10230):1109–1110.
12. Trang tin về dịch bệnh viêm đường hô hấp cấp COVID-19 (<https://ncov.moh.gov.vn>). Accessed on 12 May 2020.
13. COVID-19: Apple Mobility Trends (<https://www.apple.com/covid19/mobility>). Accessed on 12 May 2020.
14. COVID-19: Google Community Mobility Reports (<https://www.google.com/covid19/mobility>). Accessed on 12 May 2020.
15. Thompson RN, Stockwin JE, van Gaalen RD, et al. Improved inference of time-varying reproduction numbers during infectious disease outbreaks. *Epidemics* 2019;29:100356.

16. Fox J, Weisberg S. An R Companion to Applied Regression. Third Edition. Thousand Oaks CA: Sage; 2019.
17. R Core Team. R: A Language and Environment for Statistical Computing. Vienna, Austria: R Foundation for Statistical Computing; 2020. Available from: <https://www.R-project.org>
18. Cori A. EpiEstim: Estimate Time Varying Reproduction Numbers from Epidemic Curves. 2019. Available from: <https://CRAN.R-project.org/package=EpiEstim>
19. Delignette-Muller ML, Dutang C. fitdistrplus: An R Package for Fitting Distributions. Journal of Statistical Software 2015;64(4):1–34.
20. Thanh HN, Van TN, Thu HNT, et al. Outbreak investigation for COVID-19 in northern Vietnam. The Lancet Infectious Diseases 2020;20(5):535–536.
21. Corman VM, Landt O, Kaiser M, et al. Detection of 2019 novel coronavirus (2019-nCoV) by real-time RT-PCR. Eurosurveillance 2020;25(3):2431–8.
22. Phan LT, Nguyen TV, Luong QC, et al. Importation and Human-to-Human Transmission of a Novel Coronavirus in Vietnam. New England Journal of Medicine 2020;382(9):872–874.
23. Le MD PHT, MD LVN, MD DMT, et al. The first infant case of COVID-19 acquired from a secondary transmission in Vietnam. The Lancet Child and Adolescent Health 2020;4(5):405–406.
24. Vu HT, Leitmeyer KC, Le DH, et al. Clinical description of a completed outbreak of SARS in Vietnam, February-May 2003. Emerging Infectious Diseases 2004;10(2):334–338.
25. Tran TH, Nguyen TL, Nguyen TD, et al. Avian influenza A (H5N1) in 10 patients in Vietnam. New England Journal of Medicine 2004;350(12):1179–1188.
26. Hien TT, Boni MF, Bryant JE, et al. Early Pandemic Influenza (2009 H1N1) in Ho Chi Minh City, Vietnam: A Clinical Virological and Epidemiological Analysis. PLoS Medicine 2010;7(5):e1000277–11.
27. Khanh TH, Sabanathan S, Thanh TT, et al. Enterovirus 71-associated Hand, Foot, and Mouth Disease, Southern Vietnam, 2011. Emerging Infectious Diseases 2012;18(12):2002–2005.
28. Choisy M, Trinh ST, Nguyen TND, et al. Sero-Prevalence Surveillance to Predict Vaccine-Preventable Disease Outbreaks; A Lesson from the 2014 Measles Epidemic in Northern Vietnam. Open Forum Infectious Diseases 2019;6(3):103–7.
29. Hung TM, Clapham HE, Bettis AA, et al. The Estimates of the Health and Economic Burden of Dengue in Vietnam. Trends in Parasitology 2018;34(10):904–918.
30. Balajee SA, Pasi OG, Etoundi AGM, et al. Sustainable Model for Public Health Emergency Operations Centers for Global Settings. Emerging Infectious Diseases 2017;23(13):93–6.

Table 1. The timing and nature of major Government-led control measures, including international border control, internal control, and Ministry of Health-led communications (further details provided in **Table S1**). The colors shown in the phase column indicate the intensity of control measures taken over different periods (white, initial; light yellow, early; light orange, intermediate; orange, pre-epidemic; brown, epidemic/lockdown; dark orange, post-lockdown), and correspond to those used in **Figure 1** and **Table S1**.

Control measures at international borders		
Phase	Date	Event
	January 3	Strengthening of border control measures announced by the Government
	January 22	Monitoring of body temperature and health status at border gates; early case detection and contact tracing with mandatory quarantine started
	January 28 - February 5	Suspension of all flights from China; suspension of tourist visas to foreigners who have been in China; enhanced control of Vietnam-China border; 14-day mandatory quarantine for all travelers who have come from COVID-19 affected areas in China
	February 23 - February 28	Medical declarations for all incoming visitors from Korea; all flights from affected zones diverted to secondary airports outside of HCMC and Hanoi
	February 28	Mandatory 14-day quarantine for all travelers entering Vietnam from a COVID-19 affected country
	March 15 - March 18	Visa suspension for all non-Vietnamese citizens for at least 30 days
	March 21 - March 22	Mandatory 14-day quarantine at centralized facilities for all arriving travelers, regardless of origin; suspension of entry to all foreigners (except for diplomatic and official purposes)
	March 21 - March 23	Vietnam Airlines suspends routes with Singapore, Thailand, Indonesia, Laos, Myanmar, UK, and Japan
	March 27	All individuals entering the country from March 8 onward required to declare and update their health status to aid surveillance; strict control of all entrants by road, sea and air, especially shared borders with Laos and Cambodia
	April 1	Closure of main and auxiliary border gates
Internal control measures		
Phase	Date	Event
	January 20	22 hospitals chosen for the treatment of suspected COVID-19
	January 30 - May 4	All schools and universities closed following lunar New Year holiday
	Late January – early February	Field hospitals and quarantine centers established in major cities and near border crossings
	February 2 - February 16	Announcement that the Vietnam Social Insurance health fund will cover SARS-CoV-2 tests and treatment; commune in Vinh Phuc province, Hanoi (10,600 people) quarantined; accelerated domestic production and supply of PPE
	March 16 - March 20	Enforcement of mask wearing at public places; crowds over 50 people discouraged; entertainment services closed
	March 21	Mandatory Health Declaration required for passengers on domestic flights and trains; religious services suspended
	March 25 - April 22	Amusement parks, restaurants, catering businesses, billiard clubs, gyms, spas, hair salons close in Ho Chi Minh City
	April 1 - April 22	Declaration of COVID-19 epidemic in Vietnam. Country-wide lockdown implemented; mandatory mask-wearing in public; banning of public gatherings of >2 people; non-essential movement outside of residence discouraged; public transportation and taxi services halted
	April 23	Lockdown measures relaxed, some non-essential businesses remain closed; increased frequency of domestic flights
	May 4 - May 11	Staggered reopening of schools and universities
Ministry of Health-led Communications		
Phase	Date	Event
	January 9 onward	Dissemination of information advising on the disease situation in China and to maintain calm
	January 20	Updated information concerning the epidemic and case numbers provided every 2 hours on MoH website
	January 27	Telephone hotline number announced to receive information and opinions on the epidemic and to advise on personal disease prevention
	February 2	Technology-based communication plan established to inform population: SMS to all mobile subscribers; videos and infographics disseminated through mass media, social networks, digital platforms such as Facebook, Zalo, YouTube
	February 8	Vietnam Health App and website launched by MoH to provide information on COVID-19 and disease prevention for the people and healthcare workers
	February 14	Announcement and education around 14-day isolation period for COVID-19 cases and contacts; coordinate with Vietnam Television (VTV) to enhance education and messaging
	February 23	Release of pop song, Ghen Cô Vy (English: Jealous Coronavirus), to promote handwashing, social distancing, not touching one's face, and keeping their environment clean
	March 2	MoH coordinates with Vietnam Television (VTV 24) to develop daily broadcast on the COVID-19 epidemic
	March 19	Mandatory use of the Hanoi Smart City app to monitor the health and movement of recovered confirmed cases, suspected cases, and people under quarantine
	March 22	Recommendation that people over 60 years stay at home; recommendation that everyone wear a mask when outside of the home and practice good hygiene
	April 18	Release of Bluezone mobile application that uses BLE low-power Bluetooth positioning technology to identify and track and communicate with F1 and F2 contacts when positive cases are detected

Figure 1. Timeline of SARS-CoV-2 emergence and response in Vietnam.

The background color reflects the intensity of the interventions taken by the Vietnamese Government to control the COVID-19 epidemic, with darker shades indicating more intense disease control measures. The main events of these periods are described in detail in **Table 1**. **Panel A:** number of people in isolation by day. **Panel B:** proxies of population movements: number of travelers by car (**c**), on foot (**f**) (both from Apple Mobility Data¹³), proxies of people in retail and recreation areas (**r**), in groceries stores and pharmacies (**g**), in parks (**p**), in bus transit stations (**t**), at work (**w**), and at home (**h**), all from Google Community Mobility Data¹⁴. The values of these relative indices are fixed at 0 (horizontal line) on January 13th. The hashed area indicates the lunar New Year holiday (23-29th January). Traditionally, the first half of the week is spent at home with close family, whereas the second half of the week is dedicated to visits of members of the extended family. **Panel C:** number of SARS-CoV-2 positive cases hospitalized and RT-PCR tests performed by day. **Panel D:** cumulative number of detected SARS-CoV-2 positive cases in Vietnam, differentiating imported cases (G0) and whether they were isolated at entry or later, and locally transmitted cases and whether they were in direct contact with imported cases (G1) or not (G2+)). **Panel E:** numbers of SARS-CoV-2 imported cases together with cumulative numbers of local transmissions. Circled characters indicate major internal transmission events: first introduction of SARS-CoV-2 virus in the country (**1**: 16 cases), second introduction (**2**: 15 cases), cluster of transmission in a Ho Chi Minh City bar (**B**: 19 cases), cluster of transmission in a large Hanoi hospital (**H**: 17 cases), community cluster of transmission linked to the Hanoi hospital through catering staff (**T**: 28 cases) and community cluster of transmission in Me Linh district in the north of Hanoi (**M**: 13 cases). **Panels F-H:** estimates of the reproduction number for the two epidemics. **G** focuses only on the first step of the chain of transmission between G0 and G1, whereas **H** focuses on all the other steps of the chain of transmission. **F** includes all detected cases. The shaded blue area shows the 95% confidence intervals.

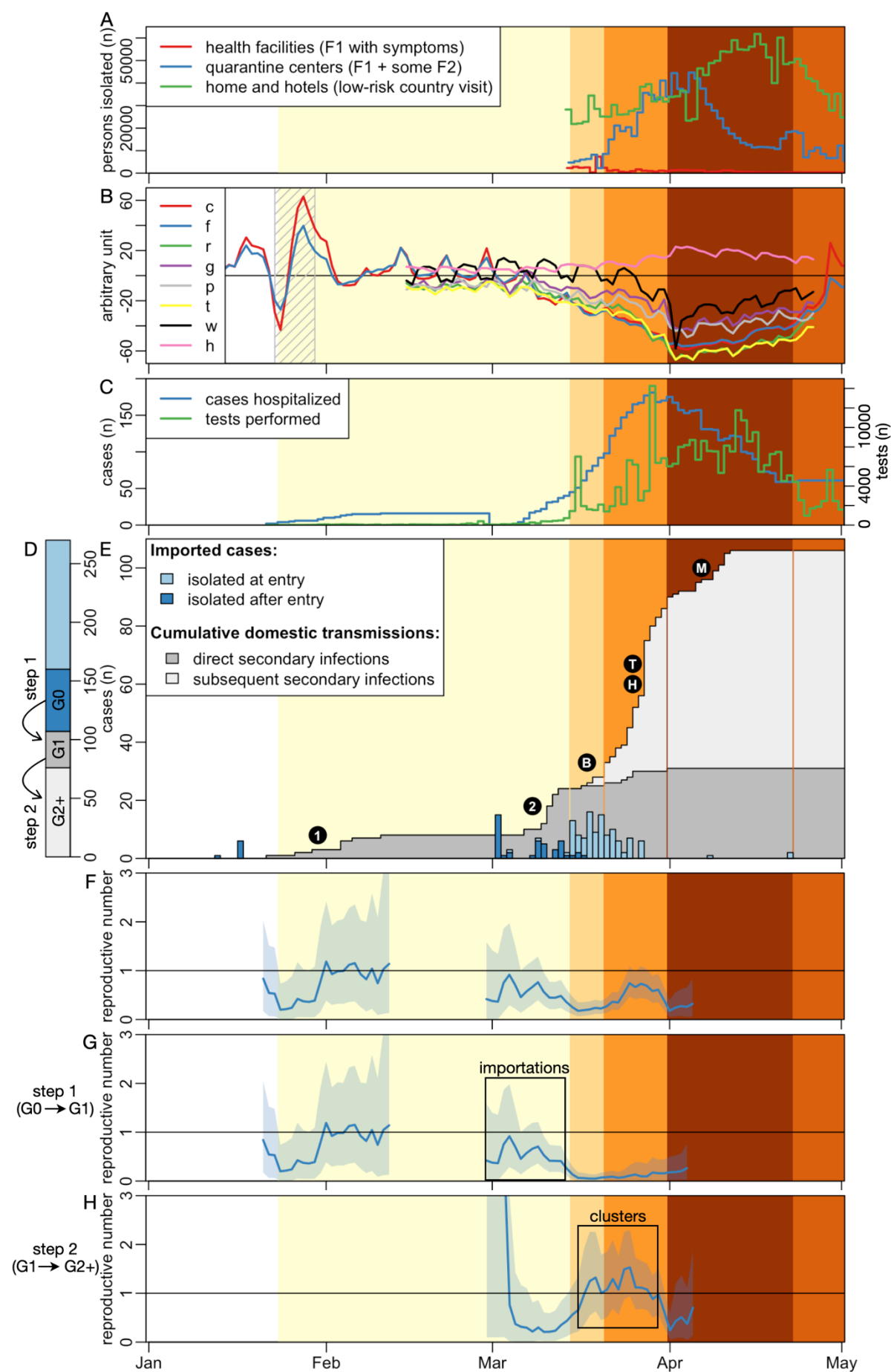


Figure 2. Demographics of the 270 SARS-CoV-2 positive cases in Vietnam.

Age distribution for the 163 imported cases (left column) and the 107 cases of local transmission (right column), by nationality (top row) and gender (bottom row).

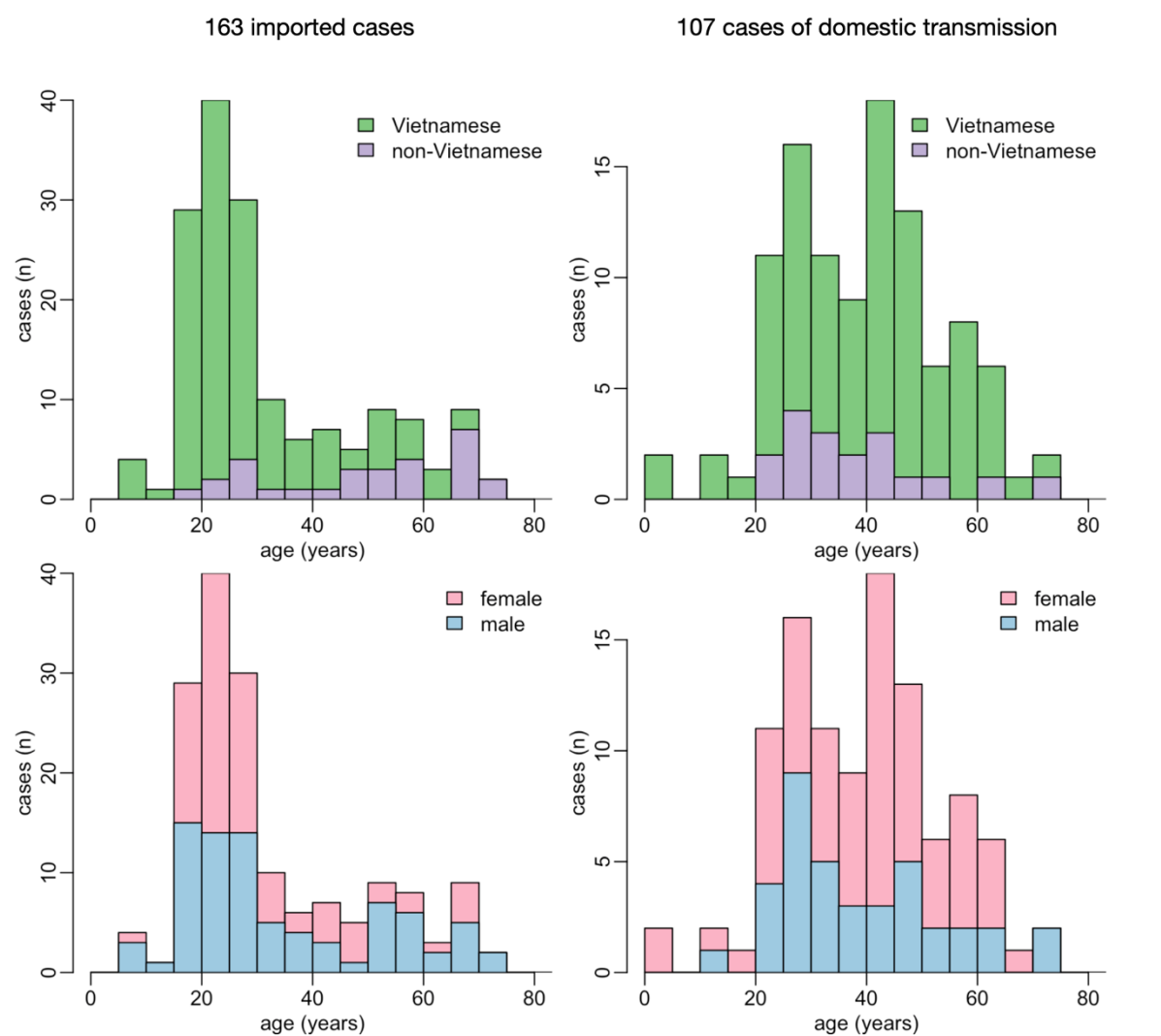
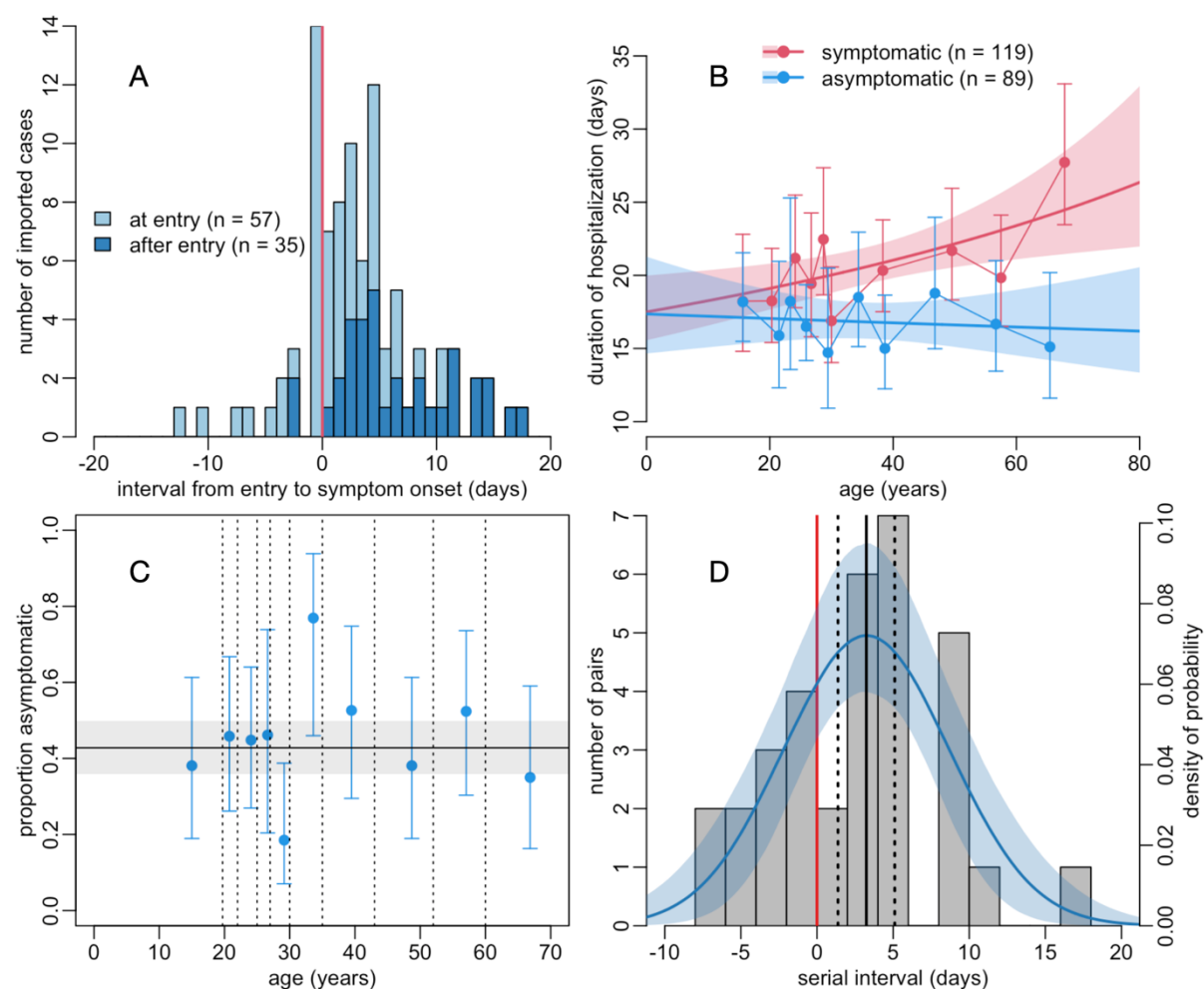


Figure 3. Asymptomatic and symptomatic SARS-CoV-2 infection in Vietnam.

Panel A: distribution of the interval between entry into the country and the onset of symptoms for 92 symptomatic imported SARS-CoV-2 positive cases, differentiating those who were isolated at entry from those who were not. Symptoms occurred after entry on the right-hand side of the vertical red line. **Panel B:** duration of hospital stay of 208 discharged SARS-CoV-2 positive cases. Dots and errors bar show mean and 95% confidence interval (assuming a gamma distribution) per decile of age, lines and shaded areas show gamma regression fits and their 95% confidence intervals. **Panel C:** relationship between age and the proportion asymptomatic among 208 discharged SARS-CoV-2 positive cases. Vertical dotted lines indicate deciles of the age distribution, with the proportion asymptomatic estimated within each of these deciles. Vertical error bars show 95% confidence intervals. **Panel D:** distribution of serial intervals for 33 infector-infectee pairs together with a normal distribution fitted to it. The shaded area shows the 95% confidence interval. The vertical black line shows the estimate of the mean serial interval, together with its 95% confidence interval (dashed vertical lines). The proportion of the distribution to the left of the red line is a proxy for the proportion of infections that occur before the onset of symptoms.



The first 100 days of SARS-CoV-2 control in Vietnam

Pham Quang Thai^{1,2}, MD, Maia A Rabaa^{3,4}, PhD, Duong Huy Luong⁵, MD, Dang Quang Tan⁶, MD, Tran Dai Quang⁶, MD, Ha-Linh Quach^{1,7}, MSc, Ngoc-Anh Hoang Thi^{1,7}, Phung Cong Dinh⁸, Ngu Duy Nghia¹, MD, Tran Anh Tu¹, MD, La Ngoc Quang⁹, MD, Tran My Phuc⁴, MBA, Vinh Chau⁴, MSc, Nguyen Cong Khanh¹, MD, Dang Duc Anh^{1,*}, MD, Tran Nhu Duong¹, MD, Guy Thwaites^{3,4}, MD, H Rogier van Doorn^{3,4}, MD, Marc Choisy^{3,4}, PhD, OUCRU COVID-19 Research Group†

¹National Institute of Hygiene and Epidemiology, Vietnam

²School of Preventive Medicine and Public Health, Hanoi Medical University, Vietnam

³Centre for Tropical Medicine and Global Health, Nuffield Department of Medicine, University of Oxford, UK

⁴Oxford University Clinical Research Unit, Vietnam

⁵Medical Services Administration, Ministry of Health, Vietnam

⁶General Department of Preventive Medicine, Ministry of Health, Vietnam

⁷Research School of Population Health, Australian National University, Australia

⁸National Agency for Science and Technology Information, Ministry of Science and Technology, Vietnam

⁹Hanoi University of Public Health, Vietnam

†Members listed in the acknowledgments

***Corresponding author:** Professor Dang Duc Anh, Director, National Institute of Hygiene and Epidemiology, Hanoi, Vietnam. dda@nihe.org.vn

Contents

Table S1

Page

2 to 7

Table S1. The timing and nature of major Government-led control measures, including international border control, internal control, Ministry of Health-led communications, and enhancement of diagnostic capability. The colors shown in the phase column indicate the intensity of control measures taken over different periods (white, initial; light yellow, early; light orange, intermediate; orange, pre-epidemic; brown, epidemic/lockdown; dark orange, post-lockdown), and correspond to the colors used in Table 1 and Figure 1 in the main text.

Control measures at international borders			
Phase	Date	Event	Country of Origin
	January 3, 2020	Deputy Director of the Preventive Medicine Department (Ministry of Health), signed a letter to direct the strengthening of quarantine at border gates, prevention of epidemics and the risk of novel viruses being transmitted into Vietnam	
	January 22, 2020	Monitoring of body temperature and health status at border gates, health facilities, and in communities, especially for passengers on arrival from Wuhan City, Hubei Province, China, and the affected region; early detection, isolation and timely handling of suspected cases of disease, preventing the disease from spreading to the community; monitor of all people exposed to a case within 14 days from the last exposure	China
	January 28, 2020	Suspension of all flights from epidemic areas in China except for special cases with the consent of the Prime Minister; temporary halt issuing of tourist visas to foreigners who have been in China in the past 2 weeks, except for official duty visas in special cases. Stop entry and exit with border laissez-passers for tourism purposes; border crossings at Vietnam-China border consolidated	China
	February 1, 2020	All flights between Vietnam and China suspended	China
	February 2, 2020	Halting of visa issuance, 14-day mandatory quarantine for all travelers who have come from or transited through COVID-19 affected areas in China	China
	February 5, 2020	Ban on entry from 31 affected provinces in China	China
	February 23, 2020	Medical declarations required for all incoming visitors from or transiting through Korea; all flights from infected zones diverted to secondary airports outside of HCMC and Hanoi, with all individuals coming from or passing through Daegu and North Gyeongsang, South Korea isolated in a centralized isolation area for 14 days upon entry; all entrants from Republic of Korea after February 8, 2020 to be identified for medical surveillance, monitoring and isolation	Republic of Korea
	February 25, 2020	Flights from infected zones redirected to secondary airports; inform travelers that they will be placed under centralized quarantine for 14 days when entering Vietnam	Republic of Korea
	February 28, 2020	Mandatory 14 day quarantine for all entering travelers	Korea, Iran, Italy
	February 29, 2020	Suspension of visa issuance	Republic of Korea
	March 3, 2020	Suspension of visa issuance	Italy

	March 6, 2020	Compulsory health declarations required for all passengers from Cambodia and European Union countries (EU)	Cambodia, EU
	March 7, 2020	Compulsory health declarations required for all passengers entering Vietnam from 06:00	Global
	March 15, 2020	Suspension of visa issuance	UK, EU
	March 18, 2020	Suspension of visa issuance to all foreigners for 30 days	Global
	March 21, 2020	Mandatory 14-day quarantine at centralized facilities for all arriving travelers, regardless of origin; by this date, nearly 300,000 VNmese citizens have returned from abroad, 100,000 from COVID-19 affected areas	Global
	March 21, 2020	Vietnam Airlines suspends routes	Singapore, Thailand, Indonesia, Laos, Myanmar
	March 22, 2020	Suspension of entry to all foreigners (except for diplomatic and official purposes); drastic cuts to incoming flights to avoid overloading the quarantine system	Global
	March 23, 2020	Vietnam Airlines suspends routes	UK, Japan
	March 27, 2020	All individuals entering the country from March 8 onward required to declare and update their health status to aid surveillance; strict control of all entrants by road, by sea and by air, especially the shared borders with Laos and Cambodia	Global, Cambodia and Laos
	April 1, 2020	Closure of main and auxiliary border gates	Cambodia and Laos

Internal control measures

Phase	Date	Event	
	January 20, 2020	22 hospitals chosen for the treatment of suspected cases of nCoV	
	January 22, 2020	Monitoring of body temperature and health status at border gates, health facilities, and in communities, especially for passengers on arrival from Wuhan City, Hubei Province, China, and the affected region; early detection, isolation and timely handling of suspected cases of disease, preventing the disease from spreading to the community; monitor of all people exposed to a case within 14 days from the last exposure	
	January 30 to May 4, 2020	All schools and universities closed following lunar New Year holiday	
	Late January - early February	Field hospitals and quarantine centers established in major cities and near border crossings	
	February 2, 2020	MoH calls for review and standardization of nCoV testing	
	February 6, 2020	Announcement that the Vietnam Social Insurance (VSI) health fund will cover 2019-nCoV tests and related treatment.	
	February 12, 2020	Commune of 10,600 people in isolation after at least 10 cases of the novel coronavirus have been confirmed in Vinh Phuc province, north of Hanoi	
	February 16, 2020	Joint effort to accelerate domestic production and supply of medical masks, protective uniforms and preventive medical supplies	
	March 10, 2020	Nationwide Vietnam Health Declaration must be completed for all citizens and foreigners in the country	

	March 13, 2020	Non-emergency travel abroad discouraged, domestic travel by groups to be limited in quantity, time, and activities while traveling
	March 14, 2020	Verification of citizens of European countries entering Vietnam within the previous 14 days (from 13/3/2020 and earlier), request of compulsory electronic health declaration if declaration was not made upon entry into Vietnam
	March 16, 2020	Enforcement of mask wearing at public places with possible crowds such as supermarkets, airports, stations, public transportation, etc.
	March 20, 2020	Crowds over 50 people discouraged; entertainment services closed
	March 21, 2020	Mandatory Health Declaration required for passengers on domestic flights and trains; suspension of in-person religious services
	March 24 to April 23, 2020	HCMC: Ho Chi Minh City People's Committee issues a document to suspend operation of amusement parks, restaurants and beer clubs; catering businesses (with a capacity of 30 people or more), billiard clubs, gyms, spas, hair salons
	March 28, 2020	Medical isolation measures required for all medical personnel interacting with COVID-19 patients and their family members; 14-day isolation, starting from 00:00 on March 28, 2020 to 00:00 on April 11, 2020
	March 28 - April 15, 2020	Drastic reduction in domestic flights, decreasing total number of seats on flights by 90%
	March 28, 2020	Gatherings of >20 people strongly discouraged; gatherings of >10 people or more outside the workplace, school, hospital prohibited; individuals must maintain a minimum distance of 2m in public places; provincial/city governments determine essential businesses that may remain open; temporary suspension or reorganization of public transport activities to restrict travel and social contact
	April 1, 2020	Declaration of COVID-19 epidemic in Vietnam
	April 1 to April 22, 2020	Implementation of social isolation for 15 days (extended) on a national scale according to the principle that families are separated from families, villages from villages, communes from communes, districts from districts and provinces from provinces. Country-wide lockdown implemented, including closure of all shops except those selling food, medications and fuel; mandatory mask-wearing in public; banning of public gatherings of >2 people; non-essential movement outside of residence discouraged; public transportation and taxi services halted
	April 16 to April 22, 2020	Gradual increase in domestic flights
	April 23, 2020	Lockdown measures relaxed, some non-essential businesses such as bars, spas, karaoke bars, and massage parlors remain closed; increased frequency of domestic flights
	May 4 to May 11, 2020	Staggered reopening of schools and universities

Ministry of Health-led Communications

Phase	Date	Event	Responsible party
	January 9, 2020 onward	Dissemination of information to people, communities and healthcare workers, advising people on the disease situation in China and to maintain calm and proactively prevent winter-spring epidemic diseases according to the recommendations of the Ministry of Health. Promotion of disease surveillance at border gates, monitoring of patients with unexplained severe pneumonia at health care facilities, paying special attention to cases with history related to epidemic areas	Public Health Emergency Response Center, various news outlets

	January 20, 2020	Updated information to be provided every 2 hours on both websites	MoH and Department of Preventive Medicine websites
	January 27, 2020	Telephone hotline number announced to receive information and opinions on the epidemic situation at the nationwide level and to advise on personal disease prevention	Various news outlets, government websites
	February 2, 2020	Technology-based communication plan established to inform population: SMS to all mobile subscribers; videos and infographics disseminated through mass media and on social networks and digital platforms such as Facebook, Zalo, YouTube, Lotus, etc.; uniform use of hashtag #ICT_anti_nCoV	Government-wide
	February 3, 2020	Those in contact with infected/suspected COVID-19 case must notify health authorities, wear a mask, and limit contact with others. All people should wash hands and other items often with soap, wear masks in public places and on public transport. Travel to China restricted. MoH web portal established for population monitoring	MoH SMS
	February 4, 2020	Encourage nationwide efforts against nCoV to comply with regulations and recommendations of the health sector. Discourage the distribution of false information and profiteering	MoH SMS
	February 5, 2020	Refocusing of communications on disease prevention, guidance on community sanitation, public places, experience on epidemic prevention of previous epidemics, setting good examples, good work in epidemic prevention, silent sacrifices of health workers, individual roles and responsibilities in preventing disease in the community; reduce focus on warnings about disease risk and avoiding sensational news	National Steering Committee decision
	February 6, 2020	Recommendation for use of medical masks when in contact with an infected/suspected nCoV case or someone with symptoms of respiratory disease, self-monitoring and isolation at home. Encourage the use of cloth masks for all healthy individuals when in crowded areas or on public transport. Reminder that hands washing and personal hygiene remain important measures to prevent the spread of disease	MoH SMS
	February 8, 2020	Vietnam Health App and website launched by MoH to provide information on COVID-19 and disease prevention, aiming to provide accurate, comprehensive, diverse and supportive information sources for the people, as well as healthcare workers	Various news outlets, government websites
	February 11, 2020	Encourage hand washing with soap and use of alcohol-based hand sanitizers when soap and water are not available	MoH SMS
	February 13, 2020	Guidance on medical isolation at home and in places of residence provided at: https://bit.ly/2vi8onR	MoH SMS
	February 14, 2020	Develop notice of the 14-day isolation period with COVID-19 (nCoV); messages on treatment hierarchy for COVID-19 (nCoV); coordinate with Vietnam Television (VTV) to prepare programs on "World Panorama"	MoH decision
	February 14, 2020	Release of an iOS and Android app for health information about nCoV	MoH SMS
	February 19, 2020	Encourage people with signs of COVID-19 acute respiratory infection: fever, cough, shortness of breath and close contact with case or suspicion of infection to contact appropriate medical facilities, provide medical and contact histories, and go to the nearest district hospital for examination and treatment if indicated by authorities. Reminder that the rapid response teams of the Ministry of Health are always available, supporting district hospitals in the work of examination, diagnosis and treatment for patients	MoH SMS
	February 23, 2020	Release of pop song, Ghen Cô Vy (English: Jealous Coronavirus), to promote handwashing, social distancing, not touching one's face, and keeping their surroundings clean	MoH and Vietnam

			National Institute of Occupational and Environmental Health (VNNIOSH)
	February 26, 2020	Recommendation issued for prevention and control of COVID-19 (nCoV) for trade centers, supermarkets, markets, restaurants, hotels, parks and tourist areas	MoH recommendation
	March to April 2020	Regular assurances of availability of food, medicines and other necessities, recommendations for online shopping to limit crowding in public places, requests to fill out universal health declarations, denial of unfounded rumors, communication of regulations on public gatherings, mask wearing, and unnecessary travel	SMS messages from local government authorities
	March 2, 2020	MoH coordinates with Vietnam Television (VTV 24) to develop a health news and broadcast at 11:30 noon daily on the situation of COVID-19 epidemic on VTV1	MoH decision
	March 7, 2020	When entering Vietnam, an accurate and truthful medical declaration must be provided, either at the border gate or online at: https://suckhoetoandan.vn/khaiyte	MoH SMS
	March 8, 2020	Indication of monitoring of cases and contacts, discouraging overreaction while safely implementing MoH guidelines for hygiene and safety	MoH SMS
	March 9, 2020	Encourage hand washing and proper hygiene, limiting contact with those who are ill, proper mask wearing	MoH SMS
	March 10, 2020	Personal hygiene recommendations	MoH SMS
	March 12, 2020	Encourage those with signs of COVID-19 acute respiratory infection: fever, cough, shortness of breath and close contact with case or suspicion of infection to contact appropriate medical facilities, provide medical and contact histories, and go to the nearest district hospital for examination and treatment if indicated by authorities. Reminder that the rapid response teams of the Ministry of Health are always available, supporting district hospitals in the work of examination, diagnosis and treatment for patients	MoH SMS
	March 13, 2020	Guidelines for isolation at home provided at ncov.moh.gov.vn	MoH SMS
	March 14, 2020	Reminder of the MoH telephone hotline and Vietnam Health app for up-to-date information on the COVID-19 epidemic	MoH SMS
	March 19, 2020	Mandatory use of the Hanoi Smart City app to monitor the health and movement of recovered confirmed cases, suspected cases, and people under quarantine	Various news outlets, government websites
	March 22, 2020	Instructions for all individuals entering Vietnam from 1 March 2020 to make an online medical declaration, self-separate at home (if not yet in quarantine) for 14 days after return to Vietnam. Reminder for all to wear a mask and wash hands frequently	MoH SMS
	March 22, 2020	Recommendation that people over 60 stay at home and limit contact with others. Recommendation that everyone wear a mask when outside of the home and practice good hygiene	Office of the Prime Minister SMS
	March 29, 2020	Strong recommendations on mask wearing, hygiene, minimization of travel and social contact	MoH SMS
	March 31, 2020	Strong recommendations on mask wearing, hygiene, minimization of travel and social contact; reminder of mandatory medical declarations on NCOVI application (ncovi.vn)	MoH SMS

	April 18, 2020	Release of Bluezone mobile application that uses BLE low-power Bluetooth positioning technology to identify and track and communicate with F1 and F2 contacts when positive cases are detected	MoH and Ministry of Information and Communications
--	----------------	--	--

Testing capacity

Phase	Date	Cumulative number of PCR tests administered	Total number of testing sites nationwide
	January 23, 2020	10	2
	February 1, 2020	237	5
	February 16, 2020	984	6
	March 1, 2020	2,370	8
	March 16, 2020	14,291	16
	April 1, 2020	83,194	38
	April 16, 2020	206,464	52
	May 1, 2020	266,122	63