



24 **ABSTRACT**

25 **Background**

26 Despite high coverage and successes in malaria control strategies, some areas of Tanzania  
27 have indicated stagnation or reversal of malaria burden. In malaria research, most studies  
28 are designed to assess drivers of malaria transmission focusing only on one dimension,  
29 single location while very few studies assess multiple components and their interactions at  
30 once. This article describes the protocol used to assess intrinsic and extrinsic drivers of  
31 persistent malaria transmission (hotspots) in four regions from northwestern (Geita and  
32 Kigoma) and southern (Ruvuma and Mtwara) Tanzania.

33 **Methods**

34 This cross-sectional study was conducted between July and November 2017 in eight districts  
35 (two from each region). Based on the health facilities records, two villages were selected  
36 from each district. The study assessed five components individually and their linkages:  
37 socio-economic and malaria risk factors, parasitological, entomological, socio-  
38 anthropological and health system factors. Households (HHs) and household members were  
39 enumerated, socio-economic status and risk factors associated with malaria transmission  
40 were assessed. A total of 120 HHs were sampled from each village where malaria testing  
41 using rapid test and microscopy were done and blood spots on filter papers for genetic  
42 studies were collected. Heads of HHs were interviewed to capture information on  
43 knowledge, attitude, practice and beliefs towards malaria and its control. Assessment of  
44 adult mosquitoes in 25 HHs in each village and complimented with assessment of immature  
45 mosquitoes through larvae was conducted. The performance of the health system was

46 assessed with respect to Information on availability, accessibility, affordability and quality of  
47 malaria prevention and case management services were collected from these health  
48 facilities.

#### 49 **Discussion**

50 The proposed analysis plan and results from this study are expected to determine factors  
51 potentially responsible for persistence of malaria (hotspots) in the study areas. Rather than  
52 the traditional methodology of focusing on one metric, the approach proposed here  
53 triangulates observations from all five components, highlighting understanding of potential  
54 drivers while studying their complex interactions and map spatial heterogeneity. This study  
55 will provide an important framework and data which will guide future studies and malaria  
56 surveillance in Tanzania and other malaria endemic countries.

57 **Key words:** malaria, malaria hotspots, malaria surveillance, Tanzania

58

## 59 BACKGROUND

60 Recent reports have shown a dramatic decline in malaria around the world and across sub-  
61 Saharan Africa (SSA)(1). However, the 2015-2016 Tanzania demographic and health survey  
62 and malaria indicator survey (TDHS-MIS) showed re-emergence of malaria with an increase  
63 from its 2012 prevalence (among children 6-59 months old) of 9.8%(2) to 14.8%(3). This highly  
64 heterogeneous disease continues to place a heavy burden in most parts of mainland  
65 Tanzania, including the southern and north western regions with prevalence rates in some  
66 regions exceeding 50% and high mortality rates in young children(3,4). Although the results  
67 from the different national surveys have demonstrated an upward trend in intervention  
68 coverage, particularly long-lasting insecticidal nets (LLINs) (>80%) and a substantial increase  
69 in use rate (66%), this is not reflected in the trends of disease burden in some parts(3). It is  
70 evident that the current interventions pioneered by the Tanzanian national malaria control  
71 programme (NMCP) might be insufficient in some areas and less likely to lead to the  
72 elimination target of malaria in these poverty stricken areas. In the fight against malaria and  
73 in order to reduce the disease burden, there might be a need for i) complimentary  
74 strategies; and ii) strategic and innovative deployment of available tools, in order to reach  
75 the national and international malaria control/elimination goals.

76  
77 Recent successes in malaria control efforts relying on insecticide-based vector control  
78 interventions such as LLINs (5–11) and indoor residual spraying (IRS) (12–15), are threatened  
79 by rapid expansion of insecticide resistance in vector population. This has affected many  
80 countries in Africa, and is mounting pressure on the advancing global malaria elimination

81 efforts(16–20). To make the long term goal of malaria elimination in Africa a reality, it is  
82 important that the effectiveness of existing control interventions is maintained and  
83 supplemented with additional proven strategies for vector control, case management and  
84 behavioural change. Larval control and house improvement could be important  
85 interventions in both urban and rural settings, particularly in areas where majority of the  
86 population are at risk(21–25). In addition, improved longitudinal quality assured  
87 disease/vector surveillance systems, such as the community-based trapping system have  
88 become increasingly necessary for identifying and mapping the densities of sparse residual  
89 vector populations and for monitoring and evaluating the impact of interventions upon  
90 them (26–31).

91  
92 The intensity of malaria transmission and the disease burden are influenced by a complex  
93 array of environmental, ecological, socio-demographic and climate factors and this complex  
94 interplay of biotic and abiotic factors should be taken into account in an attempt to assess  
95 the impact of the recent malaria interventions. Traditional approaches, assessment of  
96 factors related to transmission and burden is usually designed focusing on few components  
97 without considering the interlinks and interactions, which play between such attributes. This  
98 is mainly due to financial or logistic constraints, but also partly to ignoring or failure to fully  
99 consider the importance of the existing interlinks among different factors responsible for  
100 and maintenance of malaria transmission. Congruent temporal and spatial data over long  
101 periods are critical for determining key factors affecting malaria transmission at micro and  
102 macro-geographical levels, but such long-term data is commonly lacking. This results into

103 limited evidence with high level of uncertainty which sometimes fail to provide an accurate  
104 measure of the magnitude of the disease risk and guidance on stratification of disease  
105 burden which is a prerequisite in setting up control strategies with most impact.

106  
107 Previous surveys have shown variation in malaria prevalence in areas with small proximities  
108 and factors related to such patterns are not clearly known(3,32,33). In the absence of  
109 longitudinal data, stratification of malaria transmission can alternatively be attained through  
110 macro and micro-mapping of malaria transmission and disease burden, and documenting  
111 key factors responsible for heterogeneity of malaria. That need to cover important aspects  
112 including community-based indicators, profile of the disease epidemiology, coverage and  
113 utilization of interventions, vector biology and behaviours, and performance and readiness  
114 of the existing health system in disease management.

115  
116 This article describes the protocol used to determine the intrinsic and extrinsic drivers of  
117 persistent malaria burden in selected areas of Tanzania mainland. It aimed at providing data  
118 on different factors which could be potentially driving the current pattern of malaria  
119 transmission and are possibly associated with persistent and/or reduced malaria burden and  
120 the heterogeneity currently observed in Tanzania. The findings will be used to support  
121 NMCP and its stakeholders in the stratification of malaria burden and developing targeted  
122 control interventions required to push malaria further down to reach elimination target by  
123 2030. The data will also support future studies/surveillance of persistent malaria burden in  
124 different parts of Tanzania.

125

## 126 **Study objectives**

127 The main objective of this assessment was to determine the intrinsic and extrinsic drivers of  
128 persistent malaria burden in selected parts of Tanzania. Specifically, focusing on testing  
129 existence of micro scale spatial variations of parasite prevalence, the distribution, type and  
130 abundance of malaria vectors. Addition to that, the study assessed socio-economic,  
131 anthropological and health system factors associated with persistence of malaria in regions  
132 which had high level of interventions in the past decade. Interlinks between the five  
133 components will be studied to understand their interactions and draw conclusions which  
134 have to be taken into account when assessing these relationships.

135

## 136 **Methods**

### 137 **Study Sites**

138 This study covered eight districts from four regions; Geita, Kigoma, Mtwara and Ruvuma  
139 regions (Figure 1), with persistently high malaria transmission as shown by different surveys  
140 conducted in Tanzania between 2011 and 2017. Such surveys include the Tanzania HIV and  
141 Malaria indicator survey (THMIS 2011-12) (32), Tanzania demographic and health survey –  
142 Malaria Indicator survey (TDHS-MIS 2015-2016) (34) and the 2015/2016 school malaria  
143 prevalence surveys (SMPS) (35) ( Figures 2 and 3).

144

145 Based on the 2011-12 THMIS, the highest malaria prevalence (by malaria Rapid Diagnostic  
146 Test( mRDT)) was observed in the Southern (20.6%), Western (16.7%) and Lake (14.8%)

147 zones(2). A similar pattern was observed 3 years later during the 2015-16 TDHS-MIS which  
148 showed that the highest prevalence was within the same zones; Western (27.7%), Lake  
149 (23.5%) and Southern (18.8%)(3). Regions with high (>10%) prevalence during the 2011-12  
150 survey included (in descending order); Geita (31.8%), Lindi (26.3%), Kigoma (26.0%), Mara  
151 (25.4%), Mwanza (18.6%), Mtwara (17.4%), Morogoro (13.0%) and Ruvuma (12.0%)(2). The  
152 same set of regions presented high prevalence in 2015-16 in addition to Kagera, Pwani,  
153 Tabora, Shinyanga, Mwanza, Katavi and Simiyu(3). The results of SMPS brought a similar set  
154 of zones and regions affected mostly with malaria. Regions with the highest prevalence  
155 included Geita (53.7%), Pwani (48.4%), Mwanza (40.0%), Katavi (39.9%), Mara (36.4%), Mtwara  
156 (36.2%), Shinyanga (35.1%), Kagera (31.1%), Simiyu (31.0%), Lindi (30.3%), Kigoma (30.3%),  
157 Tabora (30.0%) and Ruvuma (22.6%)(35). The findings of these surveys indicated that some  
158 regions consistently maintained high malaria transmission in the past 5 years, including Geita  
159 (Lake zone), Ruvuma and Mtwara (Southern zone) and Kigoma (Western zone) (Figure 1).

160  
161 Thus, four regions were selected for the study and two districts with high and low malaria  
162 prevalence based on the SMPS of 2015/2016 were selected from each region (Figure 1);  
163 Buhigwe and Uvinza (Kigoma), Mtwara DC and Nanyumbu (Mtwara), Nyasa and Tunduru  
164 (Ruvuma) and Nyang'hwale and Chato (Geita). Districts in Geita region were chosen with an  
165 added criterion of taking part in IRS programme which was done shortly before this study.  
166 Two villages with high malaria burden, based on the number of cases reported by health  
167 facilities in 2016, were selected from each district, making 16 villages. Health facilities serving  
168 the respective villages were also visited for the health system survey.



169

## 170 **Study design**

171 This was a cross-sectional survey which evaluated entomological, parasitological, health  
172 systems, socio-economic and socio-anthropological components (Figure 4).

173

## 174 **Planning and organization of the study teams**

175 Training of the teams on the study protocol and the tools was done before initiation of the  
176 study; and was done separately according to the component to be implemented. Dry runs  
177 were conducted in Magoda village in Muheza district, Tanga region. Community members of  
178 Magoda village have experience of taking part in different surveys of malaria transmission  
179 for the past three decades (37). The demographic and socio-economic (census) team  
180 conducted first the dry run, other teams conducted the dry runs one week later using the  
181 data generated by the census team. The exercise was followed-up by a post-test assessment  
182 to sort out any issues encountered during the dry runs before data collection was launched.  
183 The main study was conducted between July and November 2017 following a similar order.  
184 In each village, the teams conducted the survey in 3 to 4 days and the entire survey took  
185 about 65 days.

186

## 187 **Sample size, sampling procedures, and collection of data and samples**

188 To create a sampling frame, a demographic census was undertaken and all households (HHs)  
189 from the selected villages were enumerated, and each member of the HH was given a

190 unique identification number. Systematic sampling was used to identify HHs to be included  
191 in other components of the study as described below.

192

### 193 **Demographic and socio-economic survey**

194 A demographic census was undertaken in the selected villages whereby all HHs (between  
195 200 to 700HHs per village) were enumerated and assessed for socio-economic status (SES)  
196 and risk factors associated with malaria transmission. Demographic data including name,  
197 sex, date of birth, education status and occupation were collected for all members residing  
198 in each HH. Malaria risk mapping was undertaken, and it included collection of data on the  
199 housing quality based on construction materials, presence of eaves and open windows,  
200 location of the HH in the village and environmental features associated with malaria  
201 transmission (e.g. mosquito breeding sites). Furthermore, information on malaria  
202 prevention strategies [e.g. screened windows, availability and use of bed nets (ITNs and  
203 LLINs), IRS and intermittent presumptive treatment in pregnancy using SP (IPTp-SP)] were  
204 collected. The SES of each HH was also assessed and it focused on ownership of assets such  
205 as livestock, farming land, electronic equipment (e.g. mobile phones, radio, television),  
206 means of transport (e.g. bicycle, motorcycle), source of energy for cooking and lighting,  
207 source of drinking water and type of latrines.

208

### 209 **Parasitological survey**

210 A total of 120 HHs from each village were sampled from the census list and all members from  
211 the selected HHs were enrolled in the parasitological survey that was conducted at a central

212 point. A comprehensive parasitological assessment was conducted to obtain baseline data  
213 on malaria transmission intensity in the study population. A parasitological questionnaire  
214 was used to collect information on demographics, malaria prevention, clinical and treatment  
215 history. Additionally, vital signs and anthropometrics measures were taken, splenomegaly  
216 was evaluated for children up to 12-years. Blood samples were collected by finger prick, thin  
217 and thick smears were prepared, malaria rapid test (mRDT) (Carestart™ Somerset, NJ USA)  
218 was done for detection of malaria parasites and haemoglobin levels were evaluated using  
219 HaemoCue® machines. Dried blood spots (DBS) on filter papers were collected for further  
220 analysis of malaria parasites and host genetic factors that might affect  
221 susceptibility/resistance to malaria parasite infection and clinical disease. Participants with  
222 mRDT positive results were treated according to the National malaria treatment  
223 guidelines(38) and participants thought to need further investigation and management  
224 were referred to the nearest health facility.

225

### 226 **Socio-anthropological survey**

227 A structured questionnaire was used to collect quantitative data while qualitative data was  
228 collected through focus group discussions (FGDs) and in-depth interviews (IDIs) using  
229 interview topic guides. Heads of the HHs which were involved in the parasitological survey  
230 were interviewed to capture information on knowledge, attitude, practices and beliefs  
231 (KAP&B) towards malaria and its control. Specifically, respondents provided information on  
232 key issues such as malaria transmission, signs, symptoms and treatment; malaria prevention  
233 (e.g. use of bed-nets and chemoprevention such as IPTp) and health seeking behaviour. For

234 the qualitative study, two FGDs were conducted in each village, whereby each FGD included  
235 8-12 individuals aged >18 years (male and female participants separately). The information  
236 collected during FGDs included; knowledge on malaria (its transmission, signs, symptoms  
237 and treatment), community's practices and attitudes on malaria prevention, e.g. use of bed-  
238 nets, use of antimalarial drugs and health seeking behaviour. Participants of the FGDs were  
239 randomly selected from HHs which were not involved in the parasitological survey and  
240 KAP&B interviews. Indepth interviews were also undertaken with at least two officials  
241 involved in malaria control at the district level, including the district medical officer and/or  
242 district-malaria coordinators/focal persons. Respondents provided information on  
243 availability, accessibility and utilization of malaria prevention, treatment and control  
244 services in their areas.

245

#### 246 **Entomological survey**

247 A sub-sample of 25 HHs were selected randomly (from the census list) in each of the study  
248 villages for entomological assessments. The selected HHs had open eaves, were close to the  
249 breeding sites and with medium size windows and/or with no mosquito netting material.  
250 Among the 25 HHs; 20, 10 and 5 HHs were randomly selected for collection of indoor host  
251 seeking malaria vectors using the Centres for Disease Control (CDC) light traps (John W Hock  
252 Co, Gainesville, FL, USA), indoor resting malaria vectors using pyrethrum spray catch and  
253 outdoor biting malaria vectors using tent traps, respectively. Assessment of immature  
254 mosquitoes was also done through larvae search. Details of each collection method used are  
255 provided below:

256 **Light Trapping:** After obtaining a written informed consent from the home owner, a CDC  
257 light trap was installed at the foot of a sleeping place occupied by a family member sleeping  
258 under an insecticide-treated bed-net as described previously (39). In brief, trapping was  
259 done in 20 HHs from each village for three consecutive nights and the traps were set  
260 between 18.00 and 19.00 hours, and retrieved the following morning between 06:00 and  
261 07:00 hours.

262 **Pyrethrum Spray Catches:** Spray catch collection was done for one day in 10 HHs from each  
263 study village. The HHs used here were a sub-sample of the same HHs used for CDC light  
264 trapping. Mosquitoes were collected by spraying a non-residual crude pyrethrum solution  
265 premixed with kerosene at the concentration of 0.5%. Food and small items were removed  
266 from the houses and white cotton sheets were spread to cover the floor and large furniture.  
267 Ten to fifteen minutes after spraying, researchers collected knocked down mosquitoes and  
268 preserved them in petri-dishes for later identification and score of their physiological status.

269 **Furvela Tent Trapping:** These were used for three nights consecutively in 5 HHs from each  
270 village. Furvela tent traps consisted of a tent and a CDC light trap with the light bulb  
271 removed. A volunteer slept in the tent with a small opening in the tent door to allow host  
272 odours to escape and attract mosquitoes as previously described (40). The traps were set  
273 each night between 18:00 and 19:00 hours and retrieved the following morning between  
274 06:00 and 07:00 hours.

275 **Larval Surveillance:** Mosquito larval breeding habitats were mapped using global positioning  
276 system (GPS) in Open data kit (ODK) (GPS; Trimble Geoexplorer II, USA) while Larvae search  
277 was conducted using the World Health Organization (WHO) 350 ml standard mosquito

278 dipper. Depending on the size of the aquatic habitat, five to twenty dips were taken from  
279 each larval habitat after physically inspecting the habitat for the presence or absence of  
280 mosquito larvae. Five dips were taken in small larval habitats of  $\leq 1 \text{ m}^2$ , 10 dips for medium-  
281 sized habitats ( $2\text{--}15 \text{ m}^2$ ) and 20 dips for relatively large habitats ( $> 15 \text{ m}^2$ ). The immature  
282 mosquitoes were classified into three categories as; early instars (first and second stage  
283 larvae), late instars (third and fourth stage larvae) and pupae, after which they were sorted  
284 by genus, counted and recorded.

285 **Mosquito identification:** Mosquitoes collected were transported to the field laboratory  
286 which was set up in each village (within a school or village administration office) and  
287 identified to species using morphological criteria (41). Malaria vectors were further classified  
288 according to their abdominal status as unfed, blood-fed, semi-gravid or gravid. Female  
289 mosquitoes (*Anopheles gambiae* complex and *An. funestus* group) were stored in individual  
290 Eppendorf tubes containing silica gel desiccant for sibling species identification, detection of  
291 sporozoite and molecular markers of insecticide resistance. All non-malaria mosquitoes were  
292 identified, counted and discarded.

293

#### 294 **Health system survey**

295 The health system (HS) assessment survey targeted all health facilities serving the study  
296 villages including Accredited Drug Dispensing Outlets (ADDO), dispensaries, health centres  
297 and district hospitals where village members were getting initial consultations and/or  
298 referral services. The facilities include those located within the study villages or nearby. The  
299 assessment was based on the WHO recommended guidelines on service provision

300 assessment for malaria (SPAM)(42) which collects information on availability, accessibility,  
301 affordability and quality of malaria prevention and case management services. Data  
302 collection tools, adopted from the WHO guidelines, were used for this assessment. These  
303 included, Health facility Profile, Consistency check, Antenatal clinic (ANC), Out-patient  
304 department (OPD), Inpatient department (IPD), Laboratory and Pharmacy questionnaires.  
305 Data were collected from the facilities through observations and documentary review,  
306 health workers interview and exit interviews with clients. A critical assessment of different  
307 units/sections and departments at the health facilities (including outpatient and inpatient  
308 departments, laboratory and reproductive child health – RCH units) and within ADDOs was  
309 done. Health workers interviewed included the facility in-charges and heads of units while  
310 exit interviews were held with patients'/care-givers who were attended at the mentioned  
311 units on the day of the visit (interviewees were selected based on history of fever or  
312 diagnosis of malaria). In summary, observations were done for 12 patients attended at each  
313 facility including; 5 malaria patients from outpatient department, 5 from RCH and 2 patients  
314 who received artesunate injection for treatment of severe/complicated malaria.

### 315 **Laboratory Analyses**

#### 316 ***Detection of malaria parasites by microscopy and Polymerase chain reaction (PCR)***

317 Blood smears and DBS sample were sent to laboratory in Tanga for further analysis. The  
318 blood slides were dried at room temperature, thin film fixed with 99% Methanol and the  
319 smears were stained with 5% Giemsa solution for 45 minutes the following day while in the  
320 field. Stained blood slides were then packed and shipped to the laboratory in Tanga where  
321 the smears were examined under high power objective (oil immersion objective) for

322 identification and quantification of malaria parasites. Asexual and sexual parasites were  
323 counted against 200 and 500 white blood cells (WBCs), respectively. Parasite density was  
324 obtained by multiplying the counts by 40 or 16 for asexual and sexual parasites, respectively;  
325 assuming each micro litre of blood contained 8000 WBCs(43). A smear was declared  
326 negative after examining 200 high power fields.

327 DNA was extracted from all microscopy positive DBS samples using QIAamp DNA Mini Kits  
328 (QIAGEN, Valencia, CA, USA) as described by the manufacturer, and stored at -20°C before  
329 analysis. Other samples will be extracted later using the same methods and the photo-  
330 induced electron transfer PCR (PET-PCR) assay will be used to detect the presence of sub-  
331 microscopic infections. The assay relies on self-quenching primers for the detection of  
332 *Plasmodium spp* using *Plasmodium* genus and species specific primers as previously  
333 described (44).

#### 334 **Analysis of malaria vectors**

335 Preserved mosquito samples were shipped to the laboratory in Tanga for further processing  
336 and analysis. Polymerase chain reaction for identification of sibling species of the *An.*  
337 *gambiae* complex and *An. funestus* group was conducted on a sub-sample of adult mosquito  
338 selected randomly from each village. Genomic Deoxyribonecleic acid (gDNA) was extracted  
339 from wings or legs of a female *An. gambiae* complex and *An. funestus* group according to  
340 methods previously described (45). The DNA samples were used for identification of sibling  
341 species of *An. gambiae* complex and *An. funestus* group using species specific diagnostic  
342 primers for *An. gambiae* complex (*An. gambiae* ss., *An. arabiensis*, *An. quadriannulatus*, *An.*



343 *melas*, *An. merus*) (46). For the sibling species of the *An. funestus* group, the samples were  
344 identified based on species-specific primers in the internal transcribed spacer 2 (ITS2) region  
345 of the recombinant DNA (rDNA) genes, using a method previously developed to identify *An.*  
346 *funestus*, *An. vaneedeni*, *An. rivulorum*, *An. lesoni*, and *An. parensis* (47). Genotyping results  
347 were analysed using MXPro software (Agilent technologies, Santa Clara, CA, USA). Further  
348 analysis of malaria vector will be performed later including i) use of real time PCR (using  
349 TaqMan assays) to detect mutations in the knock down resistance (*kdr*) gene associated  
350 with pyrethroid resistance and determine the presence of *kdr* east and west genotypes in  
351 *An. gambiae* complex (48); ii) single nucleotide polymorphisms (SNPs) genotyping to assess  
352 the population structure of mosquitoes and additional markers of insecticide resistance;  
353 and, iii) Detection of *P. falciparum* circumsporozoite protein (Pf-CSP) and source of blood  
354 meal (for blood fed vectors) on a sub-sample of mosquitoes (*An. gambiae* complex and *An.*  
355 *funestus* group) by enzyme-linked immunosorbent assay (ELISA) technique as previously  
356 described(49).

### 357 ***Analysis of parasite population structure and molecular markers of antimalarial resistance***

358 The samples were genotyped for parasite population structure at the University of North  
359 Carolina (USA) using molecular inversion probes (MIP) protocol as described earlier (51). The  
360 data has been used to assess the population structure and other population genetics metrics  
361 in the parasite populations from the study areas (Mosers et al. Manuscript in Preparation).  
362 The assay based on MIPs was also used to detect molecular markers of drug resistance. The  
363 analysis will focus on markers of artemisinin resistance (*P. falciparum* kelch 13, *k-13*), partner  
364 drugs particularly lumefantrine and amodiaquine (*P. falciparum* multidrug resistance –

365 *Pfmdr1* gene) while piperaquine (*Plasmepsin 2 and 3*) will be assessed later. Markers of  
366 resistance to the old drugs which were previously used in Tanzania – chloroquine  
367 (chloroquine transporter gene *Pfcrt*) and sulphadoxine/pyrimethamine – SP (dihypteorate  
368 synthase and dihydrofolate reductase, *Pfdhps* and *Pfdhfr* genes) were also assessed. The  
369 *Pfmdr1* copy number variation will be detected by real-time PCR following a previously  
370 described assay(52).

371 Additional analysis was done to detect the levels of *P. falciparum* Histidine rich protein 2  
372 (HRP2) and the prevalence of *hrp2/3* gene deletion and their impacts on the performance of  
373 HRP2based mRDTs in Tanzania. Analysis of HRP2 will be done using a bead luminex assay  
374 described earlier (Rogier et al)(53), while the gene deletion will be assessed using the  
375 molecular assay that has been optimized at CDC (Bakari et al. Manuscript in Preparation).  
376 Polymorphisms in the *hrp2/3* genes was analysed by Sanger sequencing as previously  
377 described (53).

### 378 **Human genetic analyses**

379 Human DNA will be extracted from DBS and analysed for polymorphisms in different genes  
380 which are known to be associated with susceptibility/ resistance to malaria. Such analyses  
381 will target sickle cell ( $\beta$ -globin),  $\alpha$ -thalasemia ( $\alpha$ -globin), glucose 6-phosphate  
382 dehydrogenase (G6PD) genes and others polymorphisms which will be deemed relevant.

383

### 384 **Data management**

385 Quantitative data was collected using tablets which were connected through internet to the  
386 central server located at NIMR Tanga Centre. The ODK software was used to create the  
387 database and data collection applications. The data manager reviewed the data on a daily  
388 basis for precision and consistency. Queries generated on a daily basis were sent back to the  
389 head of each study team for resolution. Data cleaning and validation was done continuously  
390 and daily/weekly as well as periodic reports generated. Final cleaning was done after the  
391 survey and analysis is being performed according to the data analysis plan which was  
392 prepared at the beginning and finalized at the end of the study.

393 Qualitative data were collected using tape recorders and later the audio files were stored in  
394 the computer. Audio files were transcribed from Kiswahili and translated into English  
395 language. Thematic approach was used for data analysis.

396

### 397 **Data analysis**

398 The Analytical framework and modelling approaches which will be used for the study is  
399 shown in figure 5.

400

401 The proposed analytical framework for determining the intrinsic and extrinsic drivers of  
402 malaria resilience can be derived starting from any of the five components depending on  
403 what action need to be taken or from which point of view implementation of the action  
404 targets. The model in Figure 5 illustrates the interlinks that exists between these  
405 components. Health system is assumed to affect all components, but with different  
406 magnitude and assumed to impacts more socio-anthropological and the parasitological

407 factors. Availability, access and utilization of malaria preventive measures is a across-cutting  
408 component between HS, entomology and parasitology, and slightly between  
409 anthropological aspects, with more weight given to its linkage with performance of the HS  
410 and affects the entomological and parasitological components.

411 Prior to analysis, the following will be done: i) potential indicators/measures to be derived  
412 from each component will be identified. A list with details of data to be used in calculation of  
413 the indicators and what information is expected to contribute to the analytical framework  
414 will be created; ii) information from demographic/socio-economic census, available for all  
415 individuals in all study villages, will be used to create a community-based vulnerability index  
416 to malaria resilience in the study districts. The index will be build based on "who are we  
417 dealing with" -concept, i.e. the study population. A sensitivity analysis will be done to assess  
418 how the index change when adding information from other components. Malaria  
419 prevalence levels (at finest scale possible, e.g. village/ward/district) from the parasitological  
420 component will be used as a response to a vulnerability model. Once the preliminary step is  
421 finalized, the team will gather to refine the analytical model and to generate linkages  
422 between components. This exercise will be used as a platform to refine set of models and  
423 approaches proposed here.

424 Different approaches are proposed to be considered for analysis. Multiple analyses are  
425 considered to accommodate different context on which drivers for malaria resilience can be  
426 studied. With that, response variable(s) will be defined from one or multiple components  
427 then use data from other components as determinants or modifiers to create associations.

428 All models will consider spatial differences of the study districts which will be defined using  
429 climate and environmental information.

430 The first approach will consider entomological parameters such as adult mosquito density,  
431 their infectivity (transmission) rates, resistance and information from breeding sites  
432 (number, spread and larval density) as a response. Once mapped, these will be linked to  
433 socio-demographic, socio-anthropological, parasitological and lastly HS parameters. Levels  
434 of entomological metrics are expected to be driven by rate of utilization of preventive  
435 measures, malaria infection levels, governance and institutional actions (taken by  
436 administrative team in collaboration with the HS), e.g. requesting for additional  
437 interventions such as larviciding; and lastly, human activities such as type of economic  
438 activity, choices on where to live/build a house, type of houses constructed, sources of  
439 water, knowledge and burden of disease observed in the community. This model assesses  
440 the problem from the vector aspects hence will derive actions focusing more on vector  
441 control

442 The second approach will take HS as the central point of deriving the understanding on the  
443 key drivers of persistence of malaria burden. Here, it is assumed that the success or failure in  
444 other components depends directly on the performance of the HS or vice versa. Taking it  
445 from here, a HS performance indicator will be built for all districts and modelled against  
446 selected/relevant indicators from all the remaining components. One of the hypothesis here  
447 could be that, if governance, institutional policies, actions and practices are not sufficiently  
448 implemented, they may result into insufficient community malaria knowledge, negative  
449 attitudes, high levels of entomological indicators, poor health seeking behaviours, poor

450 distribution and utilization of effective interventions, and finally high burden  
451 (parasitological). This model is expected to derive perspectives that assess malaria stagnant  
452 problem from the governance actors than the beneficiaries.

453 The last model will approach the analysis from the perspective of availability, access and  
454 utilization of malaria preventive measures. This model will try to divide the weight of the  
455 drivers to multiple players, i.e. the HS performance, community knowledge and practices  
456 and patterns of entomological parameters for example seasonality. Since the analyses will  
457 be done using the data collected at the village level, an attempt will be made to extend the  
458 analysis to the entire district. Data from the health management information system (HMIS)  
459 which is routinely collected and reported through the Demographic Health Information  
460 system 2 (DHIS2) will be used. Such data will include test positivity rates (TPR), incidence  
461 rates, prevalence of malaria in under-fives (from MIS), school children and pregnant women  
462 using ANC data. The analyses will support development of district-wide maps of malaria  
463 burden and identify key factors to be incorporated in the ongoing efforts in the micro-  
464 stratification of malaria.

465

## 466 **Discussion**

467 This protocol was used in a study that aimed at determining the reasons and factors  
468 associated with persistence of malaria in some parts of Tanzania. The regions in the north-  
469 western and southern parts of the country were selected because they showed either  
470 increasing or unchanged malaria prevalence according to the national surveys conducted  
471 from 2007 to 2016(2,32,36). The study was implemented as a cross sectional survey and

472 covered five components which play key role in the transmission and persistence of malaria:  
473 parasitological, entomological, socio-anthropological, demographic and SES, and HS. The  
474 protocol was designed to perform a comprehensive and critical assessment of the possible  
475 drivers of resilience of malaria in these and possibly other areas with similar transmission  
476 patterns in the country.

477  
478 Preliminary results show that 6,297 HHs and 28,361 individuals with median age 16yrs (IQR=  
479 7-35yrs) were registered from the 16 villages. The population had similar structure among  
480 young individuals <20years but with more females compared to males particularly among  
481 adult individuals. Less than half (44.1%) of the HHs had family size of >4 members and >55% of  
482 the HHs owned at least one bed-net. Over 49% of individuals used bed-nets in the previous  
483 night before the survey and 43.9% of HHs had bed-nets covering two members per  
484 household. For parasitological survey, 25.8% of registered individuals (n= 7,313) were  
485 selected from 2,527 HHs (40.1%) and invited for assessment and sampling. The positivity rate  
486 (PR) by mRDTs was 33.3% ranging from 21.9% to 41.1%; while by microscopy, the PR was 20.6%  
487 and varied from 8.0% to 29.0%. Socio-anthropology interviews were conducted with a total  
488 of 1,687 heads/representatives of HHs. For qualitative surveys 32 FGDs (two from each village) and 16  
489 IDIs (two per district) were conducted. Thirty-one health facilities were visited for the HS  
490 survey; 19.4% (n=6) were hospitals; 41.9% (n=13) health centres and 38.7% (n=12) dispensaries.  
491 In the entomological survey, 8,891 adult mosquitoes were collected, whereby *Anopheles*  
492 *gambiae* complex, *An. funestus* group and other mosquitoes accounted for 12.0%, 49.7% and  
493 38.3%, respectively.

494 In order to successfully and timely implement study, the different components of the study  
495 were strategically planned to ensure the data collected was properly linked to prevent  
496 collection of redundant information. The entire study team was divided in small teams,  
497 which worked on their respective components in a way that allowed proper utilization data  
498 collected by the demographic and SES team. The first team (the demographic and SES  
499 group) conducted a census survey at least a week before other teams arrived in the study  
500 area. It assigned unique identification numbers to each person in the village and individuals'  
501 data were downloaded in the electronic application that were used for data collection by  
502 other teams. This was critical to ensure that all individuals assessed in the other components  
503 had their information in the database that was used for the specific assessments done for all  
504 sub-components of the study without a need to recollect individuals' demographics.

505  
506 A comprehensive and non-traditional analysis is needed to assess the intrinsic and extrinsic  
507 drivers of the observed resilience of malaria. The analytical framework to be used includes  
508 the following, 1) developing a conceptual framework to establish the logical interlinks  
509 between the five studied components (and their attributes); 2) applying a set of models to  
510 learn the interlinks and determine associations with core drivers; and 3) proposing a set of  
511 indicators to be studied (this will be generated and refined during the process). The analysis  
512 takes into consideration the multifaceted and complex interlinks between the five  
513 components to understand these drivers while utilizing both, the quantitative and  
514 qualitative information gathered during the survey. The span of outcome studied started  
515 from the communities to the top of the ladder, which is the HS. The communities are the



516 main beneficiaries while the actors/decision makers are within the health system. There are  
517 decision making processes within each of these two extreme ends which determine success  
518 of interventions in place; suggesting that factors behind actions of players at community  
519 level vs. health system varies. Within communities, demographic profiles and practices may  
520 be the core factors while how policies and guideline are translated into actions and  
521 innovations of players might be core factors in the HS arm. The important hypothesis that  
522 this work will use is that, there is a high variation in (almost) all core attributes even within  
523 closely located areas. The concept of "who are we dealing with here" which will be used to  
524 define the participants and develop community-based vulnerability indices is essential in fine  
525 scale assessments such as studying malaria hotspots. It is important to fully understand the  
526 type of people, their social characteristics, decision making process, their environment,  
527 assess subgroups within and between communities and tap what divides them, etc., then  
528 relate to the outcome of interest, that makes it clear to interpret associations derived from  
529 analysis.

530  
531 The use of various models (with different outcome variable), set of hypothesis on how the  
532 components interacts and development of various indicators and metrics is expected to  
533 enrich the analysis, accurately estimate the effects and facilitate understanding of the  
534 contribution of each identified driver, their pathways and point out contextual factors. On  
535 the other side, the spatial analysis will feature out and quantify the variations in the realised  
536 associations and interlinks between main components or attributes within. That is an  
537 important finding to compliment stratification strategies. The analysis will be done for each

538 district, region, zone (north-western and southern) and, lastly at country level. The cascade  
539 approach of analysis is expected to determine at which point the strength of association  
540 diminishes hence inform how future implementation should be formulated. This is deemed  
541 necessary, as some of the areas within the country are potential for malaria elimination. It is  
542 intended to test how the proposed framework is useful for this analysis, refine its  
543 components during the process of analysis (with full documentation) and share the final  
544 version (with list of indicators) to other malaria stakeholders.

545 The current NMCP mid-term strategic plan (MSP) 2015-2020 aims at reaching pre-elimination  
546 level by 2020. Furthermore, the strategic plan has the main goal of reducing the average  
547 country prevalence to <1%. Preliminary results from the current study have shown a high  
548 prevalence of malaria in the visited areas. This reflects that the goal of reaching the  
549 prevalence of <1% in Tanzania by 2020 and transitioning to pre-elimination may not be  
550 reached over remaining period. Various reasons may be contributing to that situation,  
551 among them being wide transmission diversity which may have an impact on the  
552 performance of NMCP in attaining its MSP goals. In response to that, during their midterm  
553 review of the MSP, NMCP introduced supplementary plan with an objective of facilitating  
554 achievement of MSP goal by 2020. Among the revised strategies, is stratification and  
555 deploying intervention based on the local burden of malaria and making surveillance,  
556 monitoring and evaluation a core intervention as recommended by WHO (54). The overall  
557 aim is to enable NMCP to monitor progress in malaria control and produce country specific  
558 evidence-based stratification. The findings of the proposed analysis will be key in developing

559 a framework that will be routinely used by NMCP to continuously re-stratify malaria burden  
560 using data to be generated from intensified surveillance.

561 Analysis and results from this study will determine factors which might be potentially  
562 responsible for persistence of malaria and hotspots in the study areas and possibly other  
563 parts of Tanzania. The proposed triangulated analysis of the five components, rather than  
564 the traditional methodology of focusing on one metric, is expected to highlight potential  
565 drivers, their complex interactions and map spatial heterogeneity which will be an eye-  
566 opener to better understanding of determinants of malaria hotspots. This study is expected  
567 to provide an important framework and data which will guide future studies and malaria  
568 surveillance in Tanzania and other malaria endemic countries. The findings of the study will  
569 inform the NMCP and its stakeholders on stratified and malaria targeted control  
570 interventions required to push malaria further down to reach pre-elimination target by 2020  
571 and elimination by 2030. The protocol can be modified and customized, and will be useful to  
572 other countries which might be interested in undertaking similar assessments.

573

#### 574 **List of Abbreviations**

575	ADDO	Accredited drug dispensing outlet
576	ANC	Antenatal clinic
577	CDC	Centres of Diseases Control and Prevention of US
578	DBS	Dried blood spot
579	DED	District executive director
580	<i>dhfr</i>	Dihydrofolate reductase gene

581	DHIS2	Demographic health information system 2
582	<i>dhps</i>	Dihypteorate synthase gene
583	DMFP	District Malaria Focal Person
584	DMO	District medical officer
585	DNA	Deoxyribonucleic acid
586	ELISA	Enzyme-linked immunosorbent assay
587	FDG	Focus group discussion
588	G6PD	Glucose 6-phosphate dehydrogenase
589	gDNA	Genomic deoxyribonucleic acid
590	GPS	Global positioning system
591	HHs	House holds
592	HMIS	Health management information system
593	HRP2	Histidine rich protein 2
594	HS	Health system
595	IPD	inpatient department
596	IPTp	Intermittent presumptive treatment in pregnancy
597	IQR	interquartile range
598	IRS	Indoor residual spraying
599	ITNs	Insecticide treated nets
600	ITS	internal transcribed spacer
601	KAP&B	Knowledge, attitude, practice and beliefs
602	<i>kdr</i>	knock down resistance gene

603	LLINs	Long-lasting insecticidal nets
604	<i>mdr1</i>	multidrug resistance 1 gene
605	MIP	Molecular inversion probes
606	MIS	Malaria indicator survey
607	MRCC	Medical research coordinating committee
608	mRDT	Malaria rapid diagnostic test
609	MSP	mid-term strategic plan
610	NMCP	National malaria control programme
611	ODK	Open data kit
612	OPD	Outpatient department
613	PCR	Polymerase chain reaction
614	PET	Photo-induced electron transfer
615	<i>Pf</i>	<i>Plasmodium falciparum</i>
616	<i>Pf</i> -CSP	<i>Plasmodium falciparum</i> circumsporozoite protein
617	PO-RALG	President's office, regional administration and local government authority
618	PR	Positivity rate
619	RCH	Reproductive and child health
620	rDNA	Recombinant deoxyribonucleic acid
621	SES	Socio-economic status
622	SMPS	School malaria prevalence survey
623	SNPs	Single nucleotide polymorphisms
624	SP	Sulphadoxine/pyrimethamine

625	SPAM	Service provision assessment for malaria
626	SSA	sub Saharan Africa
627	TDHS	Tanzania demographic and health survey
628	THMIS	Tanzania HIV and malaria indicator survey
629	TPR	Test positivity rate
630	WBC	White blood count
631	WHO	World health organization

632

633

#### 634 **Declarations**

#### 635 **Ethical approval and consent to participate**

636 This study obtained ethical approval from the Medical Research Coordinating Committee  
637 (MRCC) of the National Institute for Medical Research (NIMR/HQ/R.8a/Vol.IX/2551).  
638 Furthermore, permission to conduct the study in the selected regions was sought from the  
639 President's Office, Regional Administration and Local Government Authority (PO-RALG) and  
640 Regional, District and village authorities. Informed consent/assent was sought before  
641 conducting the demographic survey or including the participants into the different  
642 components of the study as well as before inserting mosquito traps into the houses.

643

#### 644 **Consent for publication**

645 Not applicable

646

647 **Availability of data and materials**

648 The datasets which will be analysed for the current study are available at the NMCP, and can  
649 be shared through the corresponding author on reasonable request.

650

651 **Competing interest**

652 The authors declare that they have no competing interests

653

654 **Funding**

655 The study was funded by the Global Fund to fight AIDS, Tuberculosis and Malaria under the  
656 Ministry of Health through National malaria control programme. The funders had no role in  
657 data collection, analysis, interpretation of data and writing the manuscript.

658

659 **Authors' contribution**

660 DSI, MGC, CIM, SFR, FC, FF, BPM, MDS, LN, ISM, EL, YAD, BMB, RAM and FM made  
661 substantial contributions to the conception and design of the protocol; DSI, MGC, SFR, FC,  
662 FF, MPM and FM designed the analysis and data interpretation plan. DSI, MGC, CIM, SFR, FC,  
663 FF, BPM, MDS, DPC, LN, ISM, EL, WHM, ADM, VB, MDS, YAD, BMB, PMH, RAM, MCM, RM,  
664 AM, FM, RN and AM contributed in drafting and revising the protocol. All authors reviewed  
665 and approved the final version of the manuscript.

666

667 **Acknowledgments**

668 The study team would like to thank all study participants for their contribution in the study.  
669 Special appreciation goes to the President's Office Local Government and Regional  
670 Authorities and the village, district and region authorities; particularly village Leaders,  
671 District Executive Directors (DEDs), District medical Officers (DMOs) and District Malaria  
672 Focal Persons (DMFPs) for supporting the team during the entire study period.

673 The team would also like to acknowledge the contribution of the research scientists and  
674 assistants; Gasper Lugela, Francis Chambo, Tilaus Gustav, Juma Akida, Mwanaidi Mtui,  
675 Caroline Minja, Maimuna Ahmed and Richard Makono from the Parasitology team. The  
676 demographic team included; Gineson Nkya, Richard Malisa, Raphael Charles, Respigi  
677 Kiwango, Evord Kimario, Lifoba Mosoud, Stumai George, Ali Idris, Ibrahim Materego, Neema  
678 Barua, and Michael Makange. Cloud Tesha, Emmanuel Chagoha and Happyness Jeremiah  
679 were members of the socio-anthropology team. The entomology team included Martin  
680 Zuakuu, Adam Mgaya, Hashim Ally, Heri Bakari, Alex John, Neema Richard, Rukia Ahmed and  
681 Israel Msangi . The technical, administrative and logistic support rendered by the Finance  
682 department at Tanga Centre (Lydia Lugomola, Derick Maira, Joseph Said and Selemani  
683 Mandia) and NMCP (Abdallah Kajuna and Judith Kirama); drivers (Seth Nguhu, Francis  
684 Mkongo, Saidi Maivaji, Silvester Msamila, Eliwasiri Mmbaga, Thomas Semdoe, Athumani  
685 Simba and Ally Mshana) and others (Robert Mhilu, Salome Ngoda, Elfrida Mosha, Haruna  
686 Mrisho, Beatrice Semng'indo and Rehema Mtibusa) is highly appreciated.

687 We are grateful to WHO through Tanzania Country Office for providing technical support.  
688 The National Institute for Medical Research is thanked for the support and providing  
689 permission to publish this protocol.



690

691 **References**

- 692 1. WHO. World Malaria Report 2016. 2017;
- 693 2. TACAIDS. HIV/AIDS and Malaria Indicator Survey 2011-12. 2011.
- 694 3. Ministry of health, Community Development, Gender E and C, National Bureau of  
695 Statistics. Tanzania Demographic and Health Survey and Malaria Indicator Survey  
696 2015-2016. 2016.
- 697 4. Mboera LEG, Rumisha SF, Lyimo EP, Chiduo MG, Mangu CD, Mremi IR, et al. Cause-  
698 specific mortality patterns among hospital deaths in Tanzania, 2006-2015. PLoS One  
699 [Internet]. 2018 Oct 31;13(10):e0205833. Available from:  
700 <https://doi.org/10.1371/journal.pone.0205833>
- 701 5. Bhattarai A, Ali AS, Kachur SP, Mårtensson A, Abbas AK, Khatib R, et al. Impact of  
702 artemisinin-based combination therapy and insecticide-treated nets on malaria burden  
703 in Zanzibar. PLoS Med. 2007;4(11):e309.
- 704 6. Ceesay SJ, Casals-Pascual C, Erskine J, Anya SE, Duah NO, Fulford AJC, et al. Changes in  
705 malaria indices between 1999 and 2007 in The Gambia: a retrospective analysis.  
706 Lancet. 2008;372(9649):1545–54.
- 707 7. D’Acremont V, Lengeler C, Genton B. Reduction in the proportion of fevers associated  
708 with Plasmodium falciparum parasitaemia in Africa: a systematic review. Malar J.  
709 2010;9(1):240.

- 710 8. Fegan GW, Noor AM, Akhwale WS, Cousens S, Snow RW. Effect of expanded  
711 insecticide-treated bednet coverage on child survival in rural Kenya: a longitudinal  
712 study. *Lancet*. 2007;370(9592):1035–9.
- 713 9. Hay SI, Guerra CA, Gething PW, Patil AP, Tatem AJ, Noor AM, et al. A world malaria  
714 map: *Plasmodium falciparum* endemicity in 2007. *PLoS Med*. 2009;6(3):e1000048.
- 715 10. Nyarango PM, Gebremeskel T, Mebrahtu G, Mufunda J, Abdulmumini U, Ogbamariam  
716 A, et al. A steep decline of malaria morbidity and mortality trends in Eritrea between  
717 2000 and 2004: the effect of combination of control methods. *Malar J*. 2006;5(1):33.
- 718 11. O’Meara WP, Mangeni JN, Steketee R, Greenwood B. Changes in the burden of  
719 malaria in sub-Saharan Africa. *Lancet Infect Dis* [Internet]. 2010;10. Available from:  
720 [http://dx.doi.org/10.1016/S1473-3099\(10\)70096-7](http://dx.doi.org/10.1016/S1473-3099(10)70096-7)
- 721 12. Kleinschmidt I, Schwabe C, Benavente L, Torrez M, Ridl FC, Segura JL, et al. Marked  
722 increase in child survival after four years of intensive malaria control. *Am J Trop Med*  
723 *Hyg*. 2009;80(6):882–8.
- 724 13. Kleinschmidt I, Schwabe C, Shiva M, Segura JL, Sima V, Mabunda SJA, et al. Combining  
725 indoor residual spraying and insecticide-treated net interventions. *Am J Trop Med*  
726 *Hyg*. 2009;81(3):519–24.
- 727 14. Sharp B, Van Wyk P, Sikasote JB, Banda P, Kleinschmidt I. Malaria control by residual  
728 insecticide spraying in Chingola and Chililabombwe, Copperbelt Province, Zambia.  
729 *Trop Med Int Heal*. 2002;7(9):732–6.

- 730 15. Sharp BL, Kleinschmidt I, Streat E, Maharaj R, Barnes KI, Durrheim DN, et al. Seven  
731 years of regional malaria control collaboration—Mozambique, South Africa, and  
732 Swaziland. *Am J Trop Med Hyg.* 2007;76(1):42–7.
- 733 16. Tanner M, Savigny D de. Malaria eradication back on the table. *Bull World Health*  
734 *Organ.* 2008;86(2):82.
- 735 17. Roberts L, Enserink M. Did they really say... eradication? *Science* (80- ).  
736 2007;318(5856):1544–5.
- 737 18. Feachem RGA, Phillips AA, Hwang J, Cotter C, Wielgosz B, Greenwood BM, et al.  
738 Shrinking the malaria map: progress and prospects. *Lancet.* 2010;376(9752):1566–78.
- 739 19. Greenwood BM, Fidock DA, Kyle DE, Kappe SHI, Alonso PL, Collins FH, et al. Malaria:  
740 progress, perils, and prospects for eradication. *J Clin Invest.* 2008;118(4):1266.
- 741 20. Campbell CC. Halting the toll of malaria in Africa. *Am J Trop Med Hyg.* 2008;78(6):851–  
742 3.
- 743 21. Atieli H, Menya D, Githeko A, Scott T. House design modifications reduce indoor  
744 resting malaria vector densities in rice irrigation scheme area in western Kenya. *Malar*  
745 *J.* 2009;8(1):108.
- 746 22. Lindsay SW, Emerson PM, Charlwood JD. Reducing malaria by mosquito-proofing  
747 houses. *TRENDS Parasitol.* 2002;18(11):510–4.
- 748 23. Tusting LS, Ippolito MM, Willey BA, Kleinschmidt I, Dorsey G, Gosling RD, et al. The  
749 evidence for improving housing to reduce malaria: a systematic review and meta-

- 750 analysis. *Malar J.* 2015;14(1):209.
- 751 24. Tusting LS, Willey B, Lucas H, Thompson J, Kafy HT, Smith R, et al. Socioeconomic  
752 development as an intervention against malaria: A systematic review and meta-  
753 analysis. *Lancet.* 2013;
- 754 25. Moss WJ, Searle KM, Thuma PE, Ippolito MM, Shields TM, Hamapumbu H, et al. House  
755 Structure Is Associated with *Plasmodium falciparum* Infection in a Low-Transmission  
756 Setting in Southern Zambia. *Am J Trop Med Hyg* [Internet]. 2017 Nov 8 [cited 2018 Jun  
757 30];97(5):1561–7. Available from:  
758 <http://www.ajtmh.org/content/journals/10.4269/ajtmh.17-0299>
- 759 26. Bejon P, Williams TN, Liljander A, Noor AM, Wambua J, Ogada E, et al. Stable and  
760 unstable malaria hotspots in longitudinal cohort studies in Kenya. *PLoS Med.*  
761 2010;7(7):e1000304.
- 762 27. Bousema T, Drakeley C, Gesase S, Hashim R, Magesa S, Mosha F, et al. Identification of  
763 hot spots of malaria transmission for targeted malaria control. *J Infect Dis.*  
764 2010;201(11):1764–74.
- 765 28. Cohen JM, Moonen B, Snow RW, Smith DL. How absolute is zero? An evaluation of  
766 historical and current definitions of malaria elimination. *Malar J.* 2010;9(1):213.
- 767 29. Giglioli G. Ecological change as a factor in renewed malaria transmission in an  
768 eradicated area: A localized outbreak of *A. aquasalis*-transmitted malaria on the  
769 Demerara River estuary, British Guiana, in the fifteenth year of *A. darlingi* and malaria

- 770 eradication. Bull World Health Organ. 1963;29(2):131.
- 771 30. Malakooti MA, Biomndo K, Shanks GD. Reemergence of epidemic malaria in the  
772 highlands of western Kenya. Emerg Infect Dis. 1998;4(4):671.
- 773 31. Zucker JR. Changing patterns of autochthonous malaria transmission in the United  
774 States: a review of recent outbreaks. Emerg Infect Dis. 1996;2(1):37.
- 775 32. Tanzanian ministry of health and social welfare and National Bureau of Statistics.  
776 Tanzania HIV/AIDS and Malaria Indicator Survey 2011–12. THMIS Report. 2013.
- 777 33. Sur- MI. HIV / AIDS in the 2007-08 Tanzania HIV / AIDS and Malaria Indicator Survey (   
778 THMIS ) and Malaria Indicator. Control. 2007;5–6.
- 779 34. Ministry of health, Community Development, Gender E and C. Demographic and  
780 Health survey 2015-2016. 2016.
- 781 35. Chacky F, Runge M, Rumisha SF, Machafuko P, Chaki P, Massaga JJ, et al. Nationwide  
782 school malaria parasitaemia survey in public primary schools, the United Republic of  
783 Tanzania. Malar J [Internet]. 2018 Dec;17(1):452. Available from:  
784 <https://doi.org/10.1186/s12936-018-2601-1>
- 785 36. TACAIDS. Tanzania Malaria and HIV Indicator survey [Internet]. 2007. Available from:  
786 <http://www.measuredhs.com/pubs/pdf/SR150/SR150.pdf>
- 787 37. Ishengoma DS, Mmbando BP, Mandara CI, Chiduo MG, Francis F, Timiza W, et al.  
788 Trends of Plasmodium falciparum prevalence in two communities of Muheza district  
789 North-eastern Tanzania: correlation between parasite prevalence, malaria

- 790 interventions and rainfall in the context of re-emergence of malaria after two decades  
791 of progressively declining transmission. *Malar J* [Internet]. 2018;17(1):252. Available  
792 from: <https://doi.org/10.1186/s12936-018-2395-1>
- 793 38. Ministry of Health. National Guidelines for diagnosis and treatment of malaria. Dar es  
794 Salam, Tanzania: Ministry of Health and Social Welfare, United Republic of Tanzania;  
795 2014.
- 796 39. Mboera LEG, Kihonda J, Braks MAH, Knols BGJ. Short report: Influence of centers for  
797 disease control light trap position, relative to a human-baited bed net, on catches of  
798 *Anopheles gambiae* and *Culex quinquefasciatus* in Tanzania. *Am J Trop Med Hyg*.  
799 1998;59(4):595–6.
- 800 40. Govella NJ, Chaki PP, Geissbuhler Y, Kannady K, Okumu F, Charlwood JD, et al. A new  
801 tent trap for sampling exophagic and endophagic members of the *Anopheles gambiae*  
802 complex. *Malar J*. 2009 Jan;8:157.
- 803 41. Gillies, MT Coetzee M. A supplement to the Anophelinae of Africa South of the Sahara  
804 (Afrotropical region). Johannesburg: South Africa Institute for Medical Research;  
805 1987.
- 806 42. World Health Organization. Service Availability and Readiness Assessment (SARA) An  
807 annual monitoring system for service delivery Reference Manual [Internet]. 2014. 208  
808 p. Available from: [http://www.who.int/healthinfo/systems/sara\\_reference\\_manual/en/](http://www.who.int/healthinfo/systems/sara_reference_manual/en/)
- 809 43. WHO. Basic Malaria Microscopy: Part I Learner’s Guide (2nd ed.). 2010.

- 810 44. Lucchi NW, Narayanan J, Karell MA, Xayavong M, Kariuki S, DaSilva AJ, et al. Molecular  
811 Diagnosis of Malaria by Photo-Induced Electron Transfer Fluorogenic Primers: PET-  
812 PCR. PLoS One. 2013;8(2):1–7.
- 813 45. Musapa M, Kumwenda T, Mkulama M, Chishimba S, Norris DE, Thuma PE, et al. A  
814 Simple Chelex Protocol for DNA Extraction from *Anopheles* spp. J Vis Exp. 2013;(71):1–  
815 6.
- 816 46. Scott JA, Brogdon WG, Collins FH. Identification of single specimens of the *Anopheles*  
817 *gambiae* complex by the polymerase chain reaction. Am J Trop Med Hyg.  
818 1993;49(4):520–9.
- 819 47. Koekemoer LL, Kamau L, Hunt RH, Coetzee M. A cocktail polymerase chain reaction  
820 assay to identify members of the *Anopheles funestus* (Diptera: Culicidae) group. Am J  
821 Trop Med Hyg. 2002;66(6):804–11.
- 822 48. Bass C, Nikou D, Donnelly MJ, Williamson MS, Ranson H, Ball A, et al. Detection of  
823 knockdown resistance (*kdr*) mutations in *Anopheles gambiae*: a comparison of two  
824 new high-throughput assays with existing methods. Malar J. 2007;6:111.
- 825 49. Braun V, Clarke V. Using thematic analysis in psychology. Qual Res Psychol.  
826 2006;3(2):77–101.
- 827 50. Talundzic E, Ravishankar S, Kelly J, Patel D, Plucinski M, Schmedes S, et al. A next-  
828 generation sequencing and bioinformatics protocol for Malaria drug Resistance  
829 marker Surveillance (MaRS). Antimicrob Agents Chemother. 2018;AAC-02474.

- 830 51. Aydemir O, Janko M, Hathaway NJ, Verity R, Mwandagalirwa MK, Tshetu AK, et al.  
831 Drug-Resistance and Population Structure of Plasmodium falciparum Across the  
832 Democratic Republic of Congo Using High-Throughput Molecular Inversion Probes.  
833 Strain. 2018;1:60.
- 834 52. Price RN, Uhlemann AC, Brockman A, McGready R, Ashley E, Phaipun L, et al.  
835 Mefloquine resistance in Plasmodium falciparum and increased pfmdr1 gene copy  
836 number. Lancet. 2004;364(9432):438–47.
- 837 53. Rogier E, Plucinski M, Lucchi N, Mace K, Chang M, Lemoine JF, et al. Bead-based  
838 immunoassay allows sub-picogram detection of histidine-rich protein 2 from  
839 Plasmodium falciparum and estimates reliability of malaria rapid diagnostic tests. PLoS  
840 One. 2017;12(2):e0172139.
- 841 54. World Health Organization (WHO). Global Technical Strategy for Malaria 2016–2030  
842 [Internet]. World Health Organization; 2017 [cited 2018 Oct 12]. Available from:  
843 <http://www.who.int/malaria/publications/atoz/9789241564991/en/#.W8BhVKvQPnE.m>  
844 endeley

845

## 846 **Figure legends**

847 **Figure 1:** Map of Tanzania showing the location of the study regions, districts and villages

848



849 **Figure 2:** Maps of Tanzania showing malaria prevalence in children aged 0- 59 months by region

850 Source: MIS 2007/08, 2001 1/12 and 2015/16 (2,3,36)

851

852 **Figure 3:** Map of Tanzania showing malaria prevalence among school children based on the

853 SMPS of 2015/16 (35)

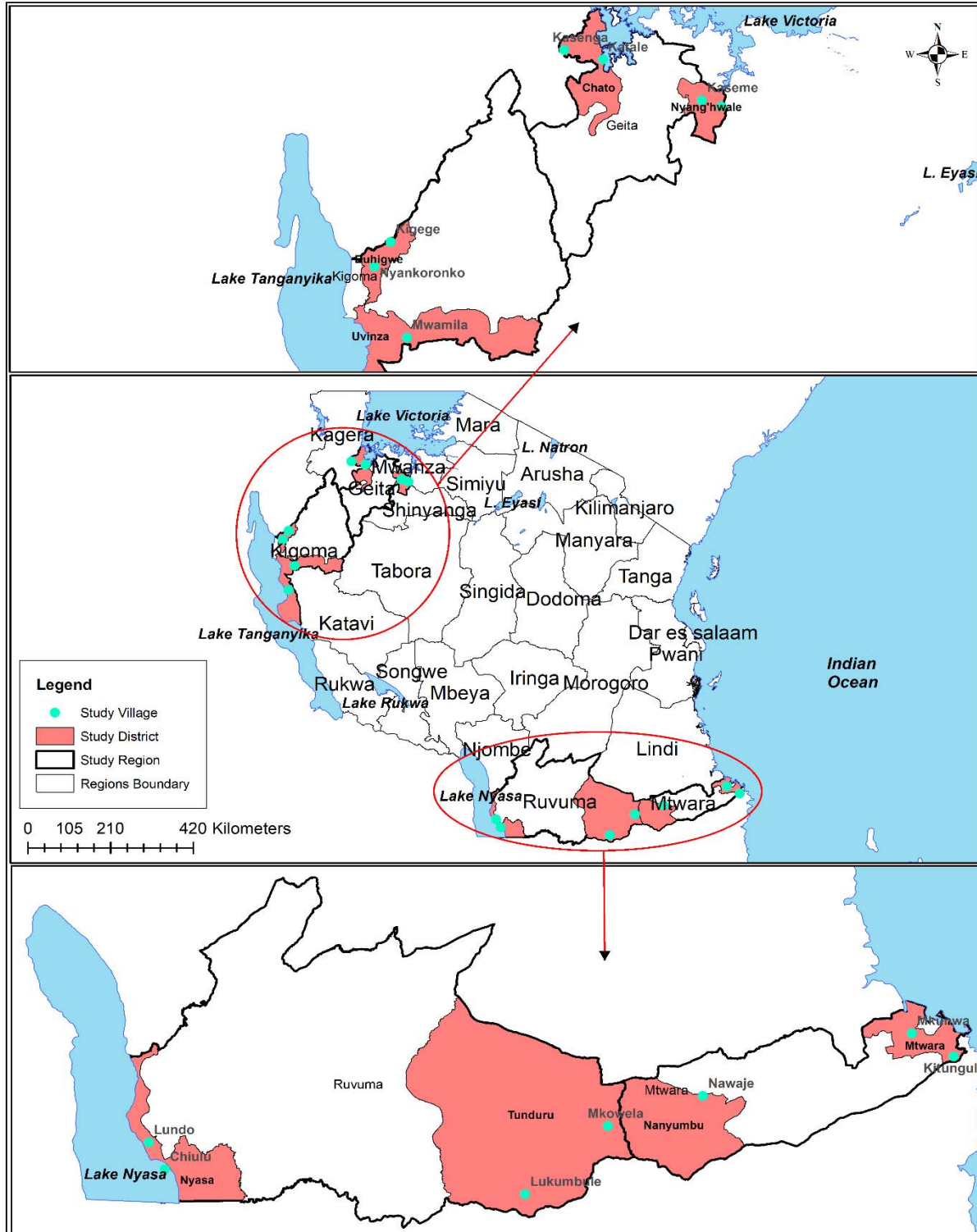
854

855 **Figure 4.** Flow chart showing the study design.

856

857 **Figure 5.** The Analytical framework and modelling approaches

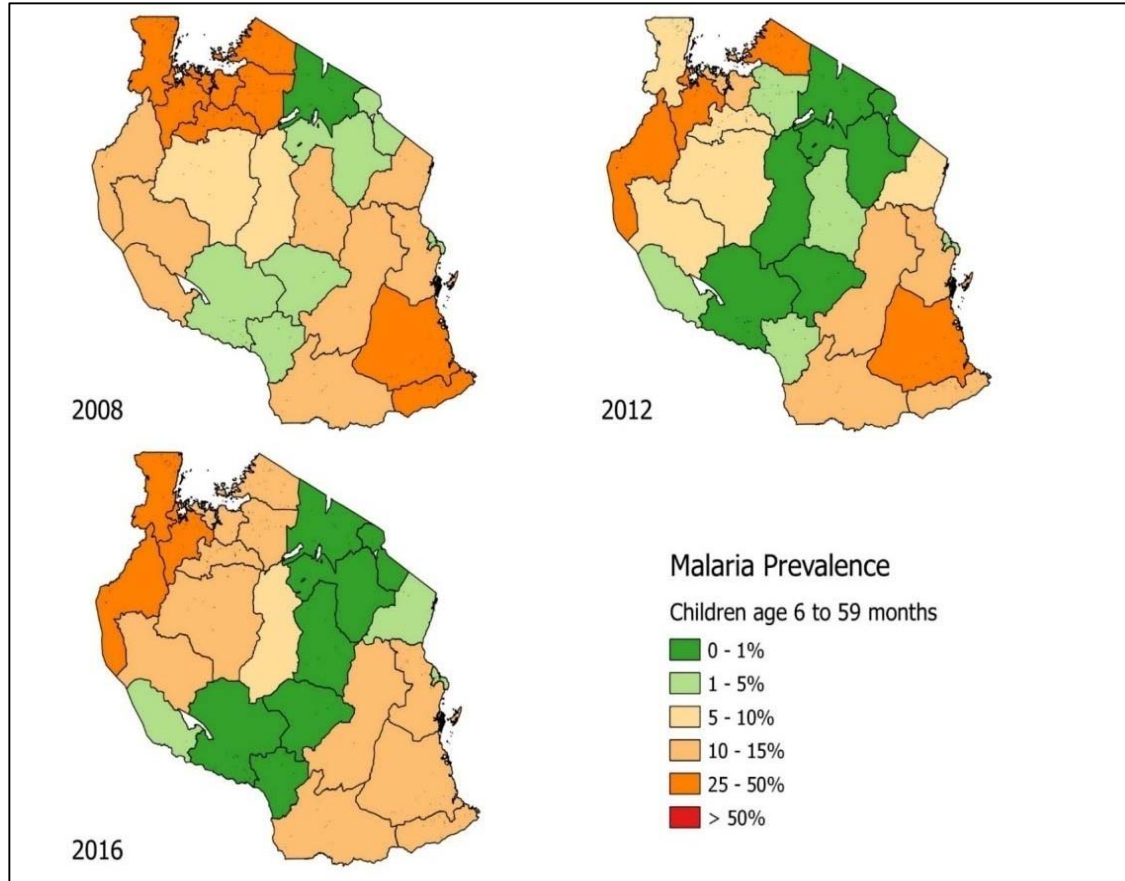
858 **Figure 1.**



859

860

861 **Figure 2.**



862

863

864

865

866

867

868

869

870

871

872

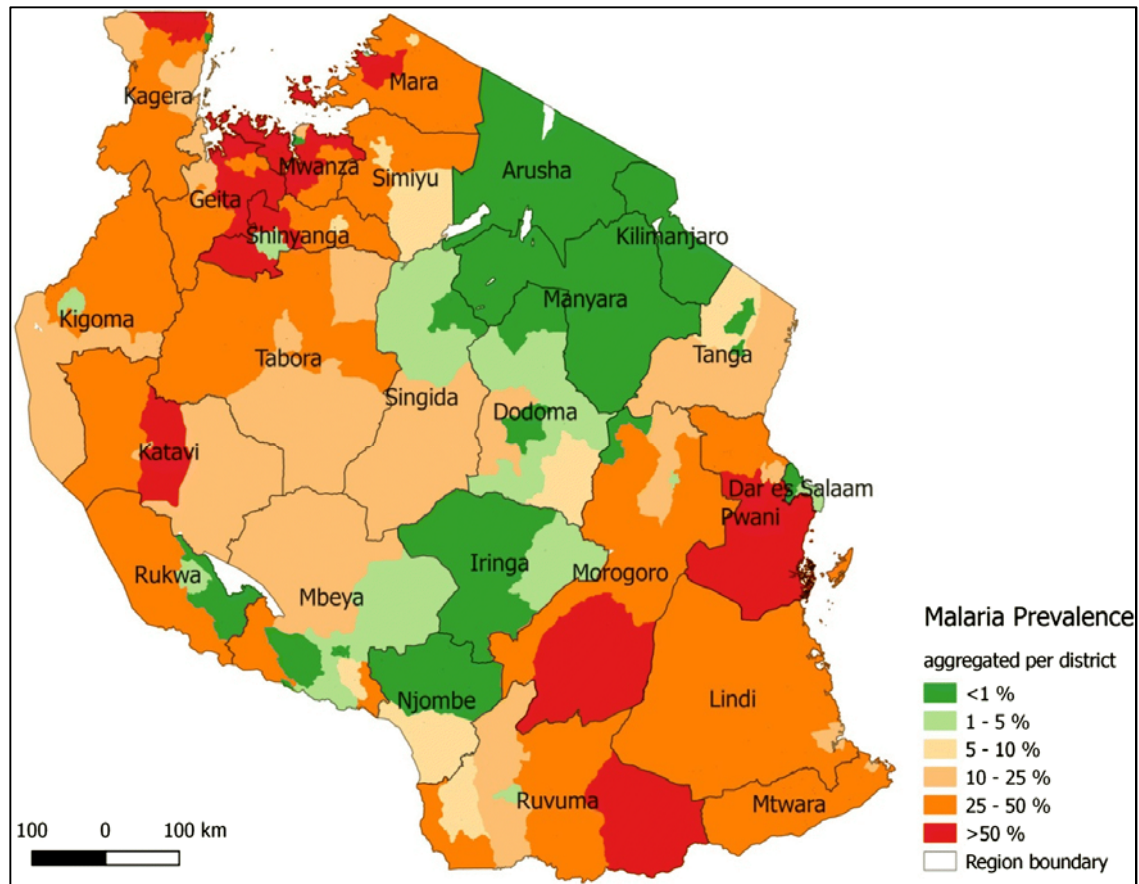
873

874

875

876 **Figure 3.**

877



878

879

880

881

882

883

884

885

886

887

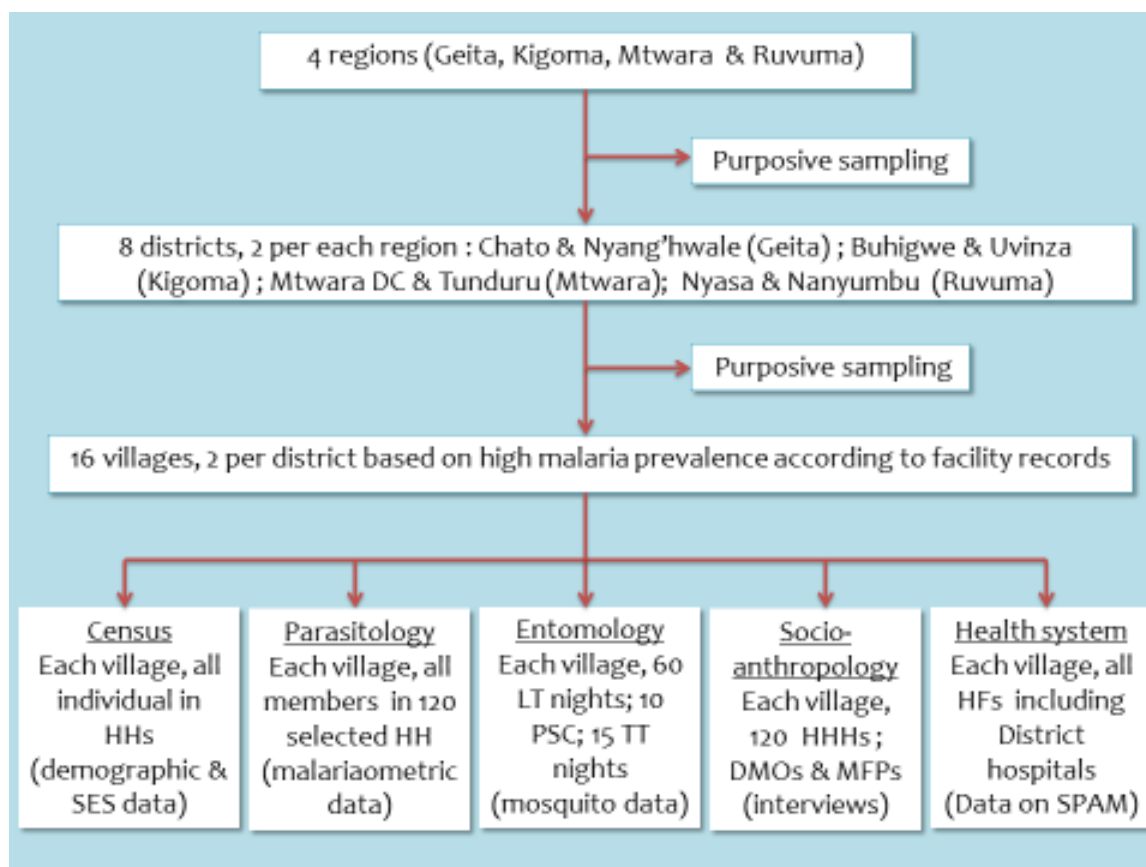
888

889

890

891 Figure 4.

892



893

894

895

896

897

898

899

900

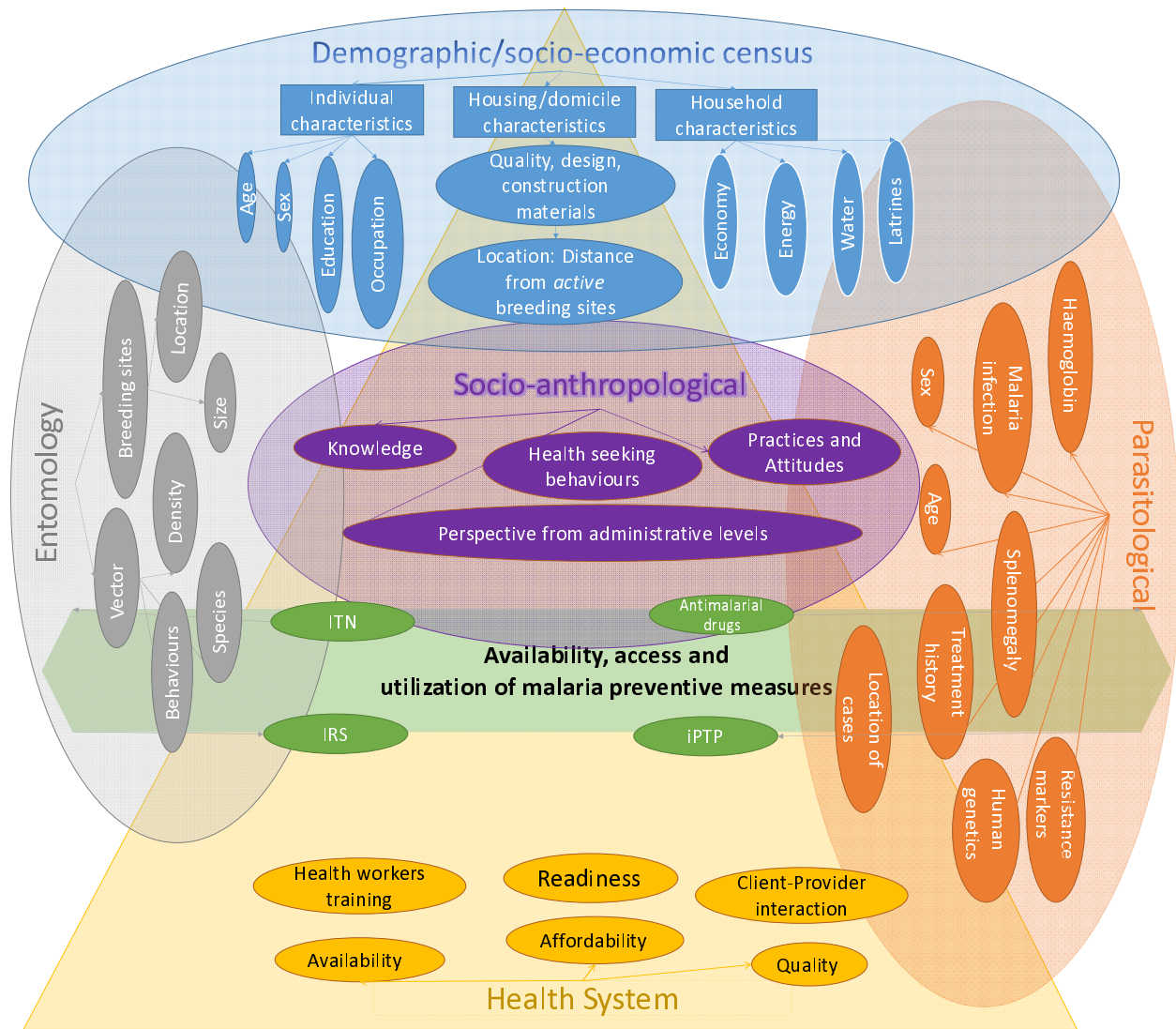
901

902

903

904 **Figure 5.**

The analytical model to study intrinsic and extrinsic drivers of malaria resilience



905

906