

1 **Potential Role of Personal Protective Equipment Use in the Protection Against**
2 **COVID-19 Infection Among Health Care Workers**

3

4 Wei Wang^{1,2,#}, MD; Yuan-Zeng Min^{1,2,3,#}, PhD; Chun-Mei Yang^{1,#}, MD; Hai-Ou
5 Hong⁴, MD; Tian Xue^{5,6}, PhD; Yong Gao^{5,7}, PhD; Tengchuan Jin^{1,6}, MD; Zhao-Hui Lu¹,
6 MD; Liang-Ming Zhang⁷, MD; Xueying Zheng^{1,2,5}, MD, PhD; Sihui Luo^{1,2,5}, MD, PhD;
7 Wei Bao^{8,*}, MD, PhD; Jian-Ping Weng^{1,2,5,*}, MD, PhD

8

- 9 1. The First Affiliated Hospital of USTC, Division of Life Sciences and Medicine,
10 University of Science and Technology of China, Hefei, Anhui 230001, China
- 11 2. Clinical Research Hospital (Hefei) of the Chinese Academy of Sciences, Hefei, Anhui
12 230001, China
- 13 3. Department of Chemistry, University of Science and Technology of China, Hefei,
14 Anhui 230026, China
- 15 4. Anhui Provincial Hospital Health Center, the First Affiliated Hospital of USTC,
16 Division of Life Sciences and Medicine, University of Science and Technology of China,
17 Hefei, Anhui 230001, China
- 18 5. Joint Laboratory of Public Health, USTC and Anhui NHC, Hefei, Anhui 230001,
19 China
- 20 6. Division of Life Sciences and Medicine, University of Science and Technology of
21 China, Hefei, Anhui 230001, China

22 7. Department of Infectious Diseases, The First Affiliated Hospital of USTC, Division of
23 Life Sciences and Medicine, University of Science and Technology of China, Hefei,
24 Anhui, 230001, China

25 8. Department of Epidemiology, College of Public Health, University of Iowa,
26 Iowa City, IA 52242, USA

27

28 # These authors contributed equally to this work.

29

30 * **Corresponding Authors:** Jian-Ping Weng, MD, PhD, The First Affiliated Hospital of
31 USTC, Division of Life Sciences and Medicine, University of Science and Technology of
32 China, 17 Lujiang Road, Hefei, Anhui 230001, China (wengjp@ustc.edu.cn) and Wei
33 Bao, MD, PhD, Department of Epidemiology, College of Public Health, University of
34 Iowa, 145 North Riverside Drive, Room S431 CPHB, Iowa City, IA 52242, USA ([wei-](mailto:wei-bao@uiowa.edu)
35 bao@uiowa.edu).

36

37 **Abstract:** The coronavirus disease 2019 (COVID-19) pandemic has posed a major
38 challenge for protecting health care workers (HCWs) against the infection. Use of
39 personal protective equipment (PPE) in health care workplace is recommended as a high
40 priority. In order to investigate the relationship between PPE use and the number of
41 COVID-19 cases among HCWs, we conducted a molecular epidemiological study among
42 142 HCWs who were dispatched from Hefei to work in Wuhan and 284 HCWs who
43 remained in Hefei, China; both provided care for patients with COVID-19. Nucleic acid
44 testing and SARS-CoV-2 specific antibody (IgM, IgG, IgA) detection were performed to
45 confirm SARS-CoV-2 infection among those HCWs. We also extracted publicly released
46 data on daily number of COVID-19 cases among HCWs, daily number of HCWs who
47 were dispatched to Hubei province since January 24, and daily production of PPE in
48 China and daily demand and supply of PPE in Hubei province. Our laboratory testing
49 confirmed that none of the 142 HCWs who were dispatched to work in Wuhan and 284
50 HCWs who remained in Hefei were infected by SARS-CoV-2. Consistent with these
51 findings, as of April 15, 2020, none of the 42,600 HCWs who were successively
52 dispatched to Hubei province since January 24, 2020 was reported to have COVID-19.
53 These HCWs were provided with adequate supply of PPE as committed by their original
54 institutions or provinces. In contrast, during the early phase of COVID-19 epidemic in
55 Hubei province, a substantial shortage of PPE and an increasing number of COVID-19
56 infection among HCWs were reported. With the continuing increase in domestic
57 production of PPE in China, the PPE supply started to meet and then exceed the demand.
58 This coincided with a subsequent reduction in the number of reported COVID-19 cases
59 among HCWs. In conclusion, our findings indicate that COVID-19 infection among

60 HCWs could be completely prevented. Appropriate and adequate PPE might play a
61 crucial role in protecting HCWs against COVID-19 infection.

62

63 INTRODUCTION

64 Coronavirus disease 2019 (COVID-19), first reported in Wuhan, Hubei province,
65 China in December 2019,¹⁻³ has emerged as a pandemic worldwide. It is caused by a
66 novel coronavirus,⁴⁻⁶ now known as the severe acute respiratory syndrome coronavirus 2
67 (SARS-CoV-2).⁷ As of April 18, 2020, the pandemic has affected more than 200
68 countries and regions around the world, with a total number of confirmed cases more than
69 2.1 million, of whom more than 139,515 people died due to COVID-19.⁸ The United
70 States is now the country with the largest number of reported cases, comprising about
71 one-fifth of all reported infections.⁹ Moreover, the global number of infected cases is
72 rapidly increasing, posing a serious threat to global public health.¹⁰

73 As the SARS-CoV-2 spreads globally, a major challenge is ensuring successful
74 protection of health care workers (HCWs) against COVID-19. HCWs are at high risk of
75 COVID-19 infection because of their close contact with infected patients in a relatively
76 closed environment. A recent report from Wuhan, China showed that 1496 local HCWs
77 in Wuhan had confirmed COVID-19 from December 8, 2019 to March 8, 2020, with
78 daily rate of cases in local HCWs 3 times higher than that in the general population.¹¹
79 Thousands of COVID-19 cases or even deaths from COVID-19 have been reported
80 among HCWs in other emerging epicenters, such as Italy,¹² Spain, and the United States.

81 To protect HCWs against COVID-19 infection, use of personal protective
82 equipment (PPE), such as masks, protective clothing, gloves, and goggles, in health care
83 workplace has been recommended as a high priority.¹³ PPE is not only important for
84 HCWs who directly provide care for patients with known COVID-19, but also for HCWs
85 in general practice because there are undiagnosed patients or even asymptomatic patients.¹⁴

86 However, limited availability or serious shortage of PPE, especially N95 masks and
87 protective clothing, is reported worldwide.¹⁵ It is imperative to understand whether and to
88 what extent PPE use protects HCWs against COVID-19.

89 So far, COVID-19 outbreak in Wuhan and throughout China has been temporarily
90 controlled.¹¹ During the early phase of COVID-19 outbreak, the rate of COVID-19
91 infection among local HCWs in Wuhan rapidly increased from December 8, 2019 to
92 January 22, 2020 and peaked through February 1, 2020,¹¹ which was accompanied by
93 insufficient PPE supply and limited knowledge of this novel disease. In response, a series
94 of multifaceted efforts has been implemented,¹¹ including increasing PPE production and
95 allocating nationwide PPE supply to Hubei province. Moreover, from January 24 to
96 March 8, 42,600 HCWs from 30 other provinces were successively dispatched to Hubei
97 province, ensuring the adequacy of medical personnel in the epidemic area.¹² Because
98 most of these HCWs were not specialized infectious disease or respiratory disease, it was
99 very challenging to ensure protecting them against COVID-19 infection. Most of these
100 HCWs remained in Hubei province until the outbreak of COVID-19 in Hubei province
101 was controlled. During this period, PPE availability was largely improved, and
102 comprehensive PPE was widely used among HCWs.

103 We conducted a molecular epidemiological study to confirm SARS-Cov-2
104 infection status among two groups of HCWs (one group were dispatched from Hefei to
105 work in Wuhan and the other group remained in Hefei). We analyzed publicly released
106 nationwide and regional data to depict the secular trends in PPE availability and the
107 number of reported COVID-19 cases among HCWs. We hypothesize that PPE use may
108 play an important role in the prevention of COVID-19 infection among HCWs.

109 **METHODS**

110 The study protocol was approved by the Institutional Review Board at the
111 University of Science and Technology of China (USTC).

112 **Data sources for the analyses of PPE availability and COVID-19 cases among**
113 **HCWs in Hubei province**

114 We extracted daily number of confirmed COVID-19 cases of HCWs during the
115 early phase of COVID-19 response in China (as of February 14, 2020) from the data of
116 epidemiological survey of 72,314 COVID-19 cases, which were reported by Chinese
117 Center for Disease Control and Prevention.^{16,17} In addition, we obtained daily number of
118 HCWs who were dispatched to work in Hubei province from January 24 to March 1,
119 2020, according to reports of National Health Commission of the People's Republic of
120 China (NHCPRC) and Health Commission of each of the 30 original provinces where the
121 HCWs were dispatched from (**Supplementary Table 1**). We also obtained data about
122 daily capacity of production of PPE (e.g., protective clothing) in China and daily demand
123 and supply in Hubei province from websites of NHCPRC and the Health Commission of
124 Hubei Provincial (HCHP). Data sources were listed in **Supplementary Table 2-4**.

125 **Molecular epidemiological study**

126 *Study population*

127 In this molecular epidemiological study, we included two groups of HCWs,
128 including HCWs who were dispatched from Hefei to work in Wuhan and those who
129 remained in Hefei. Hefei is the capital city of Anhui province, which is around 235 miles
130 away from Wuhan. On February 13, 2020, 142 HCWs (49 males and 93 females) from
131 Hefei were dispatched to Wuhan, then took over the designated Sixth Special Ward for

132 patients with severe conditions and worked there for 35 days. HCWs were called from
133 multiple clinical departments, including ICU, infectious disease department, and other
134 departments, because of the need of multidisciplinary care for COVID-19 patients with
135 multiple organ infections and/or comorbid chronic diseases, such as hypertension,
136 coronary heart disease, diabetes and malignant tumors. When treating COVID-19 patients,
137 these HCWs were equipped with appropriate and adequate PPE including protective
138 clothing, masks, gloves, goggles and face shields. After the COVID-19 in Wuhan was
139 controlled, they returned to Hefei on March 18, 2020 and were quarantined for 14 days.
140 Throat swab samples and blood samples were collected on March 25, 2020, which was
141 during the quarantine period. All HCWs in this group were released from quarantine on
142 April 1, 2020. For comparison, we also collected throat swab samples and blood samples
143 among 284 local HCWs in Hefei who provided care for COVID-19 cases but were not
144 dispatched to work in Wuhan.

145 *Nucleic acid testing*

146 Throat swab samples were subjected to Real-Time Fluorescent RT-PCR to test for
147 SARS-CoV-2 viral RNA. Briefly, the swabs were incubated in a water bath at 56 °C for
148 30 minutes. The total RNAs were then extracted with magnetic beads by automatic
149 nucleic acid extractor (Jiangsu Shuoshi) and subsequently added into the amplification
150 tubes. RT-PCR was performed using Real-Time Fluorescent RT-PCR Kit (BGI,
151 sensitivity: 100 copies/mL) or The DaAn Gene nCov RNA Kit (DAAN GENE,
152 sensitivity: 500 copies/mL) on a Slan 96P Real Time PCR System (Shanghai Hongshi
153 Medical Technology Co., Ltd).

154 *SARS-CoV-2 specific antibody detection*

155 Serum SARS-CoV-2 specific antibody levels were measured with
156 chemiluminescent kits (Kangrun Biotech) for IgA (Doc no. KR/CE-01-B10, Revision
157 A/0), IgG (Doc no. KR/CE-02-B10, Revision A/0) and IgM (Doc no. KR/CE-03-B10,
158 Revision A/0). Briefly, the NP or RBD viral antigens were coated to magnetic particles to
159 catch SARS-CoV-2 specific IgA, IgM and IgG in patient sera. Then a second antibody
160 that recognizes IgA, IgM or IgG and is conjugated with acridinium (which can react with
161 substrates to generate a strong chemiluminescence) was added for detection of IgA, IgM
162 and IgG, respectively. The detected chemiluminescent signal over background signal was
163 calculated as relative light units (RLU), COI was the ratio of RLU to statistically
164 determined cut-off (criterion). Serum samples were collected by centrifugation of whole
165 blood in test tubes at room temperature for 15 min. Prior to testing, a denaturant solution
166 was added to each serum to a final concentration of 1% TNBP, 1% Triton X-100. After
167 adequate mixing by inverting, the samples were incubated at 30°C for 4 hours to
168 completely denature any potential viruses. Such solvent/detergent (1% TNBP + 1% Triton
169 X-100) treatment is recommended by WHO guidelines on viral inactivation and removal
170 procedures intended to assure the viral safety of human blood plasma products.¹⁸ Virus
171 deactivated serum samples were then diluted 40 times with dilution buffer and subjected
172 to testing at room temperature. Then RLU was measured using a fully automatic
173 chemical luminescent immunoanalyzer, Kaeser 1000 (Kangrun Biotech, Guangzhou,
174 China).

175 SARS-CoV-2 RBD-specific IgA, IgM and IgG antibodies were purified from a
176 serum pool of recovering patients (published elsewhere) to be used as standards. The
177 concentrations were determined using Bradford method (using bovine serum albumin

178 protein as a standard). These antibodies were used to make a standard curve for each
179 antibody detection kits to quantify the absolute antibody amounts in serum.

180 **Statistical analysis**

181 We presented categorical variables among HCWs who were dispatched from
182 Hefei to work in Wuhan and those who remained in Hefei as count (%). We used SPSS
183 (version 19.0) for all the analyses.

184 **Role of the funding source**

185 The funder of the study had no role in study design, data collection, data analysis,
186 data interpretation, or writing of the report. The corresponding author JPW had full
187 access to all the data in the study and had final responsibility for the decision to submit
188 for publication.

189

190 **RESULTS**

191 **Molecular epidemiological study of COVID-19 among HCWs**

192 We tested 142 HCWs (49 males and 93 females), including physicians and nurses
193 from the First Affiliated Hospital of USTC, who were dispatched to Hubei to fight
194 against the outbreak of COVID-19. Only about a quarter of these HCWs were from ICU,
195 infectious disease, respiratory medicine, emergency, anesthesiology departments, and the
196 majority was from other departments who had relatively less experience in dealing with
197 infectious diseases. Surprisingly, among them, both the nucleic acid tests and serological
198 antibody tests showed that none of these HCWs was infected with SARS-CoV-2. The test
199 of serological antibodies included IgA, IgM and IgG, which ruled out the possibility of
200 asymptomatic infection.

201 We also performed the nucleic acid tests and serological antibody tests on 284
202 HCWs who remained in Hefei and did not work in Wuhan. Similarly, both the nucleic
203 acid and serological antibody tests showed no SARS-CoV-2 infection among them
204 **(Table 1)**.

205 **Trends in PPE availability and COVID-19 cases among HCWs in Hubei province**

206 A substantial shortage of PPE was reported during the early phase of COVID-19
207 epidemic in China. According to data reported by NHCPRC and the Ministry of Industry
208 and Information Technology of the People's Republic of China (MIITPRC), during the
209 period from January 23 to February 1, the daily demand of PPE was on average 100,000
210 sets per day, while China's domestic average capacity of production was less than 10,000
211 sets per day. During that period, PPE supply was heavily dependent on overseas imports
212 and donations except domestic production. With the continuing increase in domestic
213 production of PPE in China, the PPE supply started to meet and then exceed the demand.
214 On February 7, 2020, Hubei province needed about 59,400 sets of PPE per day, while
215 China's daily production capacity reached 48,500 sets. Together with overseas imports
216 and donations, the demand and supply were tightly balanced at that time. After March 6,
217 2020, daily production of PPE in China reached 500,000 sets, exceeding the daily
218 demand **(Figure 1)**.

219 The number of confirmed COVID-19 infections among HCWs in China increased
220 since the outbreak in December 2019, peaked on January 28, 2020, and then dropped
221 gradually thereafter **(Figure 2)**. As a strategy to provide sufficient HCWs to deal with the
222 drastically increased number of COVID-19 patients and to compensate the reduced
223 number of available HCWs in Hubei province due to COVID-19 infection and quarantine,

224 42,600 HCWs from other provinces were successively dispatched to work in major
225 hospitals in Hubei province since January 24, 2020. As of April 16, 2020, none of the
226 42,600 HCWs was reported to have COVID-19 infection (**Figure 3**).

227

228 **DISCUSSION**

229 This molecular epidemiological study of two groups of HCWs confirmed that
230 HCWs who were dispatched to work in Wuhan and those who remained in Hefei were
231 not infected by SARS-CoV-2. The antibody testing including IgA, IgM and IgG was able
232 to exclude any asymptomatic infections in the HCWs if any. Therefore, our findings
233 supported the report about zero infection of COVID-19 among 42,600 HCWs who were
234 successively dispatched to Hubei province to fight against COVID-19.¹⁹ Many HCWs
235 worked in Hubei province for two months with high risk of contracting the virus. Along
236 with more than 80,000 local HCWs in Hubei province, these HCWs had cured 55,987
237 COVID-19 patients in Hubei province. However, they remained free of COVID-19
238 infection.

239 Our analysis of national and regional PPE availability suggested a potential
240 association between PPE use and reduction in COVID-19 infections among HCWs.
241 During the early phase of the epidemic in Hubei province, data from both NHCPRC and
242 MIITPRC showed an extreme shortage of the PPE and other medical supplies for HCWs
243 in Hubei province. For example, the daily supply of protective clothing only met for less
244 than 10% of the demand at that time. During that period, hundreds of HCWs were
245 infected with COVID-19 in Hubei province, and the number of COVID-19 cases among
246 HCWs in Hubei province accounted for over 90% of the cases among HCWs nationwide.

247 Subsequently, with nationwide efforts to promote domestic production, the supply of PPE
248 was gradually meeting the demand since early February 2020, which is in parallel with
249 the decrease in the number of COVID-19 cases among HCWs. Since early March, the
250 emergency state has been reversed to a surplus status. Coincidentally, the rapid increase of
251 COVID-19 infection among local HCWs in Wuhan from December 8, 2019 to January
252 22, 2020, peaked from January 23 to February 1, 2020, and then decreased from February
253 2 to March 8, 2020.¹¹

254 An important measure to protect the HCWs to be dispatched to Hubei province
255 was adequate supply of PPE, as committed and provided by their original institutions or
256 provinces. This was crucial because of the limited supply of PPE in Hubei province at
257 that time. For example, Jiangsu province, which dispatched the largest number of HCWs
258 (n=2,802) to Hubei province, sent 545,800 pieces of medical supplies including 516,000
259 pieces of PPE, to Hubei province by February 22, 2020. Similar measures to ensure PPE
260 supply were taken from other provinces which dispatched HCWs to Hubei province. The
261 adequate supply and use of PPE were likely to play an important role in the successful
262 protection of all HCWs dispatched to Hubei province with no COVID-19 infection
263 among them.

264 It is noteworthy that not all the HCWs that were dispatched to Hubei province had
265 expertise in infectious disease or respiratory disease. In the present study, the majority of
266 HCWs that were dispatched from Hefei to work in Wuhan were from departments other
267 than ICU, infectious diseases, or respiratory diseases. Although these HCWs were
268 provided adequate PPE, they had limited experience dealing with infectious agents in
269 their previous clinical work. If not protected, exposure to symptomatic or asymptomatic

270 patients of COVID-19 could cause infections among some HCWs. However, even among
271 them, no one was infected with SARS-CoV-2, which further strengthened the importance
272 of adequate PPE supply and use for HCWs.

273 Our findings about a potential relation between PPE use and successful protection
274 against COVID-19 among HCWs were in line with available, although still limited,
275 evidence. SARS-CoV-2 is primarily transmitted through droplets and in some
276 circumstances, through aerosols.^{9,20} Recently, a study found that surgical masks
277 significantly reduced detection of coronavirus RNA in aerosols, with a trend toward
278 reduced detection of coronavirus RNA in respiratory droplets, indicating that surgical
279 masks could prevent transmission of human coronaviruses from symptomatic
280 individuals.²¹ Nosocomial transmission of SARS-CoV-2 has been reported among
281 hospitalized patients and HCWs.²² A recent study showed extensive environmental
282 contamination by a patient with SARS-CoV-2 through respiratory droplets and fecal
283 shedding, which suggests the environment as a potential medium of transmission.²³
284 Therefore, in order to block the various spreading routes of the virus, application of
285 comprehensive PPE including masks, protective clothing, gloves, goggles and face shield,
286 etc. is warranted to provide effective protection for HCWs.

287 This study has important clinical implications. Although HCWs often accept
288 increased risk of infection, as part of their chosen profession, any possible effort must be
289 taken to minimize their risk of COVID-19 infection. The first wave of COVID-19
290 outbreak in Wuhan and throughout China has been successfully controlled, with the
291 lockdown of Wuhan and a series of multifaceted interventions.¹¹ However, emerging
292 epicenters around the world, such as Italy,²⁴ Spain, and the United States,⁹ are currently

293 experiencing similar epidemiologic curve as what happened in January and early
294 February in Wuhan, China. Therefore, learning experience from China may help inform
295 policy making in other countries and regions. The laboratory-confirmed zero infection of
296 COVID-19 in this study offers a promising message to the HCWs that their risk might be
297 greatly reduced or even eliminated with appropriate and adequate PPE use.

298 This study has several limitations. First, like other observational studies, the
299 present study could not establish causality between PPE use and the successful
300 prevention of COVID-19 infection among HCWs. Due to ethical consideration, it is
301 impossible to conduct experimental studies to compare infections between HCWs
302 wearing and not wearing PPE. Only historical data of different periods could be used to
303 test our hypothesis. Second, PPE consists of various items such as protective clothing,
304 N95 masks, surgical masks, gloves, and goggles, etc. This study only presents the data of
305 medical protective clothing because protective clothing is representative of PPE
306 production and supply in China. Third, we were not able to test all the 42,600 HCWs who
307 were dispatched to Hubei province. Finally, we did not have information about the HCWs'
308 personal prevention awareness and adherence at individual level which may also
309 influence the infection among HCWs.

310 In conclusion, our laboratory-confirmed findings of zero infection indicate that
311 COVID-19 infection among HCWs could be completely prevented. Appropriate and
312 adequate PPE might play a crucial role in protecting HCWs against COVID-19 infection.
313 Therefore, it is critical and urgent to ensure sufficient PPE in health care workplace to
314 protect HCWs from COVID-19 infection while they are fighting against the pandemic.

315 **Contributors:** WW, YZM, CMY, WB, and JPW designed the study. WW, YZM, and
316 CMY collected the data. WW and YZM analysed the data. WW, YZM, CMY, WB, and
317 JPW interpreted the data. WW wrote the first draft. WW, YZM, and CMY contributed
318 equally to this work. All authors contributed to the final draft.

319

320 **Declaration of interests:** We declare no competing interests.

321

322 **Acknowledgments:** We are grateful to the health care workers for their contributions to
323 caring patients with COVID-19 and their participation in this study. This study was
324 supported by the Fundamental Research Funds for the Central Universities
325 (YD9110004001 and YD9110002002).

326 References

- 327 1. Li Q, Guan X, Wu P, et al. Early Transmission Dynamics in Wuhan, China, of Novel
328 Coronavirus-Infected Pneumonia. *N Engl J Med* 2020; **382**(13): 1199-207.
- 329 2. Huang C, Wang Y, Li X, et al. Clinical features of patients infected with 2019 novel
330 coronavirus in Wuhan, China. *Lancet* 2020; **395**(10223): 497-506.
- 331 3. Chen N, Zhou M, Dong X, et al. Epidemiological and clinical characteristics of 99 cases of
332 2019 novel coronavirus pneumonia in Wuhan, China: a descriptive study. *Lancet* 2020;
333 **395**(10223): 507-13.
- 334 4. Zhu N, Zhang D, Wang W, et al. A Novel Coronavirus from Patients with Pneumonia in
335 China, 2019. *N Engl J Med* 2020; **382**(8): 727-33.
- 336 5. Wu F, Zhao S, Yu B, et al. A new coronavirus associated with human respiratory disease
337 in China. *Nature* 2020; **579**(7798): 265-9.
- 338 6. Lu R, Zhao X, Li J, et al. Genomic characterisation and epidemiology of 2019 novel
339 coronavirus: implications for virus origins and receptor binding. *Lancet* 2020; **395**(10224): 565-
340 74.
- 341 7. Coronaviridae Study Group of the International Committee on Taxonomy of V. The
342 species Severe acute respiratory syndrome-related coronavirus: classifying 2019-nCoV and
343 naming it SARS-CoV-2. *Nat Microbiol* 2020; **5**(4): 536-44.
- 344 8. World Health Organization. Coronavirus disease (COVID-19) Situation Dashboard.
345 <https://covid19.who.int/> (accessed April 18 2020).
- 346 9. Omer SB, Malani P, Del Rio C. The COVID-19 Pandemic in the US: A Clinical Update.
347 *JAMA* 2020.
- 348 10. Phelan AL, Katz R, Gostin LO. The Novel Coronavirus Originating in Wuhan, China:
349 Challenges for Global Health Governance. *JAMA* 2020.
- 350 11. Pan A, Liu L, Wang C, et al. Association of Public Health Interventions With the
351 Epidemiology of the COVID-19 Outbreak in Wuhan, China. *JAMA* 2020.
- 352 12. Liu W, Yue XG, Tchounwou PB. Response to the COVID-19 Epidemic: The Chinese
353 Experience and Implications for Other Countries. *Int J Environ Res Public Health* 2020; **17**(7).
- 354 13. Adams JG, Walls RM. Supporting the Health Care Workforce During the COVID-19 Global
355 Epidemic. *JAMA* 2020.
- 356 14. Hu Z, Song C, Xu C, et al. Clinical characteristics of 24 asymptomatic infections with
357 COVID-19 screened among close contacts in Nanjing, China. *Sci China Life Sci* 2020.
- 358 15. Tanne JH, Hayasaki E, Zastrow M, Pulla P, Smith P, Rada AG. Covid-19: how doctors and
359 healthcare systems are tackling coronavirus worldwide. *BMJ* 2020; **368**: m1090.
- 360 16. Wu Z, McGoogan JM. Characteristics of and Important Lessons From the Coronavirus
361 Disease 2019 (COVID-19) Outbreak in China: Summary of a Report of 72314 Cases From the
362 Chinese Center for Disease Control and Prevention. *JAMA* 2020.
- 363 17. Novel Coronavirus Pneumonia Emergency Response Epidemiology Team. The
364 epidemiological characteristics of an outbreak of 2019 novel coronavirus diseases (COVID-19) in
365 China. *Zhonghua Liu Xing Bing Xue Za Zhi* 2020; **41**(2): 145-51.
- 366 18. WHO Expert Committee on Biological Standardization. Guidelines on viral inactivation
367 and removal procedures intended to assure the viral safety of human blood plasma products.
368 2004.
- 369 19. Xinhua News. Backgrounder: Nationwide aid to Hubei's battle against coronavirus. 2020.
370 http://www.xinhuanet.com/english/2020-03/17/c_138888353.htm (accessed April 14 2020).

- 371 20. Chan JF, Yuan S, Kok KH, et al. A familial cluster of pneumonia associated with the 2019
372 novel coronavirus indicating person-to-person transmission: a study of a family cluster. *Lancet*
373 2020; **395**(10223): 514-23.
- 374 21. Leung NH, Chu DK, Shiu EY, et al. Respiratory virus shedding in exhaled breath and
375 efficacy of face masks. *Nat Med* 2020.
- 376 22. Wang D, Hu B, Hu C, et al. Clinical Characteristics of 138 Hospitalized Patients With 2019
377 Novel Coronavirus-Infected Pneumonia in Wuhan, China. *JAMA* 2020.
- 378 23. Ong SWX, Tan YK, Chia PY, et al. Air, Surface Environmental, and Personal Protective
379 Equipment Contamination by Severe Acute Respiratory Syndrome Coronavirus 2 (SARS-CoV-2)
380 From a Symptomatic Patient. *JAMA* 2020.
- 381 24. Grasselli G, Zangrillo A, Zanella A, et al. Baseline Characteristics and Outcomes of 1591
382 Patients Infected With SARS-CoV-2 Admitted to ICUs of the Lombardy Region, Italy. *JAMA* 2020.
- 383

384 **Figure 1. Secular trends in daily production of medical protective clothing in China**
385 **and its daily demand and supply balance in Hubei province.**

386

387 **Figure 2. Secular trends in the number of confirmed COVID-19 cases among HCWs**
388 **in China.** Reproduced with permission from data in a previous report.¹⁷

389

390 **Figure 3. Secular trends in the number of HCWs who were dispatched to work in**
391 **major hospitals in Hubei province and the number of cases of COVID-19 among**
392 **those HCWs.** A total of 42,600 HCWs from other provinces were successively
393 dispatched to Hubei province from January 24 to March 1, 2020. After the epidemic of
394 COVID-19 was controlled, they were successively withdrawn since March 17, 2020. No
395 infection was reported among them until April 16, 2020.

396

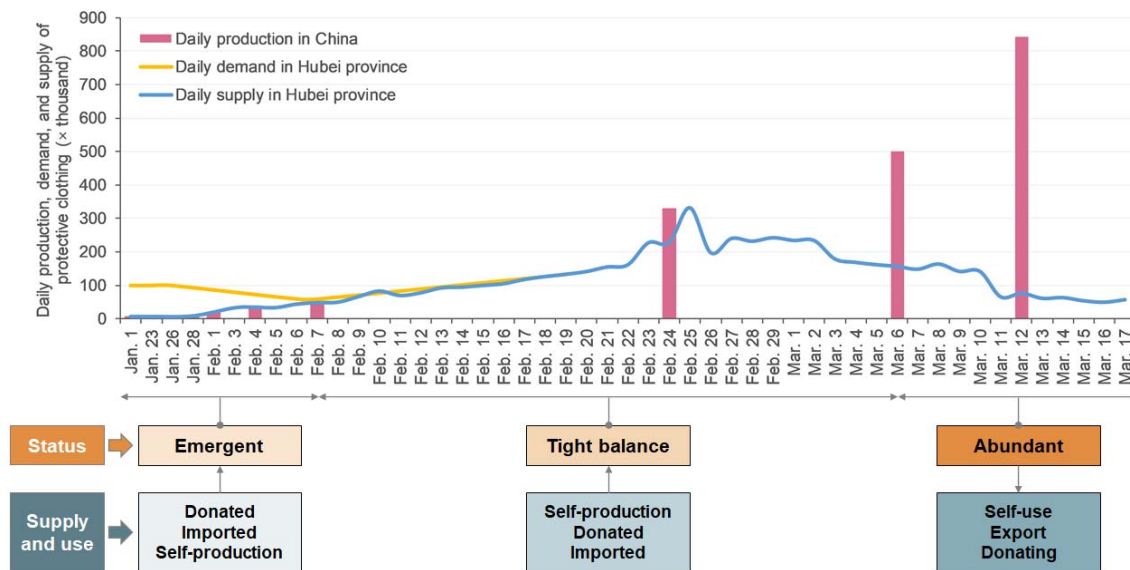
397 **Table 1. Characteristics of HCWs who were dispatched to work in Wuhan and**
398 **HCWs who remained to work in Hefei.**

399

400

401 **Figure 1.**

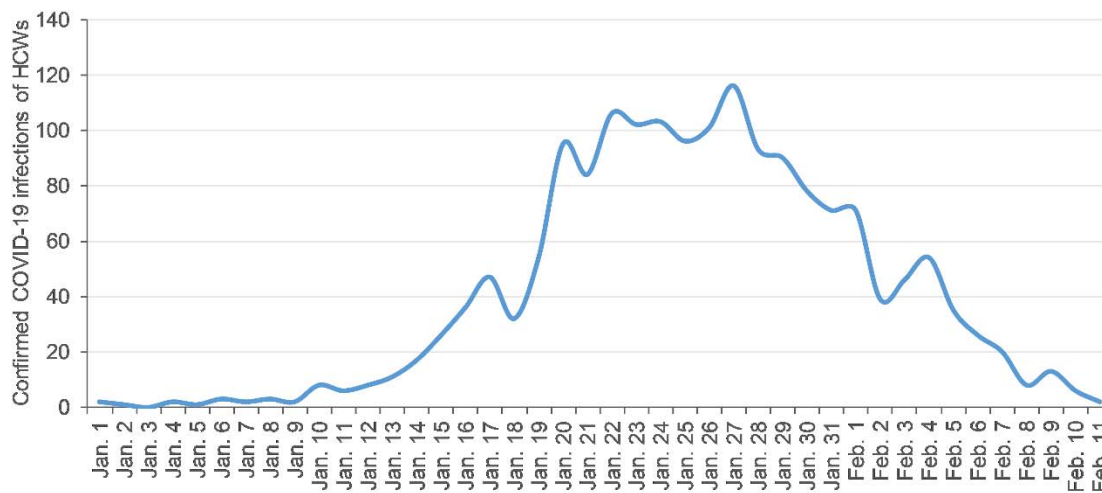
402



403

404

405 **Figure 2.**



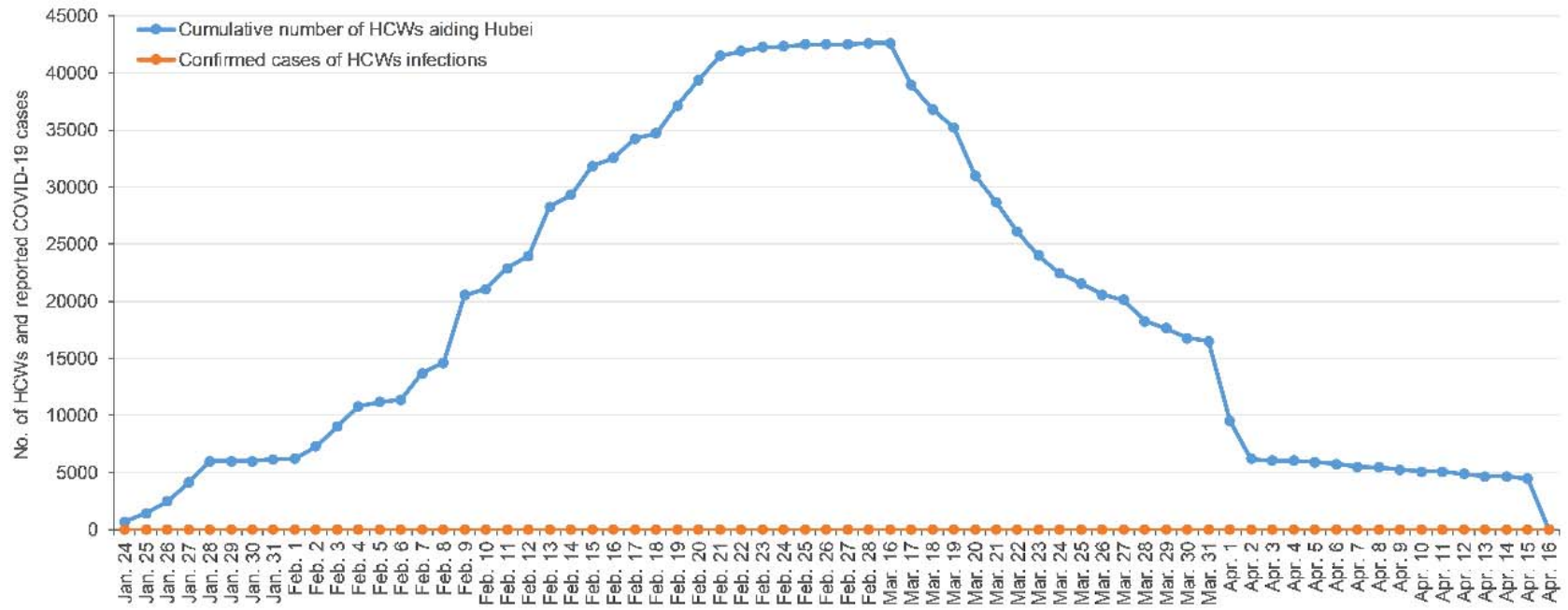
406

407

408

409

Figure 3.



410

411

412

413 **Table 1.**

Variables	HCWs who worked in Wuhan	HCWs who remained in Hefei
No. of participants	142	284
Age		
20-29	40 (28.17%)	90 (31.69%)
30-39	72 (50.71%)	144 (50.70%)
40-49	27 (19.01%)	42 (14.79%)
50-59	3 (2.11%)	8 (2.82%)
≥60	0 (0.00%)	0 (0.00%)
Gender		
Female	93 (65.49%)	184 (64.79%)
Male	49 (34.51%)	100 (35.21%)
Occupational type		
Nurse	101 (71.13%)	123 (43.31%)
Doctor	38 (26.76%)	87 (30.63%)
Others	3 (2.11%)	74 (26.06%)
Original Department		
ICU	15 (10.56%)	4 (1.41%)
Infectious Diseases	2 (1.41%)	1 (0.35%)
Respiratory Medicine	11 (7.75%)	6 (2.11%)
Emergency	8 (5.63%)	12 (4.23%)
Anesthesiology	3 (2.11%)	4 (1.41%)
Others	103 (72.54%)	257 (90.49%)

414

415

416

417 **Supplementary Table 1. Data sources for the number of health care workers who**
 418 **were dispatched to Hubei province, their departure date, and zero infection report.**

Province*	Websites for data sources	Accessed date
Beijing	http://wjw.beijing.gov.cn/	Apr. 16, 2020
Tianjin	http://wsjk.tj.gov.cn/	Apr. 16, 2020
Shanghai	http://wsjkw.sh.gov.cn/	Apr. 16, 2020
Chongqing	http://wsjkw.cq.gov.cn/	Apr. 16, 2020
Heilongjiang	http://wsjkw.hl.gov.cn/	Apr. 16, 2020
Jilin	http://wsjkw.jl.gov.cn/	Apr. 16, 2020
Liaoning	http://wsjk.ln.gov.cn/	Apr. 16, 2020
Inner Mongolia	http://wjw.nmg.gov.cn/	Apr. 16, 2020
Hebei	http://wsjkw.hebei.gov.cn/index.htm	Apr. 16, 2020
Shaanxi	http://sxwjw.shaanxi.gov.cn/	Apr. 16, 2020
Shanxi	http://wjw.shanxi.gov.cn/	Apr. 16, 2020
Henan	http://www.hnwsjsw.gov.cn/	Apr. 16, 2020
Shandong	http://wsjkw.shandong.gov.cn/	Apr. 16, 2020
Ningxia	http://wsjkw.nx.gov.cn/	Apr. 16, 2020
Gansu	http://wsjk.gansu.gov.cn/	Apr. 16, 2020
Qinghai	https://wsjkw.qinghai.gov.cn/	Apr. 16, 2020
Xinjiang	http://www.xjhfp.gov.cn/	Apr. 16, 2020
Tibet	http://wjw.xizang.gov.cn/	Apr. 16, 2020
Sichuan	http://wsjkw.sc.gov.cn/	Apr. 16, 2020
Yunnan	http://ynswsjkw.yn.gov.cn/wjwWebsite/web/index	Apr. 16, 2020
Guizhou	http://www.gzhfpc.gov.cn/	Apr. 16, 2020

Guangxi	http://wsjkw.gxzf.gov.cn/	Apr. 16, 2020
Hubei	http://wjw.hubei.gov.cn/	Apr. 16, 2020
Anhui	http://wjw.ah.gov.cn/	Apr. 16, 2020
Jiangsu	http://wjw.jiangsu.gov.cn/	Apr. 16, 2020
Zhejiang	http://www.zjwjw.gov.cn/	Apr. 16, 2020
Fujian	http://wjw.fujian.gov.cn/	Apr. 16, 2020
Hunan	http://wjw.hunan.gov.cn/	Apr. 16, 2020
Jiangxi	http://hc.jiangxi.gov.cn/	Apr. 16, 2020
Guangdong	http://wsjkw.gd.gov.cn/	Apr. 16, 2020
Hainan	http://wst.hainan.gov.cn/swjw/index.html	Apr. 16, 2020

419

420 * Including municipality (Beijing, Tianjin, Shanghai, and Chongqing) and autonomous
421 regions (Guangxi Zhuang Autonomous Region, Inner Mongolia Autonomous Region,
422 Ningxia Hui Autonomous Region, Xinjiang Uyghur Autonomous Region, and Tibet
423 Autonomous Region).

424

425 **Supplementary Table 2. Data sources for daily production of medical protective clothing in China.**

Date	Number (× thousand)	Websites for data sources	Release date	Accessed date
Before Jan. 23, 2020	7	http://wjw.hubei.gov.cn/fbjd/dtyw/202002/t20200209_2022202.shtml	Feb. 9, 2020	Apr. 14, 2020
Jan. 28, 2020	8.7	http://www.nhc.gov.cn/xcs/fkdt/202002/8f01fbf4982b4c4ca6ef690d3ebfee74.shtml	Feb. 5, 2020	Apr. 14, 2020
Feb. 1, 2020	20	http://www.gov.cn/xinwen/2020-02/02/content_5473932.htm	Feb. 2, 2020	Apr. 14, 2020
Feb. 4, 2020	31.6	http://www.nhc.gov.cn/xcs/fkdt/202002/8f01fbf4982b4c4ca6ef690d3ebfee74.shtml	Feb. 5, 2020	Apr. 14, 2020
Feb. 7, 2020	48.5	http://wjw.hubei.gov.cn/fbjd/dtyw/202002/t20200209_2022202.shtml	Feb. 9, 2020	Apr. 14, 2020
Feb. 24, 2020	330	http://www.scio.gov.cn/xwfbh/xwfbh/wqfbh/42311/42592/index.htm	Feb. 25, 2020	Apr. 14, 2020
Mar. 6, 2020	500	http://www.scio.gov.cn/xwfbh/xwfbh/wqfbh/42311/42682/index.htm	Mar. 6, 2020	Apr. 14, 2020
Mar. 12, 2020	842	http://www.nhc.gov.cn/xcs/fkdt/202003/9df571ff7f144bc69f63bbb636fe2b2d.shtml	Mar. 12, 2020	Apr. 14, 2020

426

427

428 **Supplementary Table 3. Data sources for the daily demand of medical protective clothing (MPC) in Hubei province.**

Date	Number (× thousand)	Websites for data sources	Release date	Accessed date
As of Jan. 26, 2020	100	http://www.scio.gov.cn/xwfbh/xwfbfh/wqfbh/42311/42478/index.htm	Jan. 26, 2020	Apr. 14, 2020
Feb. 6, 2020	59.9	http://wjw.hubei.gov.cn/bmdt/ztzl/fkxxgzbdgrfyyq/xxfb/202002/t20200208_2021729.shtml	Feb. 8, 2020	Apr. 14, 2020
Feb. 7, 2020	59.4	http://wjw.hubei.gov.cn/bmdt/ztzl/fkxxgzbdgrfyyq/xxfb/202002/t20200209_2022197.shtml	Feb. 9, 2020	Apr. 14, 2020

429

430

431 **Supplementary Table 4. Data sources for daily supply of medical protective clothing (MPC) in Hubei province.**

Supply date	Number	Websites for data sources	Release date	Accessed date
Before Jan. 1, 2020	7000	http://wjw.hubei.gov.cn/fbjd/dtyw/202002/t20200209_2022202.shtml	Feb. 9, 2020	Apr. 14, 2020
Jan. 28, 2020	8700	http://www.nhc.gov.cn/xcs/fkdt/202002/8f01fbf4982b4c4ca6ef690d3ebfee74.shtml	Feb. 5, 2020	Apr. 14, 2020
Feb. 1, 2020	20000	http://www.gov.cn/xinwen/2020-02/02/content_5473932.htm	Feb. 2, 2020	Apr. 14, 2020
Feb. 3, 2020	32965	http://wjw.hubei.gov.cn/bmdt/ztzl/fkxxgzbdgrfyyq/xxfb/202002/t20200204_2018839.shtml	Feb. 4, 2020	Apr. 14, 2020
Feb. 4, 2020	34807	http://wjw.hubei.gov.cn/bmdt/ztzl/fkxxgzbdgrfyyq/xxfb/202002/t20200205_2019348.shtml	Feb. 5, 2020	Apr. 14, 2020
Feb. 5, 2020	33640	http://wjw.hubei.gov.cn/bmdt/ztzl/fkxxgzbdgrfyyq/xxfb/202002/t20200206_2019934.shtml	Feb. 6, 2020	Apr. 14, 2020
Feb. 6, 2020	43950	http://wjw.hubei.gov.cn/bmdt/ztzl/fkxxgzbdgrfyyq/xxfb/202002/t20200207_2020654.shtml	Feb. 7, 2020	Apr. 14, 2020
Feb. 7, 2020	48520	http://wjw.hubei.gov.cn/bmdt/ztzl/fkxxgzbdgrfyyq/xxfb/202002/t20200208_2021482.shtml	Feb. 8, 2020	Apr. 14, 2020

Feb. 8, 2020	49910	http://wjw.hubei.gov.cn/bmdt/ztzl/fkxxgzbdgrfyyq/xxfb/202002/t20200209_2022007.shtml	Feb. 9, 2020	Apr. 14, 2020
Feb. 9, 2020	66429	http://wjw.hubei.gov.cn/bmdt/ztzl/fkxxgzbdgrfyyq/xxfb/202002/t20200210_2022649.shtml	Feb. 10, 2020	Apr. 14, 2020
Feb. 10, 2020	83096	http://wjw.hubei.gov.cn/bmdt/ztzl/fkxxgzbdgrfyyq/xxfb/202002/t20200211_2023577.shtml	Feb. 11, 2020	Apr. 14, 2020
Feb. 11, 2020	69992	http://wjw.hubei.gov.cn/bmdt/ztzl/fkxxgzbdgrfyyq/xxfb/202002/t20200212_2024717.shtml	Feb. 12, 2020	Apr. 14, 2020
Feb. 12, 2020	77920	http://wjw.hubei.gov.cn/bmdt/ztzl/fkxxgzbdgrfyyq/xxfb/202002/t20200213_2025625.shtml	Feb. 13, 2020	Apr. 14, 2020
Feb. 13, 2020	92720	http://wjw.hubei.gov.cn/bmdt/ztzl/fkxxgzbdgrfyyq/xxfb/202002/t20200214_2027241.shtml	Feb. 14, 2020	Apr. 14, 2020
Feb. 14, 2020	95000	http://wjw.hubei.gov.cn/bmdt/ztzl/fkxxgzbdgrfyyq/xxfb/202002/t20200215_2028437.shtml	Feb. 15, 2020	Apr. 14, 2020
Feb. 15, 2020	100000	http://wjw.hubei.gov.cn/bmdt/ztzl/fkxxgzbdgrfyyq/xxfb/202002/t20200216_2038783.shtml	Feb. 16, 2020	Apr. 14, 2020
Feb. 16, 2020	105240	http://wjw.hubei.gov.cn/bmdt/ztzl/fkxxgzbdgrfyyq/xxfb/202002/t20200217_2039477.shtml	Feb. 17, 2020	Apr. 14, 2020
Feb. 17, 2020	117870	http://wjw.hubei.gov.cn/bmdt/ztzl/fkxxgzbdgrfyyq/xxfb/202002/t20200218_2095459.shtml	Feb. 18, 2020	Apr. 14, 2020
Feb. 18, 2020	126660	http://wjw.hubei.gov.cn/bmdt/ztzl/fkxxgzbdgrfyyq/xxfb/202002/t20200219_2130720.shtml	Feb. 19, 2020	Apr. 14, 2020

Feb. 19, 2020	133470	http://wjw.hubei.gov.cn/bmdt/ztzl/fkxxgzbdgrfyyq/xxfb/202002/t20200220_2142168.shtml	Feb. 20, 2020	Apr. 14, 2020
Feb. 20, 2020	141640	http://wjw.hubei.gov.cn/bmdt/ztzl/fkxxgzbdgrfyyq/xxfb/202002/t20200221_2143831.shtml	Feb. 21, 2020	Apr. 14, 2020
Feb. 21 2020	155330	http://wjw.hubei.gov.cn/bmdt/ztzl/fkxxgzbdgrfyyq/xxfb/202002/t20200222_2145012.shtml	Feb. 22, 2020	Apr. 14, 2020
Feb. 22, 2020	161940	http://wjw.hubei.gov.cn/bmdt/ztzl/fkxxgzbdgrfyyq/xxfb/202002/t20200223_2145604.shtml	Feb. 23, 2020	Apr. 14, 2020
Feb. 23, 2020	227953	http://wjw.hubei.gov.cn/bmdt/ztzl/fkxxgzbdgrfyyq/xxfb/202002/t20200224_2146206.shtml	Feb. 24, 2020	Apr. 14, 2020
Feb. 24, 2020	228490	http://wjw.hubei.gov.cn/bmdt/ztzl/fkxxgzbdgrfyyq/xxfb/202002/t20200225_2146942.shtml	Feb. 25, 2020	Apr. 14, 2020
Feb. 25, 2020	332572	http://wjw.hubei.gov.cn/bmdt/ztzl/fkxxgzbdgrfyyq/xxfb/202002/t20200226_2153201.shtml	Feb. 26, 2020	Apr. 14, 2020
Feb. 26, 2020	198250	http://wjw.hubei.gov.cn/bmdt/ztzl/fkxxgzbdgrfyyq/xxfb/202002/t20200227_2160641.shtml	Feb. 27, 2020	Apr. 14, 2020
Feb. 27, 2020	240554	http://wjw.hubei.gov.cn/bmdt/ztzl/fkxxgzbdgrfyyq/xxfb/202002/t20200228_2161418.shtml	Feb. 28, 2020	Apr. 14, 2020
Feb. 28, 2020	232540	http://wjw.hubei.gov.cn/bmdt/ztzl/fkxxgzbdgrfyyq/xxfb/202002/t20200229_2162521.shtml	Feb. 29, 2020	Apr. 14, 2020
Feb. 29, 2020	242955	http://wjw.hubei.gov.cn/bmdt/ztzl/fkxxgzbdgrfyyq/xxfb/202003/t20200301_2164983.shtml	Mar. 1, 2020	Apr. 14, 2020

Mar. 1, 2020	234950	http://wjw.hubei.gov.cn/bmdt/ztzl/fkxxgzbdgrfyyq/xxfb/202003/t20200302_2167395.shtml	Mar. 2, 2020	Apr. 14, 2020
Mar. 2, 2020	232863	http://wjw.hubei.gov.cn/bmdt/ztzl/fkxxgzbdgrfyyq/xxfb/202003/t20200303_2171106.shtml	Mar. 3, 2020	Apr. 14, 2020
Mar. 3, 2020	179315	http://wjw.hubei.gov.cn/bmdt/ztzl/fkxxgzbdgrfyyq/xxfb/202003/t20200304_2171824.shtml	Mar. 4, 2020	Apr. 14, 2020
Mar. 4, 2020	169180	http://wjw.hubei.gov.cn/bmdt/ztzl/fkxxgzbdgrfyyq/xxfb/202003/t20200305_2172547.shtml	Mar. 5, 2020	Apr. 14, 2020
Mar. 5, 2020	162180	http://wjw.hubei.gov.cn/bmdt/ztzl/fkxxgzbdgrfyyq/xxfb/202003/t20200306_2173603.shtml	Mar. 6, 2020	Apr. 14, 2020
Mar. 6, 2020	157115	http://wjw.hubei.gov.cn/bmdt/ztzl/fkxxgzbdgrfyyq/xxfb/202003/t20200307_2174367.shtml	Mar. 7, 2020	Apr. 14, 2020
Mar. 7, 2020	148721	http://wjw.hubei.gov.cn/bmdt/ztzl/fkxxgzbdgrfyyq/xxfb/202003/t20200308_2175120.shtml	Mar. 8, 2020	Apr. 14, 2020
Mar. 8, 2020	164137	http://wjw.hubei.gov.cn/bmdt/ztzl/fkxxgzbdgrfyyq/xxfb/202003/t20200309_2175797.shtml	Mar. 9, 2020	Apr. 14, 2020
Mar. 9, 2020	142180	http://wjw.hubei.gov.cn/bmdt/ztzl/fkxxgzbdgrfyyq/xxfb/202003/t20200310_2176880.shtml	Mar. 10, 2020	Apr. 14, 2020
Mar. 10, 2020	142100	http://wjw.hubei.gov.cn/bmdt/ztzl/fkxxgzbdgrfyyq/xxfb/202003/t20200311_2178362.shtml	Mar. 11, 2020	Apr. 14, 2020
Mar. 11, 2020	66030	http://wjw.hubei.gov.cn/fbjd/tzgg/202003/t20200312_2179602.shtml	Mar. 12, 2020	Apr. 14, 2020

Mar. 12, 2020	76510	http://wjw.hubei.gov.cn/bmdt/ztl/fkxxgzbdgrfyyq/xxfb/202003/t20200313_2180464.shtml	Mar. 13, 2020	Apr. 14, 2020
Mar. 13, 2020	61500	http://wjw.hubei.gov.cn/bmdt/ztl/fkxxgzbdgrfyyq/xxfb/202003/t20200314_2181224.shtml	Mar. 14, 2020	Apr. 14, 2020
Mar. 14, 2020	63593	http://wjw.hubei.gov.cn/bmdt/ztl/fkxxgzbdgrfyyq/xxfb/202003/t20200315_2181850.shtml	Mar. 15, 2020	Apr. 14, 2020
Mar. 15, 2020	54150	http://wjw.hubei.gov.cn/bmdt/ztl/fkxxgzbdgrfyyq/xxfb/202003/t20200316_2182355.shtml	Mar. 16, 2020	Apr. 14, 2020
Mar. 16, 2020	49785	http://wjw.hubei.gov.cn/bmdt/ztl/fkxxgzbdgrfyyq/xxfb/202003/t20200317_2183112.shtml	Mar. 17, 2020	Apr. 14, 2020
Mar. 17, 2020	57420	http://wjw.hubei.gov.cn/bmdt/ztl/fkxxgzbdgrfyyq/xxfb/202003/t20200318_2184169.shtml	Mar. 18, 2020	Apr. 14, 2020

432

433