

Title: Mental health status and coping strategy of medical workers in China during the COVID-19 outbreak

Abstract

Background: The impact of 2019 coronavirus disease (COVID-19) epidemic on mental health of medical workers, as well as its impact factors, remains unknown. We assessed symptoms of anxiety, depression and insomnia in medical workers and the effect of social support in China during COVID-19 epidemic.

Methods: We conducted this study using online questionnaires via a social networking software, Wechat, within a week from Feb 9th 2020 to Feb 15th 2020. Symptoms of anxiety, depression and insomnia were measured by Zung self-rating anxiety scale (SAS), Chinese version of Center for Epidemiologic Studies Depression Scale and Insomnia Severity Index, respectively. The assessment of social support was measured by the Social Support Rating Scale.

Results: Among all the 5393 respondents, anxiety, depression and insomnia symptoms of the population accounted for 5.9%, 28% and 34.3% of the total sample group, respectively. Female, contact with confirmed or suspected cases, work in the clinical first-line, low social support total score and low score in each dimension, nurses and other factors are closely related to the occurrence of depression, anxiety, insomnia symptoms. After controlling the Statistically significant population characteristics variables, we found that the total score of social support and the score of three dimensions were protective factors for psychological problems.

.

Conclusion: Anxiety, depression, and insomnia occurred to varying degrees among medical workers across the country. Increasing social support may be an effective means of psychological crisis intervention.

1. Introduction

In December, 2019, a novel coronavirus outbreak of pneumonia emerged in Wuhan, Hubei, China, with serious, sometimes fatal clinical presentations, strong infectivity and no effective treatments at present¹. By Feb 21, 2020, 76395 confirmed cases, 5365 suspected cases, with 20857 cured cases and 2348 fatal cases were reported in all provinces of China. The situation is so severe that has raised intense attention around the world, and was named 2019 coronavirus disease (COVID-19) by world health organization on Feb 11. The COVID-19 has also been identified in 24 other countries including Japan, Singapore, Thailand, South Korea, and the USA.

Chinese health authorities did an immediate series of action to control the spread of infectious diseases, however, the epidemic was so ferocious that the medical services in Wuhan were suspended for a while, all medical workers were exhausted and under great pressure.

Psychological crisis intervention becomes another important task in the fight against COVID-19.

Chinese government has incorporated it into the overall deployment of epidemic prevention and control, and issued the guidelines for emergency psychological crisis interventions for the novel coronavirus pneumonia on January 26².

Medical workers are the majority fighting against the epidemic, they undoubtedly bear the greatest responsibility and stress, including the responsibility for diagnosis and treatment, a high risk of infection and inadequate protection from contamination, overwork, worrying about their families, and exhaustion. The complexity and persistence of the outbreak remain unclear, which could prompt mental health problems among medical workers. Therefore, as with physical protection, the mental health of medical workers needs urgent attention.

Previous studies have shown that, medical workers suffered different levels of psychological distress such as anxiety, depression, denial and fear, during and after the SARS outbreak in 2003 for lack of mental health care³⁻⁵. The epidemic of COVID-19 is very similar to SARS, with stronger infectivity and more rapid development, that raised great challenges to medical workers^{6,7}. However, the impact of COVID-19 epidemic on mental health of medical workers, as well as its impact factors, remains unknown. The situation is not conducive to the implementation of targeted psychological crisis intervention.

Therefore, we focused on mental health problems of medical workers during the COVID-19 epidemic by investigating the epidemiology and severity of their anxiety, depression, insomnia. We also assessed the role of social support which is defined as the belief that someone is cared about, loved, esteemed and has available assistance and associated with mental health^{8,9}, in attenuating these symptoms, thus explore possible ways to deal with their psychological crisis.

In addition, medical workers in respiratory department, ICU and isolation wards and other first-line departments undoubtedly bear the greatest responsibility and pressure during the COVID-19 epidemic. Specially, the "quasi-first-line" departments, such as otorhinolaryngology and stomatology, are also facing tremendous pressure because of closely contact with patients' upper respiratory tract in clinic by face to face. In this study, we separate respondents in department of otorhinolaryngology as a group for analysis, and made comparisons with non-first-line and first-line healthier on mental health status, to determine whether medical workers in this "quasi-first-line" department suffer from mental health problems, which might need more consideration.

2. Method

2.1 Procedure and participants

This study was conducted using online questionnaires via a social networking software, Wechat, within a week from Feb 9th 2020 to Feb 15th 2020. Doctors and nurses of otorhinolaryngology departments were selected as the transmission source. A total of 5496 valid questionnaires were received, including doctors, nurses, clinical assistant and medical students (master's degree or above).

2.2 Questionnaire measures

The questionnaire included sociodemographic characteristics, anxiety symptomology, depression symptomology, insomnia symptomology and social support. Sociodemographic characteristics included gender, age, identity (doctor/nurse/clinical assistant/ medical student), professional title, area of work during the coronavirus outbreak, department, exposure to confirmed or suspected

cases, experience in fighting infectious diseases and other possible impact factors on mental health.

Symptoms of anxiety were measured by Chinese revised self-rating anxiety scale (SAS-CR), Zung self-rating anxiety scale (SAS)¹⁰, which was used to evaluate subjective symptoms of anxiety. It was composed of 20 items. The total score of SAS was 20-80. To standardize the total score, the original score was multiplied by 1.25, and then the integer part was used as the standard total score. The existence of anxiety symptoms was defined as the standardized score ≥ 50 in this study. During the norm test of the 1986 National scale Cooperation Group, it was found that 5 items of the negative evaluation questions were not easy to be mastered by domestic people, which affected the accuracy of the scale. Therefore, it was modified into the Chinese translation version of the revised self-rating anxiety scale, and its internal consistency was verified to be good (Cronbach's alpha = 0.931)¹¹ .

Symptoms of depression was measured by the Chinese version of Center for Epidemiologic Studies Depression Scale (CES-D)¹². As a self-rating scale, CES-D has been widely used to screen the presentation of depression in the general population. It consisted of 20 relevant items, and the final score was calculated in accordance with the 0-3 Likert Scale. The total score of CES-D ranged from 0-60, the participant who got the final score more than 16 was regarded as suffering the presentation of depression^{13 14}. The Chinese version of CES-D has been proven to be sufficiently reliable in the Chinese population in previous literature reports^{15 16}, of which the internal consistency was good (Cronbach's alpha was 0.908)¹⁷.

Symptoms of insomnia was measured by the Chinese version of the Insomnia Severity Index (ISI)¹⁸. ISI was a self-rating scale, which has been widely used to assess the nature, severity, and impact of insomnia. It consisted of 7 relevant items, and the final score was calculated in accordance with the 0-4 Likert Scale. The total score of ISI ranged from 0-28, and the final score was divided into three classes: 1) 0-7: no insomnia; 2) 8-14: mild insomnia; 3) 15-28: moderate to severe insomnia. The higher score a participant attained, the more severe insomnia suffered. The internal consistency of the scale was good, and Cronbach's alpha was 0.843¹⁹.

The assessment of social support was measured by the Social Support Rating Scale (SSRS), which was formulated to be suitable for Chinese by Xiao et al based on previous study. SSRS was utilized to assess the level of social support over the past year, including subjective support (four items), objective support (three items) and support available (three items). The total score ranged from 12-66, higher scores implicated higher social support. SSRS has been verified to have good reliability and validity, with Cronbach's alpha between 0.89 and 0.94²⁰.

2.3 Statistic analysis

The data were analyzed using SAS 94 software (SAS Institute Inc, Cary, NC, USA). Qualitative variables were described by frequency distribution, while quantitative variables were described by the mean and standard deviation, or the median and interquartile range. The correlations between anxiety, depression, insomnia and social support scores were determined by the Spearman correlation coefficient. Chi-square or rank-sum test was used to compare the demographic characteristics of different mental health statuses and social support. To control confounding factors in different working groups, logistic regression was conducted to compare the demographic characteristics which were found to be significant in statistical analysis ($p < 0.05$). Ultimately, the consequences were used to illustrate the impact of social support on psychological

status.

3. Result

3.1 Population characteristics

5,496 respondents from 32 provinces or political areas across China (excepting Hong Kong and Taiwan) completed the survey questions. Among them, there were 103 medical workers in the epidemic area Hubei province during the epidemic situation. Considering that Hubei's particularity and the small number of samples were not representative, these 103 copies of data were excluded. Finally, 5393 individuals in 31 provinces or area were included for analysis, of which 66.6% were female. The average age of the total cohort was 37.3 ± 9.2 years old. 55.8% were doctors, 34.1% were nurses, and 4.4% were clinical assistants. 13.5% had been exposed to confirmed or suspected cases. 14.4% had had experience in combating similar outbreaks. 15.6% were in the first-line (Fever Clinic, Emergency, Respiratory, Critical Care, or Infectious Diseases). Medical workers of otolaryngology and other clinical departments account for 34.9% and 43.1%, respectively. (Table 1).

3.2 Description of anxiety, depression, insomnia and social support

The population with symptoms of anxiety, depression, and insomnia accounted for 5.9%, 28%, and 34.3% of the total cohort,. The average score of the anxiety in total cohort was 32.8 ± 8.6 , while the average score of depression was 12.0 ± 8.2 , the average score of insomnia was 6.1 ± 5.0 , and the average score of the total social support score was 41.7 ± 8.4 . (Table 2).

Spearman coefficients between SAS, CES-D, ISI, SSRS total scores and CES-D, SSRS total scores in all dimensions are shown in the Table 3, the total scores of anxiety, depression and insomnia scales are significantly positively correlated with the scores of the four dimensions of depression. The total score of social support and the total score of the three dimensions of social support were negatively correlated with the scores of anxiety, depression and insomnia scales.

We further compared the scores of anxiety, depression, insomnia and social support in different populations such as first-line, otolaryngology, non-first-line (except otolaryngology) and nonclinical workers, (Figure 1). The total social support scores of people without anxiety/depression/insomnia were higher than those with corresponding symptoms in all groups and the total cohort.

3.3 Comparison of population characteristics and social support in different mental states

We found that females, nurses, who were in contact with confirmed or suspected cases, working in the clinical first-line, and low social support scores in total and in all dimensions were more likely to have depression, anxiety, and insomnia. Depression and anxiety were more likely to occur between the ages of 30 and 40 years old than those < 30 years old or those > 40 years old. Among the people with different job titles, the middle-level workers were most likely to have depression and anxiety problems, followed by the junior, and the senior-job workers had the lowest probability of depression and anxiety problems, which was consistent with the results of the age group. The tendency of workers with junior titles to have insomnia was greater than middle-level, and the middle-level was greater than the senior. Anxiety and insomnia were more likely to occur in medical workers than in non-medical workers. (Table 3) .

3.4 Correlation analysis of anxiety, depression, insomnia and social support

The total score of social support for different groups of anxiety, depression, and insomnia OR were less than 1 and statistically significant (Table 5). The regression analysis of the three

dimensions of social support scores showed except that there was no statistically significant difference in the OR of insomnia with objective support in the total population ($p = 0.065$) and non-first-line (except Otolaryngology) ($p = 0.235$), the scores of the other dimensions were protective factors for the three symptoms, that was, the higher the score, the lower the probability of psychological problems. In the otolaryngology group, the scores of all dimensions were protective factors for each symptom. In the non-clinical working population, only subjective support and support utilization had a protective effect on depression and insomnia. In the analysis of first-line medical workers, subjective support had protective effects on the three symptoms while objective support had no protective effects on these three symptoms, and support availability have protective effects on the depression and insomnia. The support availability OR value was the lowest among the three dimensions, and the protective effect was the strongest (Table 6).

4. Discussion

With the outbreak and spread of the novel coronavirus epidemic in 2019, the confirmed cases are rising rapidly day by day. As of February 11, more than 3000 medical workers were reported to be infected with COVID-19 and 5 of them died²¹. To understand psychological problems among medical workers under this epidemic, and to explore effective psychological intervention measures, we investigated 5393 medical workers from 31 provinces or political areas in China by using Wechat application. We found 5.9% of the respondents had anxiety symptoms, 28.0% had depressive symptoms, 34.3% had insomnia. Medical workers with higher scores of social support had lower score of anxiety, depression and insomnia, that suggests social support is a protective factor of medical workers' mental health.

The first-line medical workers has the most anxiety symptoms (Standard score: 34.3 ± 10.1 , $n=843$). This data is lower than the anxiety scores of first-line medical workers in Beijing (Standard score: 41.88 ± 10.57 , $n=40$)²². Beijing was an outbreak area during the SARS epidemic in 2003, resulting in a higher anxiety score than that in the non-epidemic areas of this study.

Great differences were documented in the occurrence of psychological problems among different medical workers in previous studies²³⁻²⁵. This study also found the female workers and nurses, as well as those with exposure of confirmed or suspected cases and those at clinical first-line work, were more likely to have symptoms of depression, anxiety and insomnia symptoms. Attending physicians, who are the main clinical first-line force in large hospitals and often have to face patients directly, as well as bear more responsibilities than residents, have more serious anxiety and depression than those of residents and chief physicians. These meaningful social demographic characteristics can guide the distribution of our mental health work and the main workers we focus on.

The first-line medical workers are fighting with the epidemic on the first lines now, so they have a higher risk of infection, which may result in depression, anxiety, insomnia, and other psychological problems. Our study showed that the incidence of psychological problems in general medical workers is lower than that in the first-line but higher than that of non-medical workers. Though the general medical workers had no direct contact with COVID-19 patients, they may face a potential virus carrier in daily clinical work, and the cross-infection caused by the gathering of people, all of these will put them in a dilemma. Therefore, the mental health of non-firstline medical workers also needs more attention from the society and government.

Because of closely contact with patients' upper respiratory tract in clinic by face to face, medical workers of otolaryngology department are confronted with a huge risk of infection. In our study, the proportion of otolaryngology workers was 34.9% of the total cohort. No difference in the three symptoms was observed in workers between the otolaryngology department and other departments. This benign result may be attributed to early awareness of the particularity and severity by the government and Chinese medical association, as well as the detailed working guidelines they made²⁶.

Mental health problems of medical workers have profound impact on the epidemic war and their individual health²⁷. How to effectively alleviate the negative emotions of medical workers is one of the main aspects of the epidemic war. Similar to previous studies^{8 23}, we found that social support appeared as a protective effect on psychological problems in different populations of medical workers. In our analysis, objective support, subjective support, and support utilization are all rated as protective factors for mental health. The notice on "the proper praise for those who sacrificed their lives in the prevention and control of COVID-19" issued by Chinese government and the intervention point "To maintain contact and communication with family members and the outside world as far as possible" in "the psychological guiding in COVID-19" are the very important social support during the epidemic. Through the improvement of objective support, medical workers will feel supported by the country, work units, relatives and friends, as well as strangers in the society, which will further strengthen the subjective support of medical workers, that is, the sense of being supported, understood and respected. The three dimensions of social support are positively correlated with each other, promoting each dimension gains greater than one, which is also confirmed in our study. In addition, increasing the support utilization is one of the most effective and important tools. Encouraging medical workers to communicate with their organizations, colleagues, family members and friends to solve the difficulties in the anti-epidemic work and the negative psychological emotions in a timely manner can also improve the mental health of medical workers. While the country, society and friends and relatives provide support in all aspects, it is the most important thing to encourage medical workers to make positive use of it.

Limitation of this study

Our study had several limitations. Firstly, although a national sample was obtained, our sample is not highly representative as the respondents were mainly outside the epidemic area, Wuhan. Secondly, the sample had a high proportion (34.9%) of medical workers of otolaryngology and they were selected as the transmission source. Thirdly, we use online questionnaires via a social networking software, by which we could not explain the questionnaires to the respondents completely. These factors may bias the results of the study.

5. Conclusion

During the COVID-19 outbreak, medical workers across the country have varying degrees of anxiety, depression, insomnia and other symptoms, which are related to gender, age, professional titles, and nature of work. The incidence of mental health problems of first-line medical workers is higher than that of non-first-line workers, High social support score is an effective protective factor against this kind of psychological problems, so it is an effective means to improve the psychological problems of medical workers by increasing social support. Our research also provides a basis for psychological crisis intervention in the next possible outbreak.

Funding: This study was supported by the Science and Technology Program of Guangzhou, China (No. 201704020092).

Competing interests: None declared.

Ethical approval: This study was approved by the Ethics Committee of the First Affiliated Hospital of Sun Yat-sen University.

Patients consent: Obtained.

Data sharing: No additional data available.

Reference

1. China NHC. Principles for As of 24 o'clock on February 19, the latest situation of new coronavirus pneumonia(2020 [accessed 2.20 2020.
2. National HCoC. Principles for emergency psychological crisis intervention for the new coronavirus pneumonia 2020 [Available from: http://www.gov.cn/zhengce/zhengceku/2020-01/27/content_5472433.htm accessed Jan 26, 2020.
3. Wu P, Fang Y, Guan Z, et al. The psychological impact of the SARS epidemic on hospital employees in China: exposure, risk perception, and altruistic acceptance of risk. *Can J Psychiatry* 2009;54(5):302-11. doi: 10.1177/070674370905400504 [published Online First: 2009/06/06]
4. Liu T, Chen X, Miao G. Recommendations on diagnostic criteria and prevention of SARS-related mental disorders. *J Clin Psychol Med* 2003(13):188-91.
5. Wei Y, Han B, Liu W, et al. Psychosomatic discomfort and related factors among 1,411 first-line SARS staff in Beijing. *Manual of the 7th national experimental medicine symposium of Chinese Society of Integrated Traditional Chinese and Western Medicine; Beijing, China* 2004:6-12.
6. Wang C, Horby PW, Hayden FG, et al. A novel coronavirus outbreak of global health concern. *Lancet* 2020;395(10223):470-73. doi: 10.1016/S0140-6736(20)30185-9 [published Online First: 2020/01/28]
7. Chan JF, Yuan S, Kok KH, et al. A familial cluster of pneumonia associated with the 2019 novel coronavirus indicating person-to-person transmission: a study of a family cluster. *Lancet* 2020;395(10223):514-23. doi: 10.1016/S0140-6736(20)30154-9 [published Online First: 2020/01/28]
8. Lin J, Su Y, Lv X, et al. Perceived stressfulness mediates the effects of subjective social support and negative coping style on suicide risk in Chinese patients with major depressive disorder. *J Affect Disord* 2020;265:32-38. doi: 10.1016/j.jad.2020.01.026 [published Online First: 2020/01/22]
9. J S, R S, Y J, et al. The relationship between psychological health and social support: Evidence from physicians in China. *PLoS one* 2020;15(1):e0228152. doi:

- 10.1371/journal.pone.0228152
10. Zung WW. A rating instrument for anxiety disorders. *Psychosomatics* 1971;12(6):371-9. doi: 10.1016/S0033-3182(71)71479-0 [published Online First: 1971/11/01]
 11. Tao M, Gao J. The reliability and validity of Chinese Revision of Zung Self-Rating Anxiety Scale(SAS-CR). *Chinese Journal of Nervous and Mental Diseases* 1994(5):301-03.
 12. Radloff L. The CES-D scale: A self-report depression scale for research in the general population. *Appl Psychol Meas* 1977(1):385-401.
 13. Zhang J, Lester D, Zhao S, et al. Suicidal ideation and its correlates: testing the interpersonal theory of suicide in Chinese students. *Arch Suicide Res* 2013;17(3):236-41. doi: 10.1080/13811118.2013.805643 [published Online First: 2013/07/31]
 14. Song Y, Huang Y, Liu D, et al. Depression in college: depressive symptoms and personality factors in Beijing and Hong Kong college freshmen. *Compr Psychiatry* 2008;49(5):496-502. doi: 10.1016/j.comppsy.2008.02.005 [published Online First: 2008/08/16]
 15. Wang JN, Sun W, Chi TS, et al. Prevalence and associated factors of depressive symptoms among Chinese doctors: a cross-sectional survey. *Int Arch Occup Environ Health* 2010;83(8):905-11. doi: 10.1007/s00420-010-0508-4 [published Online First: 2010/01/30]
 16. Wang Y, Yao L, Liu L, et al. The mediating role of self-efficacy in the relationship between Big five personality and depressive symptoms among Chinese unemployed population: a cross-sectional study. *BMC Psychiatry* 2014;14:61. doi: 10.1186/1471-244X-14-61 [published Online First: 2014/03/04]
 17. Zhang J, Wu Z, Fang G, et al. Development of the Chinese age norms of CES-D in urban area. *Chinese Mental Health Journal* 2010;24(2):139-42.
 18. Bastien CH, Vallieres A, Morin CM. Validation of the Insomnia Severity Index as an outcome measure for insomnia research. *Sleep Med* 2001;2(4):297-307. doi: 10.1016/s1389-9457(00)00065-4 [published Online First: 2001/07/05]
 19. Chung KF, Kan KK, Yeung WF. Assessing insomnia in adolescents: comparison of Insomnia Severity Index, Athens Insomnia Scale and Sleep Quality Index. *Sleep Med* 2011;12(5):463-70. doi: 10.1016/j.sleep.2010.09.019 [published Online First: 2011/04/16]
 20. Xiao S. The theoretical basis and research application of social support rating scale. *Journal of Clinical Psychiatry* 1994(2):98-100.
 21. Novel Coronavirus Pneumonia Emergency Response Epidemiology T. [The epidemiological characteristics of an outbreak of 2019 novel coronavirus diseases (COVID-19) in China]. *Zhonghua Liu Xing Bing Xue Za Zhi* 2020;41(2):145-51. doi: 10.3760/cma.j.issn.0254-6450.2020.02.003 [published Online First: 2020/02/18]
 22. Wang F, Xu J, Liu Q, et al. Comparison of Psychological Status between Patients with SARS and Physicians, Nurses Treating SARS. *Chinese Mental Health Journal* 2003(08):533-32.

23. Sun J, Sun R, Jiang Y, et al. The relationship between psychological health and social support: Evidence from physicians in China. *PLoS One* 2020;15(1):e0228152. doi: 10.1371/journal.pone.0228152 [published Online First: 2020/01/30]
24. Wang X, Hua L, Wang J. Analysis on mental health status of 2460 health care workers in Beijing. *Chinese Journal of Health Education* 2013;29(09):779-81.
25. Zhou Z, Hang Y, Wang J, et al. The investigation of mental health status of medical staffs in a general hospital. *Practical Journal of Clinical Medicine* 2015;12(06):78-81.
26. Association OhansboCM. To medical personnel in otolaryngology, head and neck surgery nationwide - recommendations for protection against novel coronavirus infection control [Available from: <http://medline.org.cn/news/newsPreview.do?newsId=16325> accessed Feb,1,2020.
27. Kang L, Li Y, Hu S, et al. The mental health of medical workers in Wuhan, China dealing with the 2019 novel coronavirus. *The lancet Psychiatry* 2020 doi: 10.1016/s2215-0366(20)30047-x

Table 1| basic characteristics in the population (n =5393).

Characteristic variables	N (%)
Gender	
Male	1800 (33.4)
Female	3593 (66.6)
Age	
Mean ± SD	37.3 ± 9.2
Status	
Doctor	3011 (55.8)
Nurse	1840 (34.1)
Research staff (including graduate students)	92 (1.7)
Clinical assistant	235 (4.4)
Other	215 (4.0)
Doctor's title	
Resident	460 (15.3)
Chief Resident	120 (4.0)
Attending physician	1290 (42.9)
Deputy chief physician	991 (32.9)
Chief physician	815 (27.1)
Not applicable	475 (15.8)
Nurse title	
Junior Nurse	501 (27.2)
Primary Nurse	706 (38.4)
Supervisor nurse	502 (27.3)
Deputy Director Nurse	110 (6.0)
Chief Nurse	21 (1.1)
Contact (confirmed or suspected cases) cases	
Yes	728 (13.5)
No	4665 (86.5)
Experience in combating similar outbreaks	
Yes	778 (14.4)
No	4615 (85.6)
Scope of work	
Clinical first-line departments	843 (15.6)
Clinical Otolaryngology	1882 (34.9)
Other clinical departments	1841 (43.1)
Non-clinical	827 (15.3)

SD,standard deviation

Table 2| Basic conditions of anxiety, depression, insomnia and social support in the population (n =5393).

Outcome indicators	Basic information
Social support	
Total Social Support	
Mean ± SD	41.7 ± 8.3
Objective social support	
Mean ± SD	10.1 ± 3.4
Subjective social support	
Mean ± SD	23.9 ± 5.0
Social support utilization	
Mean ± SD	7.7 ± 1.9
Anxiety	
Anxiety	
No	5074 (94.1)
Yes	319 (5.9)
Anxiety score	
Mean ± SD	32.8 ± 8.6
Depression	
Depression	
No	3881 (72.0)
Yes	1512 (28.0)
Depression score	
Mean ± SD	12.0 ± 8.2
Depression emotional dimension score	
Mean ± SD	3.8 ± 3.8
Positive emotional dimension score	
Mean ± SD	5.0 ± 3.3
Somatic symptoms and activity retardation dimension score	
Mean ± SD	2.6 ± 2.5
Interpersonal Dimension Score	
Mean ± SD	0.7 ± 1.0
Insomnia	
Insomnia	
No	3542 (65.7)
Yes	1851 (34.3)
Insomnia score	
Mean ± SD	6.1 ± 5.0

SD,standard deviation

Table 3 | Correlation coefficient matrix for anxiety, depression and insomnia and social support

Projects	1	2	3	4	5	6	7	8	9	10	11
1.Anxiety standard score	1.000										
2.Depression score	0.666	1.000									
3.Depressive emotion	0.730	0.083	1.000								
4.Postive emotion	0.209	0.674	0.237	1.000							
5.Somatic symptoms and retardation of activity	0.716	0.770	0.789	0.189	1.000						
6.Interpersonal relationships	0.477	0.631	0.621	0.211	0.558	1.000					
7.Insomnia score	0.584	0.564	0.535	0.247	0.636	0.374	1.000				
8.Objective support	-0.162	-0.292	-0.220	-0.254	-0.175	-0.190	-0.151	1.000			
9.Subjective support	-0.278	-0.395	-0.353	-0.255	-0.298	-0.316	-0.219	0.501	1.000		
10.Support utilization	-0.197	-0.297	-0.237	-0.224	-0.232	-0.220	-0.200	0.341	0.373	1.000	
11.Total score of social support	-0.277	-0.422	-0.354	-0.304	-0.302	-0.317	-0.237	0.784	0.891	0.582	1.000

The correlation coefficients were statistically significant (P <0.001)

Table 4|Comparison of groups with anxiety, depression and insomnia

Variables	Anxiety			Depression			Insomnia		<i>P</i> value
	SAS <50	SAS ≥50	<i>P</i> value	CESD <16	CESD ≥16	<i>P</i> value	ISI <8	ISI ≥8	
Basic characteristics									
Gender									
Male	1723 (95.7)	77 (4.3)	<0.001	1375 (76.4)	425 (23.6)	<0.001	1235 (68.6)	565 (31.4)	0.001
Female	3351 (93.3)	242 (6.7)		2506 (69.7)	1087 (30.3)		2307 (64.2)	1286 (35.8)	
Age									
<30	1204 (94.8)	66 (5.2)	0.009	931 (73.3)	339 (26.7)	<0.001	850 (66.9)	420 (33.1)	0.147
30~	1872 (92.8)	145 (7.2)		1370 (67.9)	647 (32.1)		1292 (64.1)	725 (35.9)	
40~	1998 (94.9)	108 (5.1)		1580 (75.0)	526 (25.0)		1400 (66.5)	706 (33.5)	
Identity (excluding non-clinical)									
Physician	2855 (94.8)	156 (5.2)	0.009	2217 (73.6)	794 (26.4)	0.004	2078 (69.0)	933 (31.0)	<0.001
Nurse	1706 (92.7)	134 (7.3)		1273 (69.2)	567 (30.8)		1092 (59.3)	748 (40.7)	
Other	513 (94.6)	29 (5.4)		391 (72.1)	151 (27.9)		372 (68.6)	170 (31.4)	
Job title									
Junior	1677 (93.4)	119 (6.6)	0.008	1253 (69.8)	543 (30.2)	<0.001	1124 (62.6)	672 (37.4)	<0.001
Middle-level	1402 (93.0)	105 (7.0)		1041 (69.1)	466 (30.9)		966 (64.1)	541 (35.9)	
Senior	1363 (95.4)	66 (4.6)		1098 (76.8)	331 (23.2)		991 (69.3)	438 (30.7)	
Not applicable	632 (95.6)	29 (4.4)		489 (74.0)	172 (26.0)		461 (69.7)	200 (30.3)	
Contact (confirmed or suspected cases) cases									
Yes	656 (90.1)	72 (9.9)	<0.001	484 (66.5)	244 (33.5)	<0.001	404 (55.5)	324 (44.5)	<0.001
No	4418 (94.7)	247 (5.3)		3397 (72.8)	1268 (27.2)		3138 (67.3)	1527 (32.7)	
Experience in combating similar outbreaks									
Yes	727 (93.4)	51 (6.6)	0.413	577 (74.2)	201 (25.8)	0.140	500 (64.3)	278 (35.7)	0.370
No	4347 (94.2)	268 (5.8)		3304 (71.6)	1311 (28.4)		3042 (65.9)	1573 (34.1)	
Scope of work									
Clinical first-line departments	769 (91.2)	74 (8.8)	<0.001	566 (67.1)	277 (32.9)	0.005	486 (57.7)	357 (42.3)	<0.001
Clinical Otolaryngology	1777 (94.4)	105 (5.6)		1385 (73.6)	497 (26.4)		1255 (66.7)	627 (33.3)	
Other clinical departments	1734 (94.2)	107 (5.8)		1323 (71.9)	518 (28.1)		1226 (66.6)	615 (33.4)	
Non-clinical	794 (96.0)	33 (4.0)		607 (73.4)	220 (26.6)		575 (69.5)	252 (30.5)	
Social support									
Total Social Support									
Mean ± SD	42.0 ± 8.3	36.8 ± 7.6	<0.001	43.4 ± 7.9	37.3 ± 7.7	<0.001	42.9 ± 8.2	39.4 ± 8.1	<0.001
Objective social support									

Table 4|Comparison of groups with anxiety, depression and insomnia

Variables	Anxiety			Depression			Insomnia		<i>P</i> value
	SAS <50	SAS ≥50	<i>P</i> value	CESD <16	CESD ≥16	<i>P</i> value	ISI <8	ISI ≥8	
Mean ± SD	10.2 ± 3.4	8.6 ± 3.1	<0.001	10.5 ± 3.4	8.9 ± 3.1	<0.001	10.4 ± 3.4	9.5 ± 3.3	<0.001
Subjective social support									
Mean ± SD	24.1 ± 5.0	21.4 ± 4.8	<0.001	24.9 ± 4.7	21.5 ± 4.9	<0.001	24.6 ± 4.9	22.7 ± 5.0	<0.001
Social support utilization									
Mean ± SD	7.7 ± 1.9	6.8 ± 1.8	<0.001	8.0 ± 1.9	6.9 ± 1.7	<0.001	7.9 ± 1.9	7.2 ± 1.8	<0.001

SD,standard deviation

Table 5. Logistic regression analysis of the effects of total social support scores on anxiety, depression and insomnia

Subjects of study	Anxiety*		Depression*		Insomnia#	
	OR (95% CI)	<i>P</i> value	OR (95% CI)	<i>P</i> value	OR (95% CI)	<i>P</i> value
Total population	0.92 (0.91, 0.94)	<0.001	0.90 (0.89, 0.91)	<0.001	0.95 (0.94, 0.96)	<0.001
Clinical first line	0.94 (0.92, 0.97)	<0.001	0.90 (0.88, 0.92)	<0.001	0.95 (0.94, 0.97)	<0.001
Otolaryngology	0.93 (0.91, 0.95)	<0.001	0.90 (0.88, 0.91)	<0.001	0.96 (0.94, 0.97)	<0.001
Other non-first-line	0.91 (0.88, 0.93)	<0.001	0.90 (0.89, 0.92)	<0.001	0.94 (0.92, 0.95)	<0.001
Non-clinical	0.91 (0.86, 0.95)	<0.001	0.90 (0.88, 0.92)	<0.001	0.95 (0.94, 0.97)	<0.001

*Correction factors: gender, age, identity, title, contact (confirmed or suspected cases) cases

#Correction factors: gender, identity, title, contact (confirmed or suspected cases) cases

OR,Odds Ratio;CI,confidence interval.

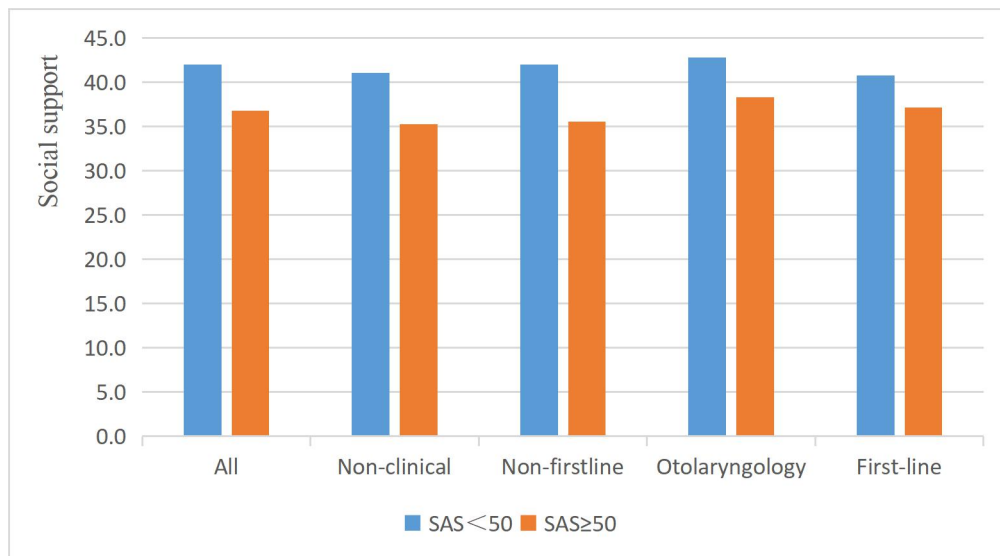
Table 6. Logistic regression analysis of the effects of social support dimensions on anxiety, depression and insomnia

Variables	Anxiety*		Depression*		Insomnia [#]	
	OR (95% CI)	<i>P</i> value	OR (95% CI)	<i>P</i> value	OR (95% CI)	<i>P</i> value
Total population						
Objective support	0.94 (0.90, 0.98)	0.003	0.96 (0.94, 0.98)	<0.001	0.98 (0.96, 1.00)	0.065
Subjective support	0.93 (0.91, 0.96)	<0.001	0.89 (0.88, 0.90)	<0.001	0.95 (0.93, 0.96)	<0.001
Support utilization	0.85 (0.79, 0.91)	<0.001	0.81 (0.78, 0.85)	<0.001	0.88 (0.85, 0.92)	<0.001
Non-clinical						
Objective support	0.93 (0.81, 1.07)	0.329	1.00 (0.94, 1.06)	0.989	0.98 (0.93, 1.04)	0.596
Subjective support	0.92 (0.85, 1.00)	0.060	0.88 (0.84, 0.92)	<0.001	0.96 (0.92, 0.99)	0.013
Support utilization	0.80 (0.63, 1.02)	0.067	0.81 (0.73, 0.90)	<0.001	0.88 (0.80, 0.97)	0.009
Clinical first line						
Objective support	1.00 (0.92, 1.09)	0.978	0.97 (0.92, 1.03)	0.333	1.01 (0.96, 1.05)	0.830
Subjective support	0.93 (0.88, 0.99)	0.017	0.90 (0.86, 0.93)	<0.001	0.95 (0.92, 0.99)	0.007
Support utilization	0.87 (0.74, 1.01)	0.070	0.76 (0.69, 0.84)	<0.001	0.84 (0.77, 0.91)	<0.001
Otorhinolaryngology						
Objective support	0.92 (0.86, 0.99)	0.033	0.94 (0.90, 0.98)	0.002	0.96 (0.93, 1.00)	0.046
Subjective support	0.95 (0.90, 0.99)	0.029	0.88 (0.86, 0.91)	<0.001	0.95 (0.93, 0.98)	<0.001
Support utilization	0.88 (0.78, 0.99)	0.041	0.84 (0.79, 0.90)	<0.001	0.94 (0.89, 1.00)	0.034
Other non-first-line department						
Objective support	0.91 (0.84, 0.98)	0.014	0.96 (0.92, 1.00)	0.045	0.98 (0.94, 1.01)	0.235
Subjective support	0.92 (0.88, 0.97)	0.001	0.90 (0.87, 0.92)	<0.001	0.93 (0.91, 0.96)	<0.001
Support utilization	0.83 (0.73, 0.95)	0.006	0.80 (0.75, 0.86)	<0.001	0.85 (0.80, 0.90)	<0.001

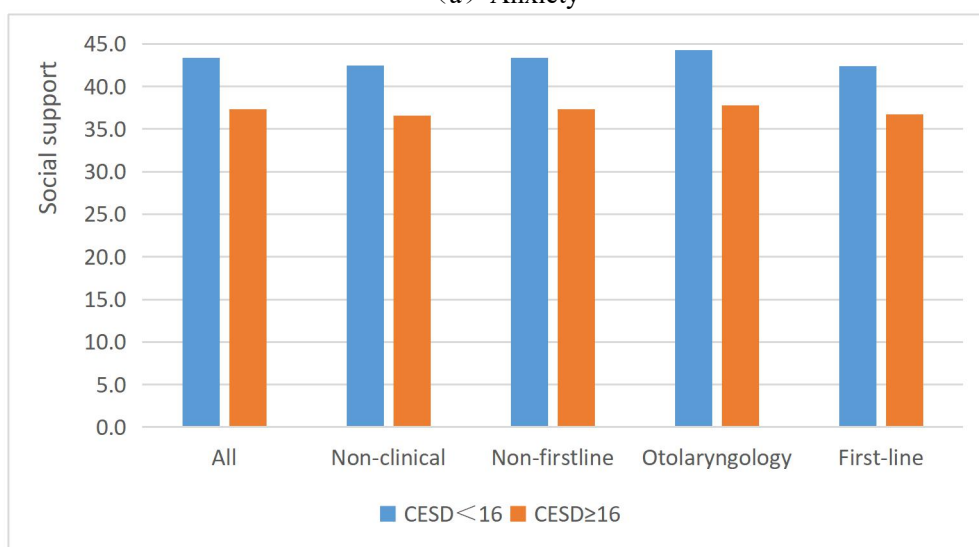
*Correction factors: gender, age, identity, title, contact (confirmed or suspected cases) cases

[#]Correction factors: gender, identity, title, contact (confirmed or suspected cases) cases

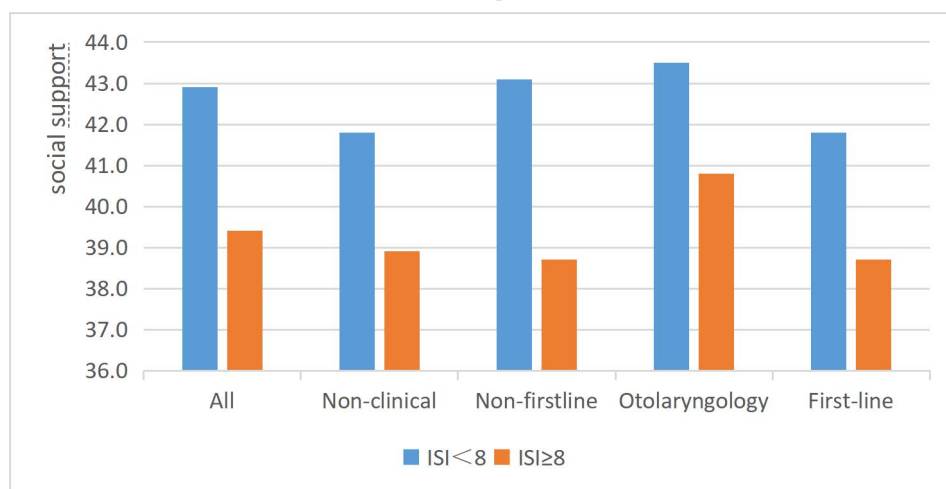
OR, Odds Ratio; CI, confidence interval.



(a) Anxiety



(b) Depression



(c) Insomnia

Figure 1 Social support scores in different clinical workers with anxiety(a), depression(b) and insomnia(c).

