

Variation in the Availability and Cost of Essential Medicines for Non-Communicable Diseases in Uganda: a descriptive time series analysis

1 Mari Armstrong-Hough^{1*}, Srish Sharma², Sandeep P. Kishore^{3,4}, Ann R Akiteng⁵,
2 and Jeremy I. Schwartz^{5,6}

3 ¹College of Global Public Health, New York University, New York, NY, USA

4 ²Wake Forest School of Medicine, Winston-Salem, NC, USA

5 ³Arnhold Institute for Global Health, Icahn School of Medicine at Mount Sinai, New York, New
6 York, USA

7 ⁴Young Professionals Chronic Disease Network, New York, New York, USA

8 ⁵Uganda Initiative for Integrated Management of Non-Communicable Diseases, Kampala, Uganda

9 ⁶Department of Internal Medicine, Yale School of Medicine, New Haven, Connecticut, USA

10

11 *** Correspondence:**

12 Mari Armstrong-Hough

13 College of Global Public Health

14 New York University

15 715 Broadway

16 New York, NY USA

17 mari.armstronghough@nyu.edu

18 **Keywords: essential medicines, access, non-communicable diseases, health service readiness.**

19

Variation in Availability and Cost of Essential Medicines for Non-Communicable Diseases

20 Abstract

21 **Background:** Availability of essential medicines for non-communicable diseases (NCDs) is poor in
22 low- and middle-income countries. Availability and cost are conventionally assessed using cross-
23 sectional data. However, these characteristics may vary over time.

24 **Methods:** We carried out a prospective, descriptive analysis of the availability and cost of essential
25 medicines in 23 Ugandan health facilities over a five-week period. We surveyed facility pharmacies
26 in-person up to five times, recording availability and cost of 19 essential medicines for NCDs and
27 four essential medicines for communicable diseases.

28 **Results:** Availability of medicines varied substantially over time, especially among public facilities.
29 Among private-for-profit facilities, the cost of the same medicine varied from week to week. Private-
30 not-for-profit facilities experienced less dramatic fluctuations in price.

31 **Conclusions:** We conclude that there is a need for standardized, continuous monitoring to better
32 characterize the availability and cost of essential medicines, understand demand for these medicines,
33 and reduce uncertainty for patients.

34

Variation in Availability and Cost of Essential Medicines for Non-Communicable Diseases

35

36 **1 Introduction**

37 Essential medicines (EM) are those that are critical to meeting the health needs of a population. The
38 World Health Organization (WHO) calls for these medicines to be accessible—both available and
39 affordable.(1) The WHO Model List of EM provides a global framework, which is adapted by
40 individual countries into their own EM lists.(1,2) Yet the presence of a given medicine on a national
41 list does not ensure access.(3-6) High or inconsistent cost, and low or inconsistent availability, are
42 important barriers to access.

43

44 For patients with chronic conditions, such as non-communicable diseases (NCDs), consistent access
45 to medicines is critical and represents specific priority areas of the WHO Global Monitoring
46 Framework for NCDs(7) and the Sustainable Development Goals. (8) However, availability and cost
47 may vary across time.(9) Moreover, in some low- and middle-income countries (LMIC), such as
48 Uganda, variation in availability and cost may be greater among EM for NCDs than EM for
49 communicable diseases (CD) because common CD medicines are supplied to facilities via a “push”
50 system, while NCD medicines are supplied via a “pull” system that requires forecasting of facility
51 demand.¹⁰

52

53 We and others have shown that the availability of EM for NCD in LMIC is poor.(3,10) However, the
54 standard methodology for assessing availability and cost of medicines is through cross-sectional,
55 direct observation of a medicine on a pharmacy shelf and documentation of its cost. This strategy
56 ignores variation over time, potentially contributing to inaccurate estimates of availability and
57 cost.(9) Moreover, fluctuations may be more pronounced in LMIC compared to high-income
58 countries.(10)

59

Variation in Availability and Cost of Essential Medicines for Non-Communicable Diseases

60 Approaches that capture the dynamism of EM availability and cost are needed.(9) To explore
61 variation over time, we carried out a prospective, descriptive analysis of the availability and cost of a
62 selection of EM for NCDs in a sample of Ugandan health facilities over a five-week period. We
63 compared this to a selection of EM for acute conditions.

64

65 **2 Methods**

66 **2.1 Setting**

67 Uganda faces a double burden of CD and NCDs.(11) Even as rates of tuberculosis and HIV/AIDS
68 remain high, the burden of NCDs such as cardiovascular disease and diabetes is increasing and
69 expected to grow rapidly.(12-15) In Uganda, healthcare is available in three sectors: public, private-
70 not-for-profit (PNFP), and private-for-profit (PFP). Within these sectors, facilities are arranged in a
71 referral hierarchy, including a community health worker program (Health Center I [HCI]), outpatient
72 facilities (HCII through HCIV), general hospitals (GH) and regional/national referral hospitals.(3) In
73 the public sector, medicines are distributed to pharmacies, located within health facilities, once every
74 eight weeks.(16) If a medicine goes out of stock, it is not resupplied until the next shipment.
75 Medicines at public pharmacies are free of charge, while patients pay out of pocket at private-sector
76 pharmacies.

77

78 **2.2 Sample and data collection**

79 We sampled 23 health facilities representing public, PNFP, and PFP sectors from 209 facilities that
80 had participated in the 2013 Service Availability and Readiness Assessment (SARA).(3) We
81 excluded facilities >100km from Kampala, where the population of Uganda is most concentrated. We
82 surveyed facility pharmacies in-person up to five times over a five-week period between 29 August
83 2016 and 26 September 2016. We recorded availability and cost of the 19 medicines for diabetes,

Variation in Availability and Cost of Essential Medicines for Non-Communicable Diseases

84 hypertension, chronic lung disease, and mental health in the Essential Medicines and Supplies for
85 Uganda List 2012(17), the current version at the time of data collection: metformin, glibenclamide,
86 soluble insulin, isophane insulin, Mixtard insulin, nifedipine, atenolol, propranolol, captopril,
87 enalapril, lisinopril, losartan, simvastatin, beclomethasone inhaler, salbutamol inhaler, salbutamol
88 tablets, fluoxetine, amitriptyline, and diazepam. We collected the same data for four EM used in the
89 management of acute, infectious conditions: paracetamol, amoxicillin, artemether/lumefantrine, and
90 oral rehydration salts. Availability was documented dichotomously as in stock or out of stock. Cost
91 of each medicine was documented per tablet or vial. Cost was not standardized to course of treatment
92 in any way, as treatment may vary by individual patient. We collected data on facility type, sector,
93 and urban/rural status.

94

95 2.3 Analysis

96 This study was designed for a descriptive analysis to support hypothesis generation. The primary unit
97 of analysis was the presence of medicine *in a given facility*. From a patient-centered perspective, the
98 availability of a medicine at their health facility of choice is most important. Therefore, the trajectory
99 of availability over time at a given facility and correlation within a facility of availability and cost are
100 informative metrics.

101

102 We defined availability as the proportion of listed EM that were present at a site; if a given medicine
103 was present in any quantity, it was considered available. We calculated the proportion of
104 observations during which each individual EM was available by sector. We plotted the trajectory of
105 medicine availability for each facility with three or more observations using a time series. We tested
106 the hypothesis that week-to-week variations were greater among public sector clinics than private
107 sector facilities using t-tests of change in availability during each period. We tested the hypothesis

Variation in Availability and Cost of Essential Medicines for Non-Communicable Diseases

108 that there is greater variation in availability of EM for NCD than EM for acute conditions by
109 comparing the intra-cluster correlation coefficient (ICC) of EM availability by facility over time for
110 these two categories of medicines.

111

112 We defined variation in cost as the range of fluctuation in price per tablet or vial in a given facility
113 during the study period. We calculated and produced visualizations of these within-facility ranges.
114 We also calculated the quantile-based robust standard deviation of medicine price over time by
115 facility, a conventional measure used to summarize variation in a set of values.

116

117 **3 Results**

118 We collected 82 observations from 23 unique facilities over a five-week period. Each facility had
119 between one and five observations; 21 (91%) facilities contributed two or more observations and the
120 median number of observations was four.

121

122 **3.1 Facility characteristics**

123 We collected observations from five HC-II (22%), nine HC-III (39%), three HC-IV (13%), five GH
124 (22%), and one referral hospital (4%) (Table 1). Twenty-six percent were public, 35% PNFP, and
125 39% PFP. The majority (83%) of facilities were located in an urban area.

126

127 **3.2 Variation in medicine availability and cost**

128 EM for NCDs were available at 44% of all study visits, while EM for acute conditions were available
129 at 93% of visits. The proportion of visits in which a medicine was present varied by medicine and by
130 sector (Figure 1). Presented as a time series, the proportion of EM available fluctuated within clinics
131 over the five-week period of observation (Figure 2). Variation in availability over time within the

Variation in Availability and Cost of Essential Medicines for Non-Communicable Diseases

132 same facility was not significantly different among EM for NCDs (intra-facility correlation
133 coefficient (ICC) 0.68, 95% CI 0.49-0.83) and EM for acute conditions (ICC 0.20, 95% CI 0.04-
134 0.61).

135

136 Fluctuations in availability were significantly greater among public sector facilities than among
137 PNFP or PFP facilities between Week 1 and Week 2 ($p=0.0002$), but not during other periods. This is
138 visually evident in Figure 2; public sector facilities show sharp increases and decreases in number of
139 medicines available. There was no significant difference between public and private sector facilities
140 for change in availability during the subsequent periods. This may be attributable to missing data in
141 some subsequent periods: up to 10 missing observations for each period, or 43% of the total sample
142 of 23 facilities. Alternatively, this may be attributable to the periodicity of public sector resupply.

143

144 More than half of medicines experienced major price fluctuations, which we defined as at least
145 doubling in price one or more times over the five-week study period (Figure 3). Variation over five
146 weeks in cost to patients was lower in PNFP facilities, with robust standard deviations ranging from
147 UGX 50-704 (approximately US\$0.01-\$0.19). Among PFP facilities, robust standard deviations in
148 cost of available medicines ranged from UGX 37-17,050 (approximately US\$0.01-\$4.55).

149

150 **4 Discussion**

151 We found that variation in availability was greater among public sector facilities than among PFP
152 and PNFP facilities. In the public sector facilities, more than half of EM alternated in and out of stock
153 during the five-week observation period. We also found that week-to-week fluctuations in the cost of
154 EM were substantial and that PFP facilities had the greatest variations in cost. While PFP facilities

Variation in Availability and Cost of Essential Medicines for Non-Communicable Diseases

155 are the most likely to have EM for NCD in stock, substantial changes in price from week to week
156 introduce uncertainty for patients and can limit access.

157

158 Variations in availability and cost have implications for patient engagement in care. Most medicines
159 for NCDs must be taken regularly over long periods of time. Even in settings where medicines are
160 consistently available, patient adherence to prescription medicines for chronic conditions can be
161 challenging to establish and sustain.(18-20) Inconsistent availability significantly impacts patient
162 adherence to NCD medicines.(21,22) We propose that uncertainty regarding the week-to-week
163 availability or cost of medicines is likely to impair initiation or continuation of treatment, patients'
164 motivation to adhere to treatment, and patients' engagement in care. This is especially the case for
165 patients who face other access barriers such as distrust of the medical system, transportation costs,
166 and competing time commitments.

167

168 Such week-to-week variations in availability and cost are not captured by the cross-sectional methods
169 typically used to assess access to EM. We have previously shown that cross-sectional assessments
170 can be used to examine disparities in availability of EM.(3) However, given that Ugandan public
171 sector facilities are supplied in bimonthly cycles, the availability of EM can range dramatically. As
172 time since the most recent shipment increases, the number of stocked EM declines and patients may
173 need to shop several facilities, including private sector facilities, to secure medicines—or go without.

174

175 Together, these findings point to a need for supply chain management systems that track medicine
176 availability and cost in real-time. To maximize transparency for health system planners, such systems
177 should be incorporated into national health management information systems, alongside
178 epidemiologic surveillance data to guide evidence-based distribution of resources. Allowing citizens

Variation in Availability and Cost of Essential Medicines for Non-Communicable Diseases

179 to access these data in a user-friendly format would provide an additional layer of transparency,
180 facilitating informed decisions about their care-seeking behavior.

181

182 This study had some limitations. First, we collected data for only a five-week period, so we were
183 unable to examine the effect of seasonality or cyclical delivery schedules on availability. Second, the
184 relatively small sample size, nonrandom sampling strategy, and partially missing data limited our
185 time series analysis to description and was not sufficient to support a multivariable model. However,
186 to our knowledge, this is the first published analysis to prospectively describe the dynamism of
187 availability and cost of EM in a LMIC. We also demonstrate how dynamic data on availability and
188 cost of medicines can be collected and analyzed.

189

190 **5 Conclusion**

191 Availability and cost of EM in Uganda can vary sharply within the same facility from week to week.
192 There is a need for standardized, continuous monitoring to better characterize the availability and
193 cost of EM, understand demand for these medicines, and reduce uncertainty for patients by
194 stabilizing availability and cost.

195

Variation in Availability and Cost of Essential Medicines for Non-Communicable Diseases

196

197

Table 1. Characteristics of facilities

Facility type	N (%)
HC-II	5 (21.7)
HC-III	9 (39.1)
HC-IV	3 (13.0)
General Hospital	5 (21.7)
Referral	1 (4.4)
Managing Authority	
Public	6 (26.1)
Private-non-profit	8 (34.8)
Private-for-profit	9 (39.1)
Location	
Urban	19 (82.6)
Rural	4 (17.4)

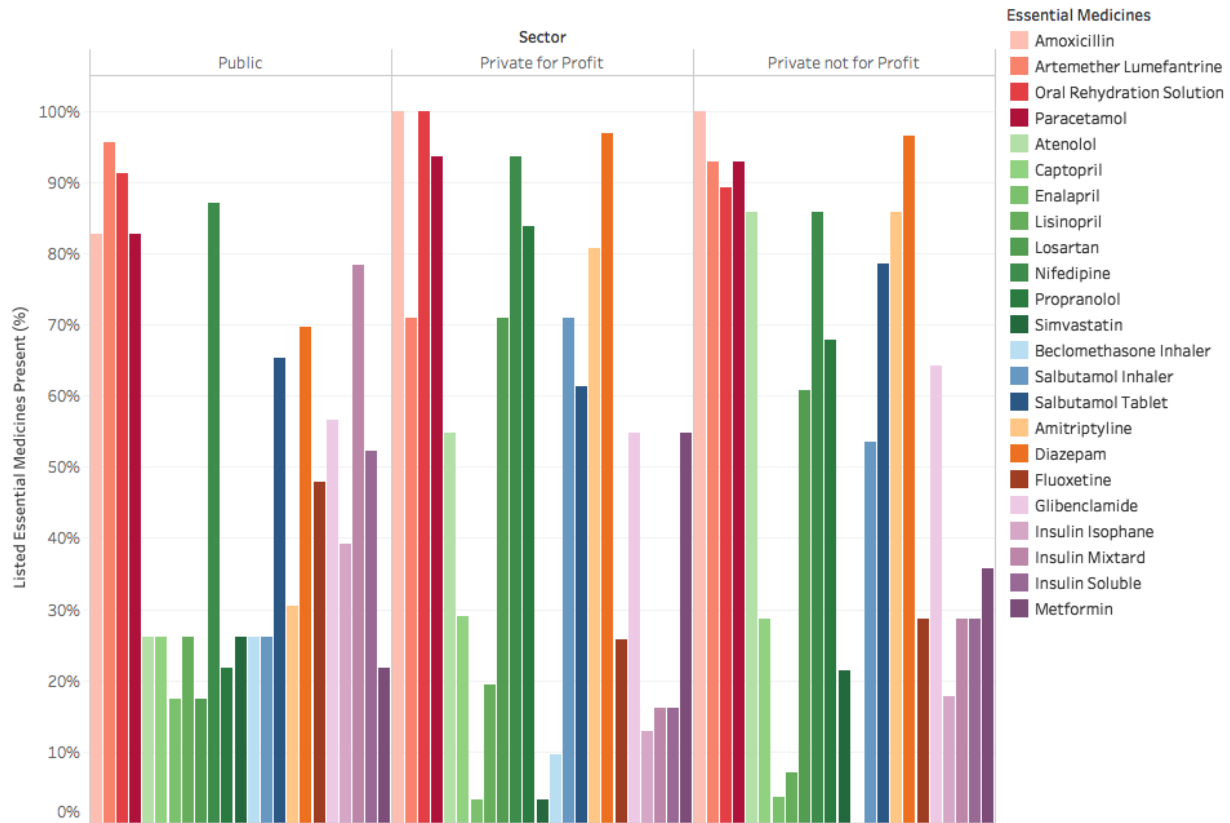
198

199

200

Variation in Availability and Cost of Essential Medicines for Non-Communicable Diseases

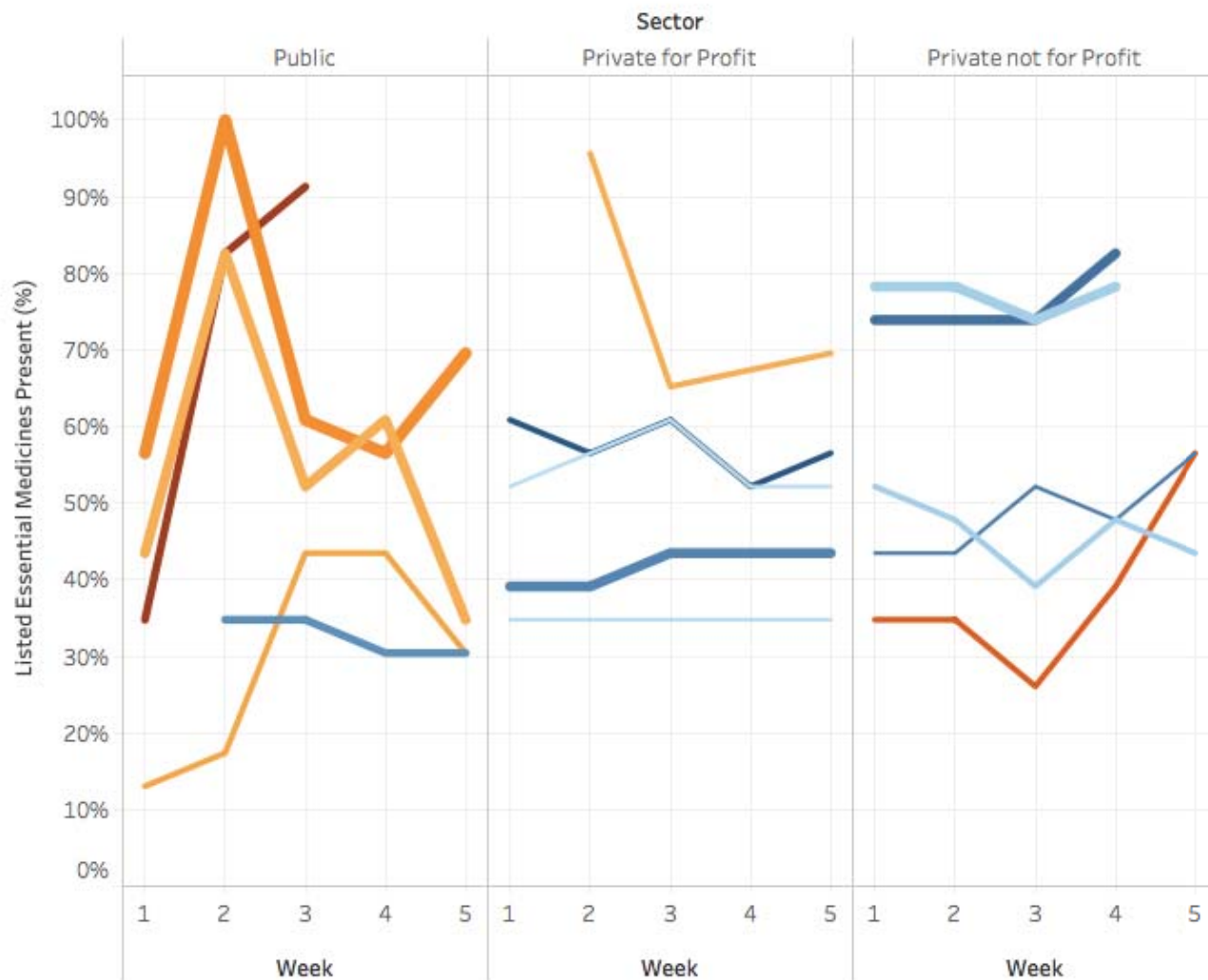
201
202
203 **Figure 1. Proportion of visits in which essential medicines were present, by sector**



204
205
206 **Legend:** Proportion of visits in which each listed essential medicine was available is depicted by the
207 colored bars and compared by sector (Public, Not for Profit, and Private Not for Profit). The color of
208 each bar corresponds to a specific essential medicine, depicted in the key to the right of the graph.
209

Variation in Availability and Cost of Essential Medicines for Non-Communicable Diseases

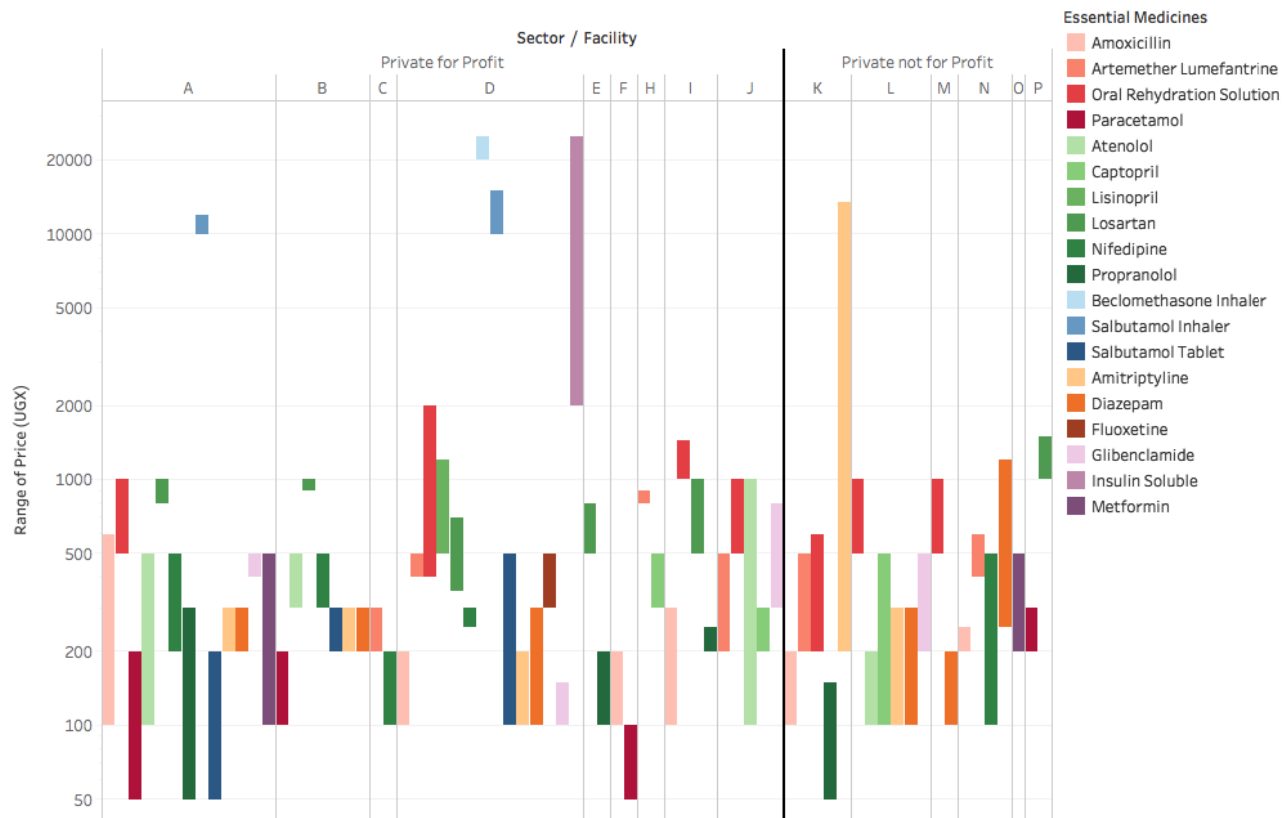
210
211 **Figure 2. Change in availability of essential medicines over 5 weeks, by sector**



212
213
214 **Legend:** These time series plots show the week-by-week shifts in the proportion of essential
215 medicines available by facility, broken down by sector. Each colored line represents one facility;
216 movement on the y axis from week to week indicates change in the proportion of listed essential
217 medicines available in the facility.
218

Variation in Availability and Cost of Essential Medicines for Non-Communicable Diseases

219 **Figure 3. Range of cost over time by clinic and sector**



220
221
222
223
224
225

Legend: Each bar represents the range in cost of a single medicine within a single clinic over the five-week observation period.

Abbreviations: UGX, Ugandan Shillings.

226

Variation in Availability and Cost of Essential Medicines for Non-Communicable Diseases

Variation in Availability and Cost of Essential Medicines for Non-Communicable Diseases

228 REFERENCES

- 229 1. World Health Organization. The Selection and Use of Essential Medicines. World Health
230 Organization; 2016. 1 p.
- 231 2. Kishore SP, Blank E, Heller DJ, Patel A, Peters A, Price M, et al. Modernizing the World
232 Health Organization List of Essential Medicines for Preventing and Controlling
233 Cardiovascular Diseases. *J Am Coll Cardiol*. 2018 Feb 6;71(5):564–74.
- 234 3. Armstrong-Hough M, Kishore SP, Byakika S, Mutungi G, Nunez-Smith M, Schwartz JI.
235 Disparities in availability of essential medicines to treat non-communicable diseases in
236 Uganda: A Poisson analysis using the Service Availability and Readiness Assessment. Khan
237 HTA, editor. *PloS one*. Public Library of Science; 2018;13(2):e0192332.
- 238 4. Hogerzeil HV, Liberman J, Wirtz VJ, Kishore SP, Selvaraj S, Kiddell-Monroe R, et al.
239 Promotion of access to essential medicines for non-communicable diseases: practical
240 implications of the UN political declaration. *Lancet*. 2013 Feb 23;381(9867):680–9.
- 241 5. Kishore SP, Kolappa K, Jarvis JD, Park PH, Belt R, Balasubramaniam T, et al. Overcoming
242 Obstacles To Enable Access To Medicines For Noncommunicable Diseases In Poor Countries.
243 *Health Aff (Millwood)*. Project HOPE - The People-to-People Health Foundation, Inc; 2015
244 Sep;34(9):1569–77.
- 245 6. Siddharthan T, Ramaiya K, Yonga G, Mutungi GN, Rabin TL, List JM, et al.
246 Noncommunicable Diseases In East Africa: Assessing The Gaps In Care And Identifying
247 Opportunities For Improvement. *Health Aff (Millwood)*. Project HOPE - The People-to-
248 People Health Foundation, Inc; 2015 Sep;34(9):1506–13.
- 249 7. World Health Organization. Noncommunicable Diseases Global Monitoring Framework:
250 Indicator Definitions and Specifications. Geneva: World Health Organization; 2014.
- 251 8. United Nations. The Sustainable Development Goals Report 2018. New York; 2018.
- 252 9. Robertson J, Macé C, Forte G, de Joncheere K, Beran D. Medicines availability for non-
253 communicable diseases: the case for standardized monitoring. *Global Health*. BioMed Central;
254 2015 May 7;11(1):18.
- 255 10. Yadav P, Stapleton O, Van Wassenhove LN. Always cola, rarely essential medicines:
256 comparing medicine and consumer product supply chains in the developing world. 2010.
- 257 11. World Health Organization. Uganda: WHO statistical profile. 2015.
- 258 12. Chiwanga FS, Njelekela MA, Diamond MB, Bajunirwe F, Guwatudde D, Nankya-Mutyoba J,
259 et al. Urban and rural prevalence of diabetes and pre-diabetes and risk factors associated with
260 diabetes in Tanzania and Uganda. *Glob Health Action*. 2016;9:31440.
- 261 13. Guwatudde D, Mutungi G, Wesonga R, Kajjura R. The epidemiology of hypertension in
262 Uganda: findings from the national non-communicable diseases risk factor survey. Kokubo Y,
263 editor. *PloS one*. 2015;10(9):e0138991.

Variation in Availability and Cost of Essential Medicines for Non-Communicable Diseases

- 264 14. Schwartz JI, Guwatudde D, Nugent R, Kiiza CM. Looking at non-communicable diseases in
265 Uganda through a local lens: an analysis using locally derived data. *Global Health. BioMed*
266 *Central*; 2014 Nov 19;10(1):77.
- 267 15. Bahendeka S, Wesonga R, Mutungi G, Muwonge J, Neema S, Guwatudde D. Prevalence and
268 correlates of diabetes mellitus in Uganda: a population-based national survey. *Trop Med Int*
269 *Health*. 2016 Mar;21(3):405–16.
- 270 16. National Medical Logistics. FY 2017/18 National Medical Stores Delivery Schedule.
- 271 17. Ministry of Health ROU. Essential Medicines and Health Supplies List for Uganda [Internet].
272 *apps.who.int*. 2012 [cited 2017 Feb 27]. Available from:
273 <http://apps.who.int/medicinedocs/en/d/Js21740en/>
- 274 18. Fung V, Graetz I, Reed M, Jaffe MG. Patient-reported adherence to statin therapy, barriers to
275 adherence, and perceptions of cardiovascular risk. Aalto-Setälä K, editor. *PloS one. Public*
276 *Library of Science*; 2018;13(2):e0191817.
- 277 19. Pittman DG, Chen W, Bowlin SJ, Foody JM. Adherence to statins, subsequent healthcare
278 costs, and cardiovascular hospitalizations. *Am J Cardiol*. 2011 Jun 1;107(11):1662–6.
- 279 20. Rash JA, Campbell DJT, Tonelli M, Campbell TS. A systematic review of interventions to
280 improve adherence to statin medication: What do we know about what works? *Prev Med*.
281 2016 Sep;90:155–69.
- 282 21. Ali M, Alemu T, Sada O. Medication adherence and its associated factors among diabetic
283 patients at Zewditu Memorial Hospital, Addis Ababa, Ethiopia. *BMC Res Notes*. 2nd ed.
284 *BioMed Central*; 2017 Dec 4;10(1):676.
- 285 22. Gaziano T, Cho S, Sy S, Pandya A, Levitt NS, Steyn K. Increasing Prescription Length Could
286 Cut Cardiovascular Disease Burden And Produce Savings In South Africa. *Health Aff*
287 *(Millwood)*. 2015 Sep;34(9):1578–85.

288

289

290

291 **Conflict of Interest**

292 *The authors declare that the research was conducted in the absence of any commercial or financial*
293 *relationships that could be construed as a potential conflict of interest.*

294 **Funding**

295 The MacMillan Center of Yale University and the Yale Global Health Leadership Institute provided
296 funding to support travel for JIS through the Hecht-Albert Pilot Innovation Award for Junior Faculty.
297 Knoema provided funding for data collection and development of data collection and management
298 tool.

299 **Data Availability Statement**

Variation in Availability and Cost of Essential Medicines for Non-Communicable Diseases

300 The raw data supporting the conclusions of this manuscript will be made available by the authors,
301 without undue reservation, to any qualified researcher.