

1
2
3
4
5
6
7
8
9
10
11
12
13
14
15
16
17
18

**Community gender systems and daughter’s risk of female genital
mutilation/cutting: New theory and application to Egypt**

Kathryn M. Yount^{1*}, Yuk Fai Cheong², Laurie James-Hawkins³, Rose Grace Grose⁴, Sarah R. Hayford⁵

¹Hubert Department of Global Health and Department of Sociology, Emory University, Atlanta, Georgia, United States of America

²Department of Psychology, Emory University, Atlanta, Georgia, United States of America

³Department of Sociology and Department of Social Psychology, University of Essex, Essex, England

⁴Department of Community Health Education, Colorado School of Public Health, University of Northern Colorado, Greeley, Colorado, United States of America

⁵Department of Sociology, Ohio State University, Columbus, Ohio, United States of America

*Corresponding author

Email: kyount@emory.edu (KY)

19 **Abstract**

20 We proposed and tested a feminist social-ecological theory about daughters' experience of
21 female genital mutilation/cutting (FGMC) in Egypt, where over 90% of women ages 15–49 are cut.
22 FGMC has potential adverse effects on demographic and health outcomes and has been defined as a
23 human-rights violation. Contextual factors are important determinants of FGMC, but an integrated
24 theory is lacking, and quantitative multilevel research is limited. We theorized that more favorable
25 community-level gender systems, including gender norms opposing FGMC *and* expanded
26 opportunities for women outside of the family, would be associated with a daughter's lower risk of
27 FGMC and would strengthen the negative association of a mother's opposition to FGMC with her
28 daughter's risk of cutting. Using a national sample of 14,171 mother-daughter dyads from the 2014
29 Egypt Demographic and Health Survey, we estimated multilevel discrete-time hazard models to test
30 these relationships. Community gender norms opposing FGMC had significant direct, negative
31 associations with the hazard that a daughter was cut, but women's opportunities outside the family
32 did not. Maternal opposition to FGMC was negatively associated with cutting a daughter, and these
33 associations were stronger where community opposition to FGMC and opportunities for women
34 were greater. Results provided good support for a gender-systems theory of the multilevel influences
35 on FGMC. Integrated, multilevel interventions that address gender norms about FGMC and
36 opportunities for women in the community, as well as beliefs about the practice among the mothers
37 of at-risk daughters may be needed for sustainable declines in the practice.

38 Introduction

39 *Female genital mutilation/cutting* (FGMC) refers to “procedures involving the partial or total removal of
40 the external female genitalia or other injury to the female genital organs for non-medical reasons”
41 (1). The practice—especially its more extensive forms—is associated with various health and
42 demographic outcomes, including elevated risks of an earlier age at first sex (2), sexual trauma and
43 dysfunction (3, 4), primary infertility (5), obstetric complications (6, 7), and marital dissatisfaction,
44 instability, and dissolution (2, 6, 8). The United Nations recognizes FGMC as a violation of human
45 rights (1), and Sustainable Development Goal 5.3 has established a global mandate to encourage
46 abandonment (9). Alongside legal and programmatic efforts to end FGMC (10), its prevalence has
47 declined in some places, remains common in at least 29 mostly African countries, and remains nearly
48 universal in eight countries, including Egypt (11, 12).

49 Community context influences various outcomes in childhood and adolescence related to
50 health (13, 14), sexual behavior (15), and early marriage (16). Research on FGMC has found that
51 community characteristics are associated with the practice among girls (17, 18), and most of this
52 research has focused on the normative context specific to FGMC. Yet, norms about FGMC are only
53 one aspect of a community gender system that includes structural constraints on women’s
54 opportunities outside of the family.

55 We advance research on FGMC in two ways. First, we offer an integrated explanatory
56 theory, focusing on two elements of a *community-level gender system*: the collective practice of FGMC as
57 a *gender norm* that upholds patriarchal family systems, and the *structural opportunities for women* outside
58 this family system. This framing highlights the salience of gender systems as an explanatory theory
59 of demographic (19-22) and life course (23, 24) processes. Defining and testing these elements of a
60 gender system also addresses debates about normative versus structural drivers of demographic and
61 behavioral change (25, 26), especially for gender-related outcomes, such as skewed sex ratios at birth,

62 girls' excess mortality, child marriage, and lowest-low fertility. Second, we apply rigorous multilevel
63 methods to assess how the elements of a community-level gender system are associated with the risk
64 that a daughter is cut, directly and by moderating the influence of a mother's FGMC attitudes and
65 experience.

66 Our study site is Egypt, where FGMC remains widespread despite legal prohibitions of the
67 practice. The 2014 Egypt Demographic and Health Survey (EDHS) provides rich data on FGMC
68 for all women respondents and their daughters (12, 27). This study fills conceptual and empirical
69 gaps in debates on the community influences on FGMC in what scholars have called the classic
70 patriarchal belt of the Middle East and North Africa (MENA) region. Our framework and findings
71 offer insights for multifaceted community interventions to further the abandonment of FGMC, and
72 other practices harmful to women and girls.

73 **Background**

74 **Prevalence, trends, and determinants of FGMC**

75 An estimated 200 million women and girls in 30 countries have experienced FGMC (28), although
76 estimates for the number affected vary (29). On the African continent, FGMC is practiced in at least
77 29 countries, with prevalence ranging from 1% in Cameroon and Uganda to 98% in Somalia (29).
78 Across 87 national surveys for 29 African countries, the prevalence of FGMC has declined
79 somewhat in more than half the countries; however, declines have been more pronounced in
80 countries with low-to-moderate prevalence than in countries with near-universal prevalence, such as
81 Egypt (11, 12, 29, 30).

82 Studies of the determinants of FGMC have focused on family or household
83 characteristics—a girl's immediate social context. In diverse settings, the daughters of mothers with
84 more schooling (31, 32) and living in wealthier households (11, 33) less often have been cut. Other

85 salient social contexts include religious and ethnic identities, social networks among women, and
86 marriage markets (17, 18, 34-36).

87 Few studies have examined the community-level sources of variation in FGMC. Yet, even
88 neighboring villages can harbor different attitudes and practices related to FGMC, suggesting an
89 influence of community context on girls' experiences (37). In the first multilevel analyses of FGMC,
90 the community prevalence of FGMC was directly, positively associated with a girl's risk of cutting in
91 Kenya (17) and modified the individual-level association of religious identity on this risk in Burkina
92 Faso (18). FGMC tends to be less common in urban than rural areas (11); however, such differences
93 may be reduced or reversed after accounting for other factors (17, 18, 32). The influences of gender-
94 related community characteristics are undertheorized and understudied.

95 **Community gender systems and FGMC: Integrating social norms** 96 **and feminist theories**

97 We propose an integrated, feminist, social-ecological framework, in which a *community-level gender*
98 *system* is our explanatory model (Fig 1). We describe how two elements of this gender system—*gender*
99 *norms about FGMC* and *extra-familial opportunities for women*—may influence a daughter's risk of FGMC,
100 directly and by conditioning the influence of maternal beliefs about and experience with the practice.

101 **Fig 1 Multilevel Influences on FGMC: Conceptual Model**

102 Fig 1 Legend. Solid arrows denote relationships of interest.

103 **Community gender norms about FGMC**

104 A *social norm* is a collective practice in a referent group that is motivated by two *social expectations* in
105 the group: the *empirical expectation* that others practice the behavior, and the *normative expectation* that
106 others think the practice should be upheld (38-41). A social norm is maintained through social
107 influence, or expectations that compliance will be rewarded with social acceptance, and non-

108 compliance will be punished with social rejection (41). Thus, complying with a social norm can be a
109 marker of social belonging (42-44), and sustaining the norm is a way to uphold these social ties as
110 distinct and valued (36).

111 In the case of FGMC, social norms theorists argue that the decision to cut or not to cut a
112 daughter will depend on parental perceptions of the collective practice and of the community's
113 social beliefs (42, 43). A mother (usually the parent most directly involved in decisions about
114 FGMC) may personally believe that FGMC is unnecessary or even harmful, but she may have her
115 daughter cut if she perceives that: FGMC is practiced in her community, others think it should be
116 practiced, and non-compliance will have negative social consequences for her daughter. That said,
117 this mother may not have her daughter cut if she believes that her uncut daughter will be socially
118 accepted. Social norms approaches, therefore, imply an interaction between personal beliefs and
119 community characteristics. In communities where normative expectations are strongly enforced,
120 opposing personal beliefs will have little influence on behavior. As normative expectations weaken, a
121 "tipping point" will be reached where the influence of personal opposition to FGMC can be
122 observed (42).

123 Social norms approaches to FGMC have some empirical support. The community-level
124 prevalence of FGMC, a proxy for empirical expectations about the practice, has been positively
125 associated with the risk of cutting a daughter in parts of Africa (17, 18). In communities in Egypt
126 and parts of Africa, public denunciations of FGMC have signaled changes in normative expectations
127 about the practice and have been thought to spur declines in prevalence (11, 45, 46). Such evidence
128 suggests that community-level empirical and normative expectations about FGMC matter; however,
129 the joint influences of these expectations are understudied, including whether a tipping point in
130 community opposition to FGMC is needed for maternal opposition to have an influence on a
131 daughter's risk of cutting (47, 48).

132 A limitation of social norms theory is its cursory discussion of FGMC as integral to norms
133 of womanhood. In many practicing societies, FGMC is performed to achieve normative
134 expectations about sex differentiation, feminine beauty, and women’s sexuality (3, 8, 49, 50). First,
135 women achieve social recognition by becoming less like men physically (49); thus, by removing the
136 “male parts” and sometimes enclosing the “female parts,” FGMC “feminizes” a girl’s body (49-51).
137 Second, FGMC helps to realize the feminine aesthetics of purity, smoothness, and cleanliness (49,
138 51). Third, by de-emphasizing (or controlling) women’s sexuality, FGMC accentuates women’s
139 reproductive role (49). In these ways, the collective practice of FGMC acts as a *gender norm*, involving
140 empirical expectations that most women are cut, normative expectations that *good women* are cut, and
141 enforcement by requiring it for marriage in a patriarchal family system.

142 **Community extra-familial opportunities for women**

143 The gender norm of FGMC also may persist alongside *institutionalized gender inequalities* that limit
144 women’s opportunities outside the patriarchal family (31, 52-54). These structural inequalities are
145 multifaceted, arising in social, economic, and political domains (55). Women’s social inequality
146 involves a lack of access to education and the means to act on their sexual and reproductive choices.
147 Women’s economic inequality involves a lack of access to activities and institutions involving the
148 production, distribution, and consumption of goods and services (56). Together, these
149 institutionalized gender inequalities limit women’s access to social and economic resources and
150 identities outside of the family, cementing women’s dependence on the security provided by (male)
151 family members and conformity to practices that uphold this system. The strength of
152 institutionalized inequality can be measured by the availability of *extra-familial opportunities* for women,
153 that is, by women’s access to social and economic resources outside of the family. In lower- and
154 middle-income settings, evidence of extra-familial opportunities for women may include higher
155 average schooling attainments, later average ages at first marriage, lower rates of arranged marriage,

156 and higher rates of participation in market work.

157 The availability of opportunities like these at the community level may allow mothers to see
158 real alternatives to having their daughters cut (31, 39, 57). Thus, a direct association may exist
159 between community extra-familial opportunities and a daughter's risk of FGMC. Social norms
160 theorists have questioned the influence of women's extra-familial opportunities on the risk of
161 FGMC, citing patriarchal settings where FGMC is not practiced and women's involvement in its
162 continuation (58). These arguments ignore feminist theory (59). First, different forms of patriarchy
163 exist and are upheld by different gender norms, which may or may not include FGMC. Second,
164 women's complicity in upholding harmful practices may reflect a survival strategy under patriarchy
165 (59), where mothers pursue the best available "options" for their daughters in the absence of real
166 alternatives. To the extent that greater extra-familial opportunities at the community level signal a
167 broader system of alternatives for women, they may reduce the perceived costs of violating norms
168 favoring FGMC. Thus, an interaction also may exist between personal beliefs and community
169 context, whereby mothers feel able not to have their daughters cut in contexts where women have
170 sources of social and economic security outside of marriage and the marital family.

171 **The Egyptian context**

172 In Egypt, FGMC remains nearly universal and a majority of women favor continuation. In 1995,
173 97% of ever-married women 15–49 years were cut, and the median age at cutting was 10 (60-63).
174 Since the criminalization of FGMC in 2008, the adjusted prevalence of FGMC in girls 15–19 years
175 declined little, from 94% in 2008 to 88% in 2014 (64). More than half of ever-married women 15–49
176 years supported continuation in 2008 (62%) and 2014 (58%) (64).

177 Here, FGMC is closely tied to expectations about gender identification, feminine beauty and
178 purity, and control of women's sexuality (32, 65-68). In Egyptian social systems, like many African
179 social systems, family and community are core institutions whose interests override those of an

180 individual. Patriarchal control and family honor are constructed through marriage and are sustained
181 through the social and sexual control of women. By ensuring a girl's virginity and conformity to
182 expectations of feminine modesty and aesthetics, FGMC is thought to enhance a daughter's
183 prospects for a suitable marriage (32). This way, FGMC operates as a gender norm that reflects and
184 reinforces a patriarchal family system.

185 In recent decades, minority Christian groups have begun to abandon FGMC while Islamist
186 groups have promoted FGMC as part of authentic Muslim womanhood (36). Thus, higher
187 percentages of Muslim than Christian women practice FGMC, intend to cut their daughters, and
188 view FGMC as desired by religion, "good" for the girl, cleansing or purifying, and protective against
189 sexual transgressions (32). Findings from the 2014 Survey of Young People in Egypt confirm that
190 Christian women and men are much less likely than Muslim women and men to report favorable
191 views about the practice (69). Thus, the emergence of FGMC as a symbol of authentic Muslim
192 womanhood has transformed the practice from a widespread gender norm to a gender norm aligned
193 more narrowly with Muslim identity (36).

194 In this context, opportunities for women outside the family remain limited. In 1981, Egypt
195 ratified the Convention on the Elimination of All Forms of Discrimination against Women
196 (CEDAW), but with reservations to the article on equality in marriage and family life (70). Child and
197 consanguineous or blood marriage remain common, and divorce remains rare (27). Namely, more
198 than 17% of women 20–24 years were married as children, and among the poorest and least
199 educated women, the median age at first marriage remains less than 19 years (27). One third (31%)
200 of ever-married women report consanguineous marriage, of which more than half are first-cousin
201 marriages (27). Child marriage and cousin marriage have been associated with women's lower
202 influence in household decisions (57, 71), which in turn, has been related to a woman's higher intent
203 to cut a daughter (72). Although women and men legally can seek divorce under certain conditions

204 (73), divorce remains stigmatized and rare, with less than 3% of women 35–49 years divorced in
205 2014 (27). Alongside women’s social dependence on marriage, their economic dependence also
206 remains high, as evidenced by lower rates than men of high school completion (33% versus 38%)
207 (27) and market work, especially after marriage and childbearing (74, 75).

208 **Summary and hypotheses**

209 In sum, an integrated feminist social-ecological theory situates the decision to cut or not to cut a
210 daughter within a *community gender system*. This system includes *gender norms* that uphold or challenge
211 patriarchal marriage systems and *extra-familial opportunities* available or not available to women. Both
212 elements of this gender system will directly influence a daughter’s risk of FGMC and will condition
213 the influence of a mother’s opposition to FGMC on the risk that her daughter is cut. Specifically:

214 *H1*. A daughter will have a lower adjusted hazard of FGMC in communities (a) that have a lower
215 prevalence of FGMC and more strongly oppose the practice, and (b) where women have more
216 extra-familial opportunities.

217 *H2*. A mother’s opposition to FGMC and non-cut status will be associated with a lower hazard of
218 her daughter being cut in communities (a) that have a lower prevalence of FGMC and more
219 strongly oppose the practice, and (b) where women have more extra-familial opportunities. In
220 communities with less favorable gender systems, maternal opposition to FGMC will not be
221 associated with a daughter’s risk of FGMC.

222 **Method**

223 **Sample and data**

224 The data source for this analysis was the 2014 EDHS. The DHS collects nationally representative
225 data from women of reproductive age and their households on household socioeconomic
226 conditions, women’s marriage and birth histories, schooling and work, and FGMC, among other

227 data. The DHS typically use a two-or three-stage probability sampling design, in which small
228 geographic areas are selected, followed by households and respondents within households. These
229 small-sample areas can serve as effective proxies for villages or neighborhoods (76).

230 The Ministry of Health and Population provided ethical approval for the 2014 EDHS, and
231 respondents provided verbal informed consent to participate (77). The data for this analysis were
232 publically available, de-identified secondary data provided by permission from Measure DHS.
233 Emory University's Institutional Review Board, therefore, considered this analysis exempt.

234 The 2014 EDHS included 883 sample clusters after excluding 42 (<1%) in Sinai for security
235 reasons. On average, 25 households per cluster were sampled. Within each household, all ever-
236 married women 15–49 years were interviewed, for a total sample size of 21,762 women. Because our
237 outcome was the FGMC experience of daughters, we treated the mother-daughter dyad as the
238 individual-level, or level-one, unit of analysis. The sample cluster was the community-level, or level-
239 two, unit of analysis. For mothers with more than one daughter, we randomly selected one daughter
240 for the analysis. Women with no daughters were included only in constructing level-two measures
241 (see below). After dropping mother-daughter dyads with missing data ($n=26$), the final sample size
242 was 14,171 mother-daughter dyads within households nested in 881 communities. On average, these
243 clusters included 16 mother-daughter dyads (ranging from 1 to 78 across clusters, with a standard
244 deviation of 8). Less than 1% of clusters included only 1 woman, 7.5% had ≤ 5 women, and 27%
245 had ≤ 10 women. For primary exposure variables, the community-level sample averaged 24 ever-
246 married women 20–49 years per cluster (ranging from 1 to 127 across clusters, with a standard
247 deviation of 13).

248 The 2014 EDHS collected three general types of data on FGMC. All ever-married women
249 15–49 years self-reported their experience with FGMC, including type and timing, and their personal
250 attitudes about FGMC. All ever-married mothers 15–49 years reported their daughters' experiences

251 with FGMC, including age of the event for cut daughters.

252 **Main variables**

253 **Outcome: Daughter's FGMC status**

254 Our outcome was the *daughter's experience of FGMC*. For each daughter aged 20 years or younger, the
255 mother reported whether her daughter was cut. If the response was “yes,” the mother reported the
256 daughter's age at cutting in years.

257 **Individual (level-one) exposure**

258 A measure for *maternal opposition to FGMC* was derived from a factor analysis of four items that
259 captured non-cutting and disfavorable attitudes about FGMC. The first item captured whether the
260 mother reported to be *uncut* (0=no, 1=yes). Inclusion of cutting status was justified conceptually and
261 empirically. First, the cut or uncut status of the mother arguably captured a preference for the
262 practice among her own parents (78, 79). Second, evidence from Egypt has shown a strong, positive
263 association of maternal FGMC status with maternal intent to cut a daughter and a daughter's risk of
264 being cut (32). We treated this item as dichotomous because self-reports of any versus no cutting are
265 reasonably reliable (60, 80, 81). The second and third items captured whether the mother believed
266 FGMC was *not* required by religion (0=no, 1=yes) and should *not* continue (0=no, 1=yes). For both
267 questions, the original response option ‘don't know’ was recoded as 0 so that unfavorable attitudes
268 about FGMC were clearly distinguished. Because of the strong association of Christian religion with
269 unfavorable attitudes about FGMC and non-cutting in Egypt (32, 36), we added a fourth item for
270 whether the mother was Christian (=1) or Muslim (=0). In random split-half samples, we used
271 exploratory factor analysis (EFA) and confirmatory factor analysis (CFA) to assess whether these
272 items reflected a unidimensional construct. A single-factor CFA model with all four items had an
273 adequate fit to the data (factor loadings 0.53–0.98, Root Mean Squared Error of Approximation

274 [RMSEA]=0.02, Comparative Fit Index [CFI]=0.99, Tucker-Lewis Index [TLI]=0.99, $\alpha = 0.65$) (82-
275 84).

276 **Community (level-two) exposures**

277 We considered four items to capture *community-level gender norms opposing FGMC*. Items were created
278 using data from all ever-married women 20–49 years in the community, a separate, non-overlapping,
279 cohort from the daughters ages 0–20 on which the outcome was observed. One measure of
280 empirical expectations about FGMC was the proportion of women in the community who were
281 *uncut*. Two measures of normative expectations about FGMC captured the proportions of women
282 agreeing that religion does *not* require FGMC and that it should *not* continue. The proportion of
283 women who were Christian was considered for the reasons described, above. In random split-half
284 samples of communities, we performed EFA and CFA to assess whether these four items reflected a
285 unidimensional construct. The proportion Christian did not adequately load and was dropped. A
286 single-factor CFA model with the remaining three items (85) had an adequate fit to the data (factor
287 loadings 0.72–0.99, RMSEA=0.12, CFI=0.93, TLI= 0.90, $\alpha = 0.89$). Although the 2014 EDHS had
288 a men’s sample, we used women’s responses to capture community gender norms about FGMC
289 because men often report less favorable attitudes about FGMC than do women (86, 87).

290 We also created a factor score for *women’s community-level extra-familial opportunities*. This score
291 was based on the proportions of ever-married women ages 20–49 in the community who had
292 completed secondary school or higher, had first lived with a spouse at age 18 or older, had married a
293 non-cousin, and had worked for cash or kind in the prior year. We considered adding a measure for
294 women’s ownership of land, but less than two percent of ever-married women 15–49 years owned
295 land in 2014 (77). We also considered aggregate scores for women’s freedom of movement and
296 influence in household decisions; however, questions on freedom of movement were not asked in
297 the EDHS 2014, and measures for freedom of movement and decision-making capture women’s

298 agency (54), not alternatives to marriage, a core element of our theory. In Egypt, women's age at
299 first marriage, schooling, and market work are positively associated with their agency (57). We
300 performed an EFA and a CFA in random split-half samples. A single-factor CFA model with all
301 four items had an adequate fit to the data (factor loadings 0.57–0.84, RMSEA=0.12, CFI=0.93,
302 TLI=0.90, $\alpha=0.68$).

303 **Level-one control variables**

304 We controlled for mother-daughter characteristics that have been associated with a daughter's risk
305 of experiencing FGMC. We included the daughter's birth year in calendar years to control for cohort
306 differences in FGMC risk (64), daughter's birth order among daughters (32), mother's age in years
307 (18, 32), father's schooling attainment (1=completed secondary or higher, 0=less than completed
308 secondary) (32, 88), and a DHS-created household wealth score dichotomized to capture the
309 wealthiest two quintiles (top 40%) versus the bottom 60% of households (29, 32).

310 We also controlled for a composite level-one measure for maternal opportunities. This
311 measure was derived from a factor analysis of four items: maternal reported age at first residence
312 with a spouse (0=17 or younger, 1=18 or older), non-cousin marriage (0=no, 1=yes), schooling
313 attainment (0=less than completed secondary, 1=completed secondary or more), and work outside
314 the home for cash or kind in the prior year (0=no, 1=yes). In random split-half samples, we
315 performed EFA and CFA to assess whether these items reflected a unidimensional construct. Non-
316 cousin marriage loaded poorly and was dropped. A single-factor CFA model with the remaining
317 three items had an adequate fit to the data (factor loadings 0.40–0.99, RMSEA=0.02, CFI=0.99,
318 TLI=0.99, $\alpha=0.48$).

319 **Level-two control variables**

320 We controlled for three community-level characteristics that could confound the relationship
321 between community norms, women's opportunities, and a daughter's risk of FGMC: the proportion

322 of households in the wealthiest two quintiles, defined above (17); urbanicity using DHS definitions
323 for urban versus rural locality (11, 32); and the proportion of ever-married women 15–49 years who
324 were Muslim (11, 36). All ever-married women 15-49 years were used to construct the last two
325 variables to control for a community’s religious and urban composition with all available data.

326 **Analyses**

327 The analysis was of de-identified secondary data, so the study was exempt from IRB review. We
328 began with descriptive analyses showing the characteristics of mother-daughter units in the sample
329 and variation in the characteristics of these units according to community-level opposition to
330 FGMC. All level-one descriptive statistics were weighted, and robust standard errors were estimated
331 to account for the stratified, cluster-sample design. We also presented point estimates and ranges for
332 community-level characteristics (unweighted because the DHS does not provide cluster-level
333 weights).

334 We used multilevel discrete-time hazard models to estimate associations of a daughter’s
335 hazard of FGMC with factor scores for maternal FGMC attitudes and status, community FGMC
336 norms, and community opportunities for women (89-91). Event-history models predict the
337 likelihood of FGMC at each age, accounting for the possibility that girls uncut at the survey may be
338 cut in the future. To facilitate model estimation, we used age-risk-sets, or multi-year periods of
339 exposure, rather than person-years as the unit of analysis. The multilevel structure of the models
340 accommodates the hierarchical nature of the data and avoids the problem of biased estimates of
341 precision that result from ignoring clustering within communities. All models were estimated using
342 STATA 14.1 (92).

343 Let η_{ijt} denote the log-odds of the baseline hazard of FGMC for the daughter of mother i
344 living in community j at daughter’s age t . Let A_{ijt} denote the daughter’s age risk set, specified as
345 T1=0–1 years, T2=2–11 years, T3=12–16 years, and T4=17–20 years to capture major age-specific

346 risk sets for FGMC in this setting (89-91, 93). Since the model estimated was a limited dependent
347 variable hazard model, we included all four age risk sets capturing ages 0–20 to provide maximum
348 information to estimate the hazard for each age risk set. Although the median age of cutting in 2014
349 in Egypt was 10.5 years among ever-married women ages 15–49 (77), the probabilities of cutting at
350 individual ages before age 10 ranged from .01 to .05 and were substantial enough that we did not
351 truncate the sample of girls to those ages 10 to 20. Let $FGMC_{ij}$ denote the mother’s FGMC attitudes
352 and status, N_j the community FGMC norms, and O_j the community extra-familial opportunities for
353 women. A general two-level discrete-time hazard model can be depicted as:

$$354 \quad \eta_{ijt} = \sum_{t=0}^T \gamma_t A_{ijt} + \gamma_F FGMC_{ij} + \gamma_N N_j + \gamma_O O_j + \gamma_{FN} FGMC_{ij} * N_j + \gamma_{FO} FGMC_{ij} * O_j + u_j \quad (1)$$

355 Equation (1) shows η_{ijt} as a function of the age risk set t of the daughter of mother i in community j ;
356 main exposure variables at level-one and level-two and their interactions; and random community-
357 specific contributions, u_j , which are assumed to be normally distributed with variance δ . The γ_t ’s
358 identify the logit hazard curve, and γ_F , γ_N , γ_O , γ_{FN} , and γ_{FO} , identify the effects associated with the
359 exposures and their interactions. Controls at level-one and level-two are added to Eq. (1) but are not
360 interpreted (94). Level-one variables were cluster-mean centered, and level-two variables were grand-
361 mean centered. The magnitude and significance of coefficients of the community-level attributes
362 provided tests of hypothesis 1, regarding direct community effects. The magnitude and significance
363 of coefficients of the interaction terms provided tests of hypothesis 2, regarding conditional
364 community effects.

366 To assess the “tipping point” hypothesis (42, 43, 95), significant cross-level interactions were
367 probed to detect the range of values for the community exposures for which maternal opposition to
368 FGMC was significantly associated with her daughter’s FGMC risk (96). Social norms theory
369 suggests that when community *support* for FGMC is high, even mothers who oppose the practice will
370 have their daughters cut; conversely, when community *opposition* to FGMC is high, and a new and

371 self-sustaining norm *against* FGMC emerges, the influence of maternal opposition to FGMC is
372 observed. The “tipping point” refers to the boundary levels of community opposition to FGMC or
373 community opportunities for women at which maternal opposition to FGMC is related significantly
374 to a daughter’s hazard of FGMC.

375 To assess the proportional odds assumption of these models, that all covariates have the
376 same effects for all age risk sets (93), we tested the significance of two-way interactions of all
377 covariates with the age-risk-set indicators (available on request). Our final models controlled for two
378 covariates with non-proportional effects, maternal opposition to FGMC and daughter’s birth year,
379 by retaining their interaction terms in the final model. For Muslim and living in an urban area, we
380 attempted to test the proportional error assumption that the logit-hazard curves of the communities
381 were parallel to one another, holding constant all predictors (93); however, the algorithm could not
382 produce estimates, perhaps because less than 1% of observations on these two variables were in the
383 last age-risk set.

384 We did not apply multilevel sampling weights to account for the unequal probabilities of
385 cluster and participant selection because the DHS does not provide cluster-level sampling weights
386 (97). In a similar single-level analysis that incorporated individual-level sampling weights and
387 stratification information, inferences were robust to the inclusion or exclusion of weights.

388 **Results**

389 **Characteristics of the mother-daughter sample**

390 On average, daughters were eight years old at the time of the survey (born in 2005), and either the
391 first- or second-born daughter (Table 1). At the time of the survey, 20% of daughters had been cut,
392 and, as expected, this prevalence was monotonically higher across age groups of daughters, with less
393 than 1% of 0–1 year-olds, 6% of 2–11 year-olds, 49% of 12–16 year-olds, and 65% of 17–20 year-

394 olds cut.

395 **Table 1. Characteristics of Ever-Married Mothers 15–49 Years and their Daughters 0–20 Years, 2014**
 396 **Egypt Demographic and Health Survey (*N* = 14,171 mother-daughter dyads).**

	Full Sample			Distribution of mother-daughter dyads by community % of ever-married women 20-49 years saying FGMC should NOT continue		
	<i>M</i>	<i>SD</i>	Range	Lowest tertile of community opposition (<i>n</i> =4,628)	Middle tertile of community support (<i>n</i> =4,802)	Highest tertile of community opposition (<i>n</i> =4,741)
Daughter's Characteristics						
Daughter experienced FGMC	.20	.40	0 to 1	.35	.21	.07
Daughter 0 – 1 experienced FGMC	.002	.04	0 to 1	.03	.01	.00
Daughter 2 – 11 experienced FGMC	.06	.24	0 to 1	.22	.06	.01
Daughter 12 – 16 experienced FGMC	.49	.50	0 to 1	.63	.36	.10
Daughter 17 – 20 experienced FGMC	.65	.47	0 to 1	.89	.66	.27
Age in Years	7.91	5.75	0 to 20	7.84	7.79	7.97
Birth Year	2005.49	5.75	1994 to 2014	2005.58	2005.60	2005.15
Birth Order among Daughters	1.31	0.61	1 to 6	1.36	1.30	1.30
Maternal FGMC Status and Attitudes about FGMC						
Mother Experienced FGMC	.93	.25	0 to 1	.99	.96	.77
FGMC Required by Religion						
Yes	.53	.50	0 to 1	.70	.54	.28
No	.30	.46	0 to 1	.17	.27	.53
Don't Know	.18	.38	0 to 1	.13	.19	.20
FGMC Should Continue						
Yes	.60	.49	0 to 1	.85	.61	.26
No	.30	.46	0 to 1	.11	.27	.58
Don't Know	.10	.30	0 to 1	.04	.11	.15
Maternal Demographic Characteristics						
Age in Years	33.60	7.53	15 to 49	33.38	33.63	34.25
Married	.95	.21	0 to 1	.96	.95	.95
Religion is Muslim	.96	.19	0 to 1	.98	.96	.95
Household Wealth						
Poorest	.19	.39	0 to 1	.32	.18	.08
Poorer	.20	.40	0 to 1	.30	.19	.08
Middle	.22	.41	0 to 1	.21	.22	.13
Richer	.21	.40	0 to 1	.12	.24	.25
Richest	.19	.39	0 to 1	.05	.18	.47
Living in Urban Area	.35	.48	0 to 1	.18	.40	.72
Husband Completed Secondary School or Higher	.56	.50	0 to 1	.53	.56	.65
Maternal Extra-Familial Opportunities						
Completed Secondary School or Higher	.52	.50	0 to 1	.42	.52	.67
Age at First Spousal Coresidence 18+	.82	.39	0 to 1	.73	.84	.88
No Cousin Marriage	.67	.47	0 to 1	.54	.67	.77
Worked for Cash or Kind	.15	.35	0 to 1	.11	.16	.18

Factor Scores

Maternal Opposition to FGMC	.09	.57	-.49 to 1.86	-.16	.05	.48
Maternal Extra-Familial Opportunities	-.08	.49	-1.02 to 1.13	-.23	-.07	.10

Note: All means, proportions, and SDs are weighted.

397 On average, mothers were 34 years old, married (95%), Muslim (96%), living in a rural area
 398 (65%), and had a spouse who completed secondary school (56%) (Table 1). A majority of mothers
 399 had completed secondary school (52%) and were age 18 or older when they began living with a
 400 spouse (82%). Only 15% had worked for cash or kind in the prior year. All mothers had heard of
 401 FGMC, most were cut (93%), and a majority felt FGMC was required by religion (53%) and should
 402 continue (60%).

403 The characteristics of daughters and mothers differed across communities with the lowest,
 404 middle, and highest opposition to FGMC, measured as tertiles of the community proportion of
 405 ever-married women 20–49 years believing that FGMC should not continue (Table 1). Only 7% of
 406 daughters were cut in communities with the highest opposition to FGMC, compared to 21% and
 407 35% of daughters being cut in communities where opposition to FGMC was moderate or low,
 408 respectively. Also, the percentages of mothers who were cut (99% to 96% to 77%), believed that
 409 FGMC was required by religion (70% to 54% to 28%), and believed that FGMC should continue
 410 (85% to 61% to 26%) were monotonically lower with higher community opposition to FGMC
 411 (Table 1). Maternal secondary schooling, work for cash or kind, and first spousal co-residence at age
 412 18 or older were more common in communities with high opposition to FGMC than in
 413 communities with low or moderate opposition to FGMC. Mothers whose spouse had the least
 414 schooling, who lived in the poorest households, and who lived in rural areas tended to be in
 415 communities with the lowest opposition to FGMC (Table 1).

416 Characteristics of communities

417 About half of communities (51%) were urban (Table 2). In the average community, a

418 majority of women were Muslim (96%), first lived at age 18 or older with a spouse (85%), married a
 419 non-cousin (68%), had completed secondary school (57%), and lived in the wealthiest 40% of
 420 households (52%); however, a minority of women had worked for cash or kind in the prior year
 421 (16%), were uncut (11%), believed that FGMC should stop (36%), and believed that religion did not
 422 require FGMC (34%).

Table 2. Level-Two Community Characteristics, 2014 Egypt Demographic and Health Survey (N = 881 Communities)

	Mean	SD	Range
1 Prop. of ever-married women 15–49 years who were Muslim	.96	.10	0 to 1
2 Prop. of households in the top 40%th percentile on wealth	.52	.43	0 to 1
3 Prop. of ever-married women 15-49 years living in urban area	.51	.50	0 to 1
4 <i>Community FGMC Gender Norms Factor Score</i>	.00	1.0	-1.50 to 2.71
5 Prop. of ever-married women 20–49 years NOT cut	.11	.17	0 to 1
6 Prop. of ever-married women 20–49 years saying FGMC should STOP	.36	.24	0 to 1
7 Prop. of ever-married women 20–49 years saying religion does NOT require FGMC	.34	.22	0 to 1
8 <i>Community Extra-Familial Opportunities Factor Score</i>	.00	.93	-2.20 to 2.40
9 Prop. of ever-married women 20–49 years with age at first spousal coresidence 18+	.85	.13	0 to 1
10 Prop. of ever-married women 20–49 years married to a non-cousin	.68	.18	0 to 1
11 Prop. of ever-married women 20–49 years with secondary education or higher	.57	.24	0 to 1
12 Prop. of ever-married women 20–49 years working for cash or kind in the prior year	.16	.12	0 to 1

423 **Multilevel discrete-time hazard results**

424 Results of multilevel discrete-time hazard models for a daughter’s risk of FGMC are in Table
 425 3. Model 1, the unconditional model, includes dummy variables for daughter’s age risk sets. Model 2
 426 adds level-one and level-two explanatory variables. Model 3 adds hypothesized cross-level
 427 interactions. Model 4 adds level-one and level-two control variables and significant two-way
 428 interactions between age risk sets and covariates to adjust for the non-proportional effects of the
 429 latter.

430 **Table 3. Two-Level Discrete-Time Hazard Models Predicting Daughter's Risk of FGMC,**
 431 **2014 Egypt Demographic and Health Survey (N = 14,171 mother-daughter pairs).**

Included Variables	<u>Model 1</u>		<u>Model 2</u>		<u>Model 3</u>		<u>Model 4</u>	
	Coef	SE	Coef	SE	Coef	SE	Coef	SE
<i>Daughter Age Risk Set</i> (ref. 0 to 1) 2 to 11	3.68***	.10	3.73***	.10	3.72***	.10	3.21***	.11

12 to 16	4.59***	.11	4.83***	.12	4.84***	.12	2.86***	.26
17 to 20	.34	.72	.76	.72	.77	.72	-.41	7.67
<i>Level-One Maternal Explanatory Variable</i>								
Opposition to FGMC (CM)			-1.48***	.06	-1.53***	.07	-0.82**	.26
<i>Level-Two Explanatory Variables</i>								
Comm. FGMC Gender Norms (GM)			-1.37***	.07	-1.44***	.08	-2.04***	.11
Comm. Extra-Familial Opportunities (GM)			-.04	.07	-.10	.07	.07	.11
<i>Cross-Level Interactions: Maternal Opposition to FGMC (CM)</i>								
x Comm. FGMC Gender Norms (GM)					-.17†	.10	-.29*	.12
x Comm. Extra-Familial Opportunities (GM)					-.32***	.09	-.41***	.11
<i>Level-One Daughter Covariates</i>								
Birth Year (GM)							-.03*	.02
Birth Order among Daughters (CM)							.17**	.05
<i>Level-One Maternal Covariates</i>								
Extra-Familial Opportunities (CM)							-.05	.08
Age in Years (GM)							.00	.01
Husband Secondary School or Higher (CM)							-.25***	.07
HH Wealth Index: Top 40% (CM; ref. Bottom 60%)							-.11	.12
<i>Level-Two Covariates</i>								
Proportion Living in an Urban Area (GM)							1.40***	.27
Proportion Muslim (GM)							-3.31***	.61
HH Wealth Index: Proportion in Top 40% (GM)							-1.68***	.38
<i>Age-Risk-Set Interactions: Maternal Opposition to FGMC (CM)</i>								
x Daughter age 2 to 11							-.76**	.27
x Daughter age 12 to 16							-1.52***	.30
x Daughter age 17 to 20							-2.81	2.27
<i>Age-Risk-Set Interactions: Daughter's Birth Year (GM)</i>								
x Daughter age 2 to 11							-.33***	.02
x Daughter age 12 to 16							-.37***	.03
x Daughter age 17 to 20							-.13	.72
Constant	-5.62	***	.11	-5.86	***	.11	-5.91	***
Level-Two residual variance, δ	2.06	***	.16	1.06	***	.09	1.06	***
Chi-Square	1728.02		2351.62		2336.17		2876.94	
AIC	13963.72		12785.87		12756.91		9657.34	
BIC	14005.08		12852.04		12839.63		9864.14	

*** $p \leq .001$, ** $p \leq .01$, * $p \leq .05$, † $p \leq .10$

432 In Models 1–4, the hazard of FGMC among daughters was higher among 2–11 and 12–16-
433 year-olds than among 0–1-year-olds (the reference group). The hazard was comparable between 17–
434 20 and 0–1 year-olds. In unconditional models with single-year age dummies (available on request),
435 the hazard of FGMC appeared to peak at age 12.

436 In Model 2, consistent with hypothesis 1 regarding community influences, community
437 FGMC norms were negatively associated with the hazard that a daughter was cut. Specifically, a
438 daughter living in a community with less favorable FGMC norms among women had a lower hazard
439 of experiencing FGMC. However, living in a community with more extra-familial opportunities for
440 women had no significant direct association with the hazard that a daughter was cut. Stronger
441 maternal opposition to FGMC (her non-cutting and more unfavorable attitudes) was associated with
442 a lower hazard of FGMC for her daughter.

443 In Model 3, both cross-level interactions were at least marginally significant, meaning the
444 association of maternal opposition to FGMC with her daughter’s hazard of FGMC depended on
445 community FGMC norms and opportunities for women. In Model 4, with controls, associations of
446 interest were robust, and sometimes larger, such as the interaction of community FGMC norms with
447 maternal opposition. This finding suggests that some covariates, such as the community proportions
448 urban, Muslim, and with the wealthiest 40% of households, may be negative confounders.

449 Based on Model 4, we graphed the simple slope (or estimated coefficient) and its 95%
450 confidence bands for the relationship between a mother’s level of opposition to FGMC and her
451 daughter’s predicted logit hazard of FGMC, conditional on the level of community opposition to
452 FGMC (Fig 2). These estimates were generated for the age-risk-set 2–11, with the highest risk of
453 cutting, and other covariates in the model were held constant at zero. Fig 2 shows that the slope for
454 maternal opposition to FGMC was more negative in communities with stronger opposition to
455 FGMC. Specifically, maternal opposition to FGMC was more protective against a daughter’s risk of

456 FGMC in communities that more strongly opposed FGMC. Using the online tool of Preacher and
457 colleagues (96), we found that the relationship of maternal opposition to daughter's FGMC was
458 significant in communities where opposition to FGMC was 3.18 SD below the grand mean or
459 higher (Fig 2). Thus, in communities where opposition to FGMC was *weakest* (3.18 SD below the
460 grand mean or lower), maternal opposition to FGMC was unrelated to her daughter's FGMC
461 hazard, consistent with the idea that opposition to FGMC must reach a "tipping point" before
462 mothers who oppose FGMC enact their preferences. In this sample, only one community would
463 have a value less than 3.18 SD below the community grand mean of FGMC opposition, however.

464 **Fig 2 Predicted logit hazard of FGMC for the age-risk-set 2–11 years, Egypt 2014**

465 Fig 2 Legend. Estimated logit hazards are generated from Table 3, Model 4 as a function of maternal
466 opposition to FGMC at different levels of community norms opposing FGMC

467 Fig 3 shows a similar plot for the relationship of a mother's level of opposition to FGMC
468 with her daughter's predicted hazard of FGMC across communities with different levels of
469 opportunities for women, for the age-risk-set 2–11. The downward slope in the plot shows that the
470 coefficient for maternal opposition to FGMC, again, was more negative in communities with more
471 opportunities for women. Specifically, maternal opposition to FGMC was more protective against a
472 daughter's risk of FGMC in communities where women had more opportunities outside of
473 marriage. The coefficients for maternal opposition to FGMC were significant in communities with
474 extra-marital opportunities 2.79 SD below the mean level of opportunity or higher. Thus, in addition
475 to a critical mass of opposition to FGMC, as predicted by social norms theory, there appears to be a
476 "tipping point" of women's opportunity, as well. In communities below this tipping point, mothers
477 who oppose FGMC are less likely to enact their preferences. Again, in this sample, only two
478 communities would have a value less than 2.79 SD below the community grand mean of women's
479 opportunity. Results for the other age risk sets are consistent.

480 **Fig 3 Predicted logit hazard of FGMC for the age-risk-set 2–11 years, Egypt 2014**

481 Fig 3 Legend. Estimated logit hazards are generated from Table 3, Model 4 as a function of maternal
482 opposition to FGMC at different levels of community opportunity for women.

483 **Discussion**

484 This analysis was the first to test an integrated gender-systems theory for the community-
485 level influences on the hazard that a daughter experiences FGMC in a North African country that
486 historically has adhered to a classic patriarchal family system (59). We examined to what extent
487 norms opposing FGMC and more extra-familial opportunities for women in the community were
488 associated with a girl's lower risk of FGMC. We also assessed to what extent maternal opposition to
489 FGMC was more strongly associated with the hazard of cutting a daughter in communities with
490 more unfavorable FGMC norms and greater extra-familial opportunities for women. We leveraged
491 rich data on FGMC from the 2014 Egypt DHS, which is well suited for multilevel analyses of
492 community characteristics.

493 As expected, more unfavorable FGMC norms in the community were directly associated
494 with a lower hazard that a daughter was cut (*H1*). However, extra-familial opportunities for women
495 in the community were not directly associated with this hazard. Still, as expected, maternal
496 opposition to FGMC was more negatively associated with the hazard that a daughter was cut in
497 communities with more unfavorable FGMC norms and greater extra-familial opportunities for
498 women (*H2*). These findings were robust to the inclusion of controls, and therefore, provide good
499 support for a gender-systems theory of the multilevel influences on FGMC. Thus, mothers who
500 oppose FGMC are less likely to have their daughter cut if they live in a community that more
501 strongly opposes FGMC and offers more opportunity for women outside the family.

502 Results were mixed about there being a “tipping point” in community FGMC norms and
503 women's opportunities above which maternal opposition to FGMC reduces a daughter's hazard of

504 FGMC. In most age risk sets, the coefficient for the relationship of maternal opposition to FGMC
505 with a daughter's risk of FGMC was significant and negative, even in communities that strongly
506 favored FGMC and had limited opportunities for women, relative to the average community in
507 Egypt. Evidence supporting a "tipping point" was strongest only for the youngest age risk set (0–1),
508 in which the probability of FGMC was very low.

509 Egypt provides a salient test case for our theory, being the country with the largest number
510 of girls and women who have been cut and a persistently high prevalence of FGMC (11). In
511 countries where more variation in the practice of FGMC exists, and thus a wider range of
512 community normative contexts, we might expect an even stronger association of an unfavorable
513 community gender system with daughter's risk of FGMC. Yet, some distinctive features of the
514 Egyptian context may make it difficult to generalize results across all countries where FGMC is
515 practiced. Egypt has a strong national identity dominated by a single ethnic group and a single
516 religion, although with visible minority groups (36). Thus, the nature of social identity and the
517 relationship of FGMC to a sense of group belonging may differ in Egypt than in the multiethnic
518 states that dominate sub-Saharan Africa. Moreover, although there is a large rural population in
519 Egypt, the Egyptian economy is more diversified and less dependent on subsistence agriculture than
520 are the economies of other countries where FGMC is common. The greater economic opportunity
521 outside family-based agriculture, coupled with persistent elements of classic patriarchy that reinforce
522 women's economic dependence on male family members (59), may make expanded opportunities
523 for women outside the family more consequential in Egypt than in other contexts (34). Comparative
524 research to address these questions is warranted. Also, conditions surrounding the practice of
525 FGMC in diaspora communities, where the maintenance of gender norms is tied to questions of
526 cultural preservation and immigrant integration, may be distinct and require specific theorization.

527 **Limitations and implications for research**

528 This analysis was not without limitations, which can inform recommendations for research.
529 First, the cross-sectional design of the DHS limited our ability to establish the timing of community-
530 level characteristics before the onset of a daughter’s risk of cutting. We addressed this limitation by
531 constructing community-level factors using data from ever-married women 20–49 years, an older
532 cohort than the one for which the FGMC outcome was observed. Still, if the composition of a
533 community changed substantially or if families moved between a daughter’s birth and the survey,
534 our community-level measures may have misrepresented the salient factors at the time of decision-
535 making about FGMC. This measurement error would tend to reduce the precision of estimates and
536 downwardly bias coefficients. Re-estimating final models without the oldest daughters (15–20 years)
537 confirmed that the relationship of community FGMC norms with a daughter’s risk of FGMC was
538 stronger. Thus, longitudinal surveys are needed to measure time-varying community characteristics
539 before the onset of a daughter’s risk of FGMC.

540 Second, the DHS sample cluster was a proxy for “community.” The DHS is not designed
541 for aggregation at the cluster level, and sample averages may produce imprecise estimates of true
542 cluster characteristics, especially when the number of women per cluster is small and the intra-class
543 correlation (ICCs) of the predictors is low (98). Depending on the characteristic being estimated,
544 sample means also may produce biased estimates if the degree of precision is related to other
545 community characteristics. In this sample, the mean cluster size was 24 ever-married women 20–49
546 years (range 1–127, SD 13). Estimated ICCs for community opportunities and community norms
547 were .30 and .27, respectively, above the .20-level at which bias becomes unacceptable for the
548 standard DHS cluster size of 25 respondents (98). Still, the average cluster size was small, so we
549 cannot state definitively the level of the bias of cluster-level estimates without conducting
550 simulations. Prior simulations have shown that the bias produced by using DHS sample clusters to
551 estimate community characteristics is small (98). Surveys intended for multilevel analyses should

552 draw separate within-community samples that are large enough to construct unbiased estimates of
553 community-level characteristics that are measured by aggregating individual responses (99).

554 Third, a conceptual concern with using the DHS sample cluster as the measure of
555 community is that the cluster may not capture the multiple social communities in which mother-
556 daughter pairs are embedded (38). Network, spatial, and qualitative data to measure women's
557 overlapping activity spaces and social-group memberships would offer a more nuanced
558 understanding of the relevant socio-contextual influences on a daughter's risk of cutting.

559 Fourth, our measure for women's community-level opportunities relied on indicators of
560 schooling attainment, engagement in market work, and age at first residence with a spouse. These
561 measures are important but may not capture the range of women's local opportunities, nor women's
562 experience of opportunity. More contextualized community-level measures of women's
563 opportunities, or empowerment, may influence more strongly a daughter's risk of FGMC.

564 Fifth, the community-level exposures of interest were correlated, such that communities
565 tending to disfavor FGMC also tended to have more opportunities for women. Our theory of
566 gender systems predicted some correlation among these measures and their distinct influences; still,
567 distortion due to multi-collinearity may be a concern. In descriptive analyses, these community-level
568 exposures had an estimated Pearson pairwise correlation of 0.64; however, in models using only one
569 of the two community-level exposures, standard errors for the two community measures changed
570 very little in these models, suggesting that collinearity was not a major problem. Thus, these
571 constructs arguably were correlated but distinct components of a community gender system.

572 Finally, our analysis focused on two levels—the mother-daughter pair and the community.
573 Yet, the influences of regional or national conditions warrant consideration. In sensitivity analyses,
574 results for primary explanatory variables were robust to including region fixed effects in our final
575 model. Since our primary interest was in community norms, community opportunity structures, and

576 cross-level interactions, we retained the more parsimonious model without regional dummies. In
577 future analyses, comparing individual, community, and national influences on a daughter's FGMC
578 risk would reflect a comprehensive ecological model of change.

579 **Implications for policies and programs**

580 Our findings have several implications for policies and programs. Community-level
581 opposition to FGMC had a direct association with daughter's FGMC risk and strengthened the
582 protective effect of maternal opposition to FGMC. This finding corroborates evidence from
583 TOSTAN, a quasi-experimental intervention study of the relationship between a human-rights-
584 based community empowerment and educational curriculum and girls' risk of experiencing FGMC.
585 In TOSTAN, communities were engaged in participatory dialogues and community-based activities
586 grounded in the principles of human rights, democratic processes, and women's health, among other
587 topics. At the completion of these dialogues, communities deliberated and spearheaded collective
588 decisions about abandoning harmful practices, including FGMC, and engaged neighboring
589 communities to adopt the same new norms. The study showed evidence of diffusion of
590 abandonment from program participants to non-participants and more unfavorable attitudes about
591 FGMC and lower prevalence of cutting girls in intervention than comparison areas (100). Thus,
592 interventions aimed at changing collective perceptions of FGMC—such as community pledges to
593 reject FGMC—may have multiplicative impacts on daughters' outcomes.

594 Community-level opportunities for women were not directly associated with daughter's
595 FGMC risk, but our results imply that improving opportunities for women may reduce the risk of
596 FGMC among daughters whose mothers oppose the practice. Thus, future community-based
597 interventions might consider joint activities that involve informal educational opportunities and
598 training in income-generating activities for mothers. Future research should explore the joint
599 influence of community FGMC norms among men on the risk of FGMC among daughters and

600 whether engaging men in community-based programs would help to accelerate the abandonment of
601 FGMC. Going forward, practitioners should consider intervention packages that address community
602 gender norms specific to FGMC and that provide enabling resources to mothers, which empower
603 them collectively to imagine alternatives to dependence on marriage in the life course trajectories of
604 their daughters. Any effort to shift gender norms and opportunity structures will be most effective if
605 it attempts to respect the values of local communities.

606 Despite the importance of community context, we also found that maternal opposition to
607 FGMC was protective for daughters at most ages, even in communities that strongly opposed
608 change. Thus, even where community-level interventions are infeasible, interventions focused on the
609 beliefs of individuals may support change. Individual-level interventions might include provider
610 support for non-cutting during clinic visits, or one-on-one support from outreach workers or
611 religious leaders.

612 **Conclusion**

613 Results provide good support for a gender-systems theory of the multilevel influences on
614 FGMC. Integrated, multilevel interventions that address community-level gender norms about
615 FGMC, community-level opportunities for women outside the family, and personal beliefs about
616 FGMC among mothers of at-risk daughters may be needed for sustainable declines in the practice.

617 **Acknowledgements**

618 Assistance from Kanghong Shao in data preparation is appreciated. This research was supported by
619 research grant 1R21HD086762-01/02 (PIs Yount and Hayford). Funding also was received from
620 the National Center on HIV/AIDS, Viral Hepatitis, STD, and TB Prevention, Centers for Disease
621 Control and Prevention; Health Resources and Service Administration in support of the Health
622 Policy Leadership Fellowship in the Satcher Health Leadership Institute at Morehouse School of
623 Medicine; and Ohio State University's Institute for Population Research (P2c-HD058484). This
624 manuscript was prepared while Dr. Laurie James-Hawkins and Dr. Rose Grose were post-doctoral
625 fellows in the Hubert Department of Global Health at Emory University.

626 **References**

- 627 1. World Health Organization Department of Reproductive Health and Research. Eliminating
628 female genital mutilation: an interagency statement UNAIDS, UNDP, UNECA, UNESCO,
629 UNFPA, UNHCHR, UNHCR, UNICEF, UNIFEM, WHO. 2008.
- 630 2. Yount KM, Abraham BK. Female genital cutting and HIV/AIDS among Kenyan women.
631 *Studies in Family Planning*. 2007;38(2):73-88.
- 632 3. Battle J, Hennink M, Yount K. Influence of female genital cutting on sexual experiences in
633 southern Ethiopia. *International Journal of Sexual Health*. 2017;29(2):173-86.
- 634 4. Berg RC, Denison E. Does female genital mutilation/cutting (FGM/C) affect women's
635 sexual functioning? A systematic review of the sexual consequences of FGM/C. *Sexuality research
636 and social policy*. 2012;9(1):41-56.
- 637 5. Almroth L, Elmusharaf S, El Hadi N, Obeid A, El Sheikh MA, Elfadil SM, et al. Primary
638 infertility after genital mutilation in girlhood in Sudan: a case-control study. *The Lancet*.
639 2005;366(9483):385-91.
- 640 6. Berg R, Odgaard-Jensen J, Fretheim A, Underland V, Vist G. An updated systematic review
641 and meta-analysis of the obstetric consequences of female genital mutilation/cutting. *Obstetrics and
642 gynecology international*. 2014;2014.
- 643 7. Berg RC, Underland V. The obstetric consequences of female genital mutilation/cutting: a
644 systematic review and meta-analysis. *Obstetrics and Gynecology International*. 2013;2013.
- 645 8. Yount KM, Balk DL. A Demographic Paradox: Causes and Consequences of Female
646 Genital Cutting in Northeastern Africa, in (ed.) , pp. In: Segal MT, Demos V, Kronenfeld JJ, editors.
647 *Gendered Perspectives on Reproduction and Sexuality (Advances in Gender Research)*. 8: Emerald
648 Group Publishing Limited; 2004. p. 199-249.

- 649 9. United Nations General Assembly. Transforming our World: The 2030 Agenda for
650 Sustainable Development. New York: United Nations; 2015. Report No.: A/RES/70/1.
- 651 10. World Health Organization, United Nations Office on Drugs and Crime, United Nations
652 Development Program. Global Status Report on Violence 2014. Geneva, CH: World Health
653 Organization; 2014.
- 654 11. United Nations Children's Fund (UNICEF). Female genital mutilation/cutting: A statistical
655 overview and exploration of the dynamics of change. New York, NY: UNICEF; 2013.
- 656 12. Yoder PS, Wang S, Johansen E. Estimates of female genital mutilation/cutting in 27 African
657 countries and Yemen. *Studies in Family Planning*. 2013;44(2):189-204.
- 658 13. Lei L. The impact of community context on children's health and nutritional status in China.
659 *Social Science & Medicine*. 2017;179:172-81.
- 660 14. Wickrama K, Bryant CM. Community context of social resources and adolescent mental
661 health. *Journal of Marriage and Family*. 2003;65(4):850-66.
- 662 15. Stephenson R, Simon C, Finneran C. Community factors shaping early age at first sex among
663 adolescents in Burkina Faso, Ghana, Malawi, and Uganda. *Journal of health, population, and*
664 *nutrition*. 2014;32(2):161.
- 665 16. Pankhurst A, Tiemelissan A, Chuta N. The interplay between community, household and
666 child level influences on trajectories to early marriage in Ethiopia: Evidence from Young Lives.
667 2016.
- 668 17. Hayford SR. Conformity and Change: Community Effects on Female Genital Cutting in
669 Kenya. *Journal of Health and Social Behavior*. 2005;26 (2):121-40.
- 670 18. Hayford SR, Trinitapoli J. Religious differences in female genital cutting: a case study from
671 Burkina Faso. *Journal for the Scientific Study of Religion*. 2011;50(2):252-71.

- 672 19. Garcia B, editor. Women, Poverty, and Demographic Change. Oxford: Oxford University
673 Press; 2000.
- 674 20. Mason KO. The impact of women's position on demographic change during the course of
675 development. In: Federici N, Mason KO, Sogner S, editors. Women's position and demographic
676 change. Oxford, England: Clarendon Press; 1993.
- 677 21. Presser H, Sen G. Women's empowerment and demographic processes: Moving beyond
678 Cairo. Oxford: Oxford University Press; 2000.
- 679 22. Safilios-Rothschild C. Female power, autonomy and demographic change in the Third
680 World. In: Anker R, Buvinic M, Youssef N, editors. Women's roles and population trends in the
681 Third World. London: Croom Helm; 1982. p. 117-32.
- 682 23. Moen P. The gendered life course. In: Binstock RH, George LK, editors. Handbook of
683 aging and the social sciences 2001. p. 179-96.
- 684 24. National Research Council Committee on Population. Growing up global: The changing
685 transitions to adulthood in developing countries: National Academies Press; 2005.
- 686 25. Palloni A. Diffusion in sociological analysis. Diffusion processes and fertility transition:
687 Selected perspectives. 2001:67-114.
- 688 26. Lesthaeghe R. A century of demographic and cultural change in Western Europe: An
689 exploration of underlying dimensions. Population and development Review. 1983:411-35.
- 690 27. Ministry of Health and Population [Egypt], El-Zanaty and Associates [Egypt], ICF
691 International. Egypt Demographic and Health Survey 2014. Cairo, Egypt and Rockville, Maryland,
692 USA: Ministry of Health and Population and ICF International; 2015.
- 693 28. United Nations Children's Fund (UNICEF). Female Genital Mutilation/Cutting: A Global
694 Concern. New York: UNICEF; 2016.

- 695 29. Andro A, Lesclingand M, Grieve M, Reeve P. Female genital mutilation. Overview and
696 current knowledge. *Population*. 2016;71(2):224-311.
- 697 30. Sipsma HL, Chen PG, Ofori-Atta A, Ilozumba UO, Karfo K, Bradley EH. Female genital
698 cutting: Current practices and beliefs in western Africa. *Bulletin of the World Health Organization*.
699 2012;90(2):120-7.
- 700 31. Van Rossem R, Meekers D, Gage AJ. Women's position and attitudes towards female genital
701 mutilation in Egypt: A secondary analysis of the Egypt demographic and health surveys, 1995-2014.
702 *BMC Public Health*. 2015;15(1):874.
- 703 32. Yount KM. Like Mother, Like Daughter? Female Genital Cutting in Minia, Egypt. . *Journal*
704 *of Health and Social Behavior*. 2002;43(3):336-58.
- 705 33. Boyle EH, McMorris BJ, Gomez M. Local conformity to international norms the case of
706 female genital cutting. *International Sociology*. 2002;17(1):5-33.
- 707 34. Grose RG, Hayford SR, Cheong YF, Garver S, Kandala N-B, Yount KM. Community
708 Influences on Female Genital Mutilation/Cutting in Kenya: Norms, Opportunities, and Ethnic
709 Diversity. *Journal of health and social behavior*. 2019;60(1):84-100.
- 710 35. Shell-Duncan B, Wander K, Hernlund Y, Moreau A. Dynamics of change in the practice of
711 female genital cutting in Senegambia: testing predictions of social convention theory. *Social Science*
712 *& Medicine*. 2011;73(8):1275-83.
- 713 36. Yount KM. Symbolic gender politics, religious group identity, and the decline in female
714 genital cutting in Minya, Egypt. *Social Forces*. 2004;82(3):1063–90.
- 715 37. Leonard L. “We did it for pleasure only”: Hearing alternative tales of female circumcision.
716 *Qualitative Inquiry*. 2000;6(2):212-28.
- 717 38. Bicchieri C. Norms in the wild: How to diagnose, measure, and change social norms. New
718 York: Oxford University Press; 2017.

- 719 39. Bicchieri C, Jiang T, Lindemans JW. A Social Norms Perspective on Child Marriage: The
720 General Framework. 2014.
- 721 40. Bicchieri C, Mercier H. Norms and Beliefs: How Change Occurs. The Jerusalem
722 Philosophical Quarterly. 2014;63 (60-82).
- 723 41. Mackie G, Moneti F, Shakya H, Denny E. What are social norms? How are they measured.
724 University of California at San Diego-UNICEF Working Paper, San Diego. 2015.
- 725 42. Mackie G. Ending footbinding and infibulation: A convention account. American
726 Sociological Review. 1996:999-1017.
- 727 43. Mackie G. Female genital cutting: The beginning of the end. In: Shell-Duncan B, Hernlund
728 Y, editors. Female "Circumcision" in Africa: Culture, Controversy, and Change. Boulder, Colorado:
729 Lynne Rienner Publishers; 2000. p. 253-82.
- 730 44. Shell-Duncan B, Naik R, Feldman-Jacobs C. A state-of-the-art synthesis on female genital
731 mutilation/cutting. What do we know now? October 2016. Evidence to End FGM/C: Research to
732 Help Women Thrive [Internet]. 2016. Available from:
733 <http://www.popcouncil.org/EvidencetoEndFGM-C>.
- 734 45. Center for Development and Population Activities-Egypt. The Positive Deviance Approach
735 in Female Genital Mutilation Eradication. Final end-of-project report for Promoting Women in
736 Development (PROWID). Cairo, Egypt: Center for Development and Population Activities; 1999.
- 737 46. Tostan. Ending Female Genital Cutting in the Kolda Region. Final end-of-project report for
738 Promoting Women in Development (PROWID). Cairo, Egypt: Center for Development and
739 Population Activities; 1999.
- 740 47. Berg RC, Denison E. Interventions to reduce the prevalence of female genital
741 mutilation/cutting in African countries. Campbell Systematic Reviews. 2012;8(9):1-155.

- 742 48. Marcus R, Page E. Changing discriminatory norms affecting adolescent girls through
743 communication activities – A review of evidence. London: Overseas Development Institute.; 2014.
- 744 49. Boddy J. Womb as oasis: the symbolic context of pharaonic circumcision in rural Northern
745 Sudan. *American Ethnologist*. 1982;9(4):682-98.
- 746 50. Gruenbaum E. Socio-cultural dynamics of female genital cutting: research findings, gaps,
747 and directions. *Culture, Health & Sexuality*. 2005;7(5):429-41.
- 748 51. Boddy J. The normal and the aberrant in female genital cutting: Shifting paradigms. HAU:
749 *Journal of Ethnographic Theory*. 2016;6(2):41-69.
- 750 52. Kabeer N. Resources, agency, achievements: Reflections on the measurement of women's
751 empowerment. *Dev Change*. 1999;30(3):435-64.
- 752 53. Muñoz Boudet AM, Petesch P, Turk C, Thumala A. On Norms and Agency: Conversations
753 about Gender Equality with Women and Men in 20 Countries. In: development. DidH, editor.
754 Washington, DC: World Bank.; 2013.
- 755 54. Yount KM, VanderEnde KE, Dodell S, Cheong YF. Measurement of Women's Agency in
756 Egypt: A National Validation Study. *Social indicators research*. 2016;128(3):1171-92.
- 757 55. Yodanis CL. Gender Inequality, Violence against Women, and Fear: A Cross-national Test
758 of the Feminist Theory of Violence against Women. *Journal of Interpersonal Violence*. 2004;19:655-
759 75.
- 760 56. Bradley K, Khor D. Toward an integration of theory and research on the status of women.
761 *Gender Soc*. 1993;7:347-78.
- 762 57. Yount KM, Crandall A, Cheong YF. Women's Age at First Marriage and Longterm
763 Economic Empowerment in Egypt. *World Development*. 2018;102:124-34.

- 764 58. Mackie G, LeJeune J. Social Dynamics of Abandonment of Harmful Practices: A new look
765 at the theory. Special Series on Social Norms and Harmful Practices, Innocenti Working Paper.
766 2009;6:2009-06.
- 767 59. Kandiyoti D. Bargaining with Patriarchy. *Gender Soc.* 1988;2(3):274-90.
- 768 60. El-Zanaty FH, Hussein EM, Shawky GA, Way AA, Kishor S. Egypt Demographic and
769 Health Survey 1995. Calverton, Maryland, USA: National Population Council/Egypt and Macro
770 International.; 1996.
- 771 61. El-Zanaty FH, Sayed HAA, Zaky HHM, Way AA. Egypt Demographic and Health Survey
772 1992. National Population Council/Egypt and Macro International.; 1993.
- 773 62. El-Zanaty FH, Way A. Egypt Interim Demographic and Health Survey 2003. Cairo, Egypt:
774 Ministry of Health and Population/Egypt, National Population Council/Egypt, El-Zanaty and
775 Associates/Egypt, and ORC Macro.; 2004.
- 776 63. El-Zanaty FH, Way AA. Egypt Demographic and Health Survey 2000. Calverton, Maryland,
777 USA: Ministry of Health and Population/Egypt, National Population Council/Egypt, and ORC
778 Macro.; 2001.
- 779 64. Alkhalaileh D, Hayford SR, Norris AH, Gallo MF. Prevalence and attitudes on female
780 genital mutilation/cutting in Egypt since criminalisation in 2008. *Culture, Health & Sexuality.*
781 2017;1-10.
- 782 65. Dalal K, Lawoko S, Jansson B. Women's attitudes towards discontinuation of female genital
783 mutilation in Egypt. *Journal of Injury and Violence Research.* 2010;2(1):41-7.
- 784 66. Fahmy A, El-Mouelhy MT, Ragab AR. Female genital mutilation/cutting and issues of
785 sexuality in Egypt. *Reproductive Health Matters.* 2010;18(36):181-90.
- 786 67. Rasheed SM, Abd-Ellah AH, Yousef FM. Female genital mutilation in Upper Egypt in the
787 new millennium. *Int J Gynaecol Obstet.* 2011;114.

- 788 68. Reig Alcaraz M, Siles González J, Solano Ruiz C. Attitudes towards female genital
789 mutilation: An integrative review. *International Nursing Review*. 2014;61(1):25-34.
- 790 69. Wodon Q, Yedan A, Leye E. Female genital cutting in Egypt: drivers and potential
791 responses. *Development in Practice*. 2017;27(5):708-18.
- 792 70. United Nations. *Convention on the Elimination of All Forms of Discrimination against*
793 *Women*. New York: United Nations; 2017.
- 794 71. Salem R, Shah S. Correlates of Kin Marriage in Egypt, Jordan, and Tunisia. *Economic*
795 *Research Forum Working Paper 10672016*.
- 796 72. Afifi M. Women's empowerment and the intention to continue the practice of female genital
797 cutting in Egypt. *Archives of Iranian Medicine (AIM)*. 2009;12(2).
- 798 73. Sonneveld N. Divorce Reform in Egypt and Morocco: Men and Women Navigating Rights
799 and Duties. *Islamic Law and Society*. 2018;26(1-2):149-78.
- 800 74. Assaad R, Krafft C, Selwaness I, editors. *The Impact of Marriage on Women's Employment*
801 *in the Middle East and North Africa*. *Economic Research Forum Working Paper Series*; 2017.
- 802 75. Haghghat E. Social Status and Change: The question of access to resources and women's
803 empowerment in the Middle East and North Africa. *Journal of International Women's Studies*.
804 2013;14(1):273.
- 805 76. Kravdal Ø. Education and fertility in sub-Saharan Africa: Individual and community effects.
806 *Demography*. 2002;39(2):233-50.
- 807 77. Ministry of Health and Population [Egypt], El-Zanaty and Associates [Egypt], ICF
808 International. *Egypt Demographic and Health Survey 2014*. Cairo, Egypt and Rockville, Maryland,
809 USA: Ministry of Health and Population and ICF International; 2015.
- 810 78. Aubel J. " Dialogue to Promote Change from Within: A Grandmother-inclusive &
811 Intergenerational Approach to Promote Girls' Health and Well-being and to Eliminate FGM": a

- 812 Project Implemented by World Vision in Velingara, Senegal with Technical Assistance from The
813 Grandmother Project (GMP): Grandmother project (GMP); 2010.
- 814 79. Insight I. The dynamics of social change towards the abandonment of female genital
815 mutilation/cutting in five African countries: UNICEF; 2010.
- 816 80. Jackson EF, Akweongo P, Sakeah E, Hodgson A, Asuru R, Phillips JF. Inconsistent
817 reporting of female genital cutting status in northern Ghana: Explanatory factors and analytical
818 consequences. *Studies in Family Planning*. 2003;34(3):200-10.
- 819 81. Klouman E, Manongi R, Klepp KI. Self-reported and observed female genital cutting in
820 rural Tanzania: Associated demographic factors, HIV and sexually transmitted infections. *Tropical*
821 *Medicine & International Health*. 2005;10(1):105-15.
- 822 82. Hu L, Bentler PM. Cutoff criteria for fit indexes in covariance structure analysis:
823 Conventional criteria versus new alternatives. *Structural Equation Modeling: A Multidisciplinary*
824 *Journal*. 1999;6(1):1-55.
- 825 83. Steiger JH. Understanding the limitations of global fit assessment in structural equation
826 modeling. *Personality and Individual Differences*. 2007;42(5):893-8.
- 827 84. Kline RB. *Principles and practice of structural equation modeling*: Guilford publications;
828 2015.
- 829 85. Reilly T. A necessary and sufficient condition for identification of confirmatory factor
830 analysis Models of factor complexity one. *Sociological Methods & Research*. 1995;23(4):421-41.
- 831 86. Gage AJ, Van Rossem R. Attitudes toward the discontinuation of female genital cutting
832 among men and women in Guinea. *International Journal of Gynecology & Obstetrics*.
833 2006;92(1):92-6.
- 834 87. Sagna ML. Gender differences in support for the discontinuation of female genital cutting in
835 Sierra Leone. *Culture, Health & Sexuality*. 2014;16(6):603-19.

- 836 88. El-Gibaly O, Ibrahim B, Mensch BS, Clark WH. The decline of female circumcision in
837 Egypt: Evidence and interpretation. *Social Science & Medicine*. 2002;54(2):205-20.
- 838 89. Barber JS, Murphy SA, Axinn WG, Maples J. 6. Discrete-Time Multilevel Hazard Analysis.
839 *Sociological Methodology*. 2000;30(1):201-35.
- 840 90. Browning CR, Leventhal T, Brooks-Gunn J. Neighborhood context and racial differences in
841 early adolescent sexual activity. *Demography*. 2004;41(4):697-720.
- 842 91. Stewart CH. *Multilevel Modelling of Event History Data: Comparing Methods Appropriate*
843 *for Large Datasets*: University of Glasgow; 2010.
- 844 92. STATA Corp. *Stata Statistical Software: Release 14*. College Station, TX: StataCorp LP; 2015.
- 845 93. Reardon SF, Brennan RT, Buka SL. Estimating multi-level discrete-time hazard models
846 using cross-sectional data: Neighborhood effects on the onset of adolescent cigarette use.
847 *Multivariate Behavioral Research*. 2002;37(3):297-330.
- 848 94. Westreich D, Greenland S. The table 2 fallacy: presenting and interpreting confounder and
849 modifier coefficients. *American journal of epidemiology*. 2013;177(4):292-8.
- 850 95. Mackie G. Female genital cutting: A harmless practice? *Medical Anthropology Quarterly*.
851 2003;17(2):135-58.
- 852 96. Preacher KJ, Curran PJ, Bauer DJ. Computational tools for probing interactions in multiple
853 linear regression, multilevel modeling, and latent curve analysis. *Journal of Educational and*
854 *Behavioral Statistics*. 2006;31(4):437-48.
- 855 97. Pullum T. 2013. Available from:
856 <http://userforum.dhsprogram.com/index.php?t=msg&th=4452&start=0&>.
- 857 98. Kravdal Ø. A simulation-based assessment of the bias produced when using averages from
858 small DHS clusters as contextual variables in multilevel models. *Demographic Research*. 2006;15:1-
859 20.

- 860 99. Yount KM, Crandall A, Cheong YF, Osypuk T, Naved RT, Bates LM, et al. Child Marriage
861 and Intimate Partner Violence in Rural Bangladesh: A Multilevel Longitudinal Analysis.
862 Demography. 2016;53(6):1821-52.
- 863 100. Diop NJ, Askew I. The effectiveness of a community-based education program on
864 abandoning female genital mutilation/cutting in Senegal. Studies in Family Planning. 2009;40(4):307-
865 18.
- 866

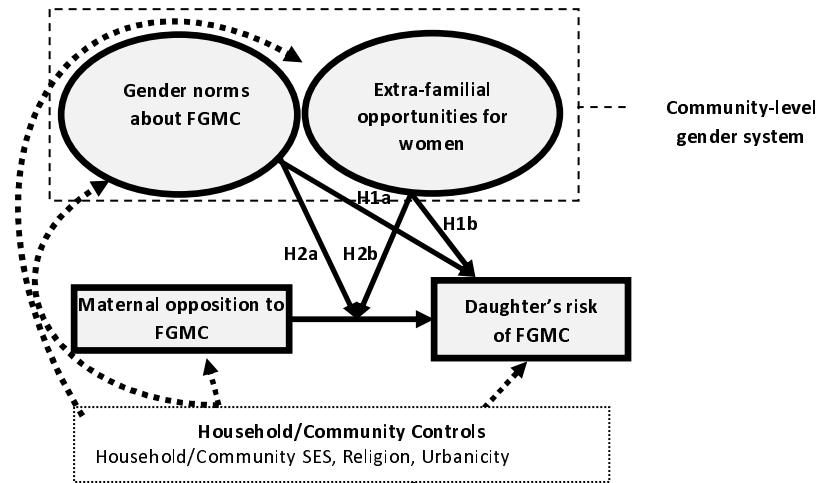


Fig 1. Multilevel influences on FGMC: Conceptual framework

Bolded arrows show relationships of interest. Dashed arrows show associations that we will control.

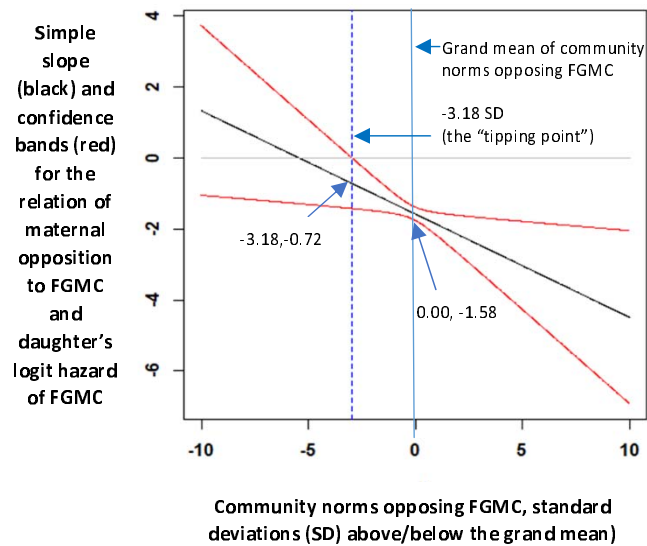


Fig 2 Predicted logit hazard of FGMC for the age-risk-set 2–11 years, Egypt 2014

Estimated logit hazards are generated from Table 3, Model 4 as a function of maternal opposition to FGMC at different levels of community norms opposing FGMC

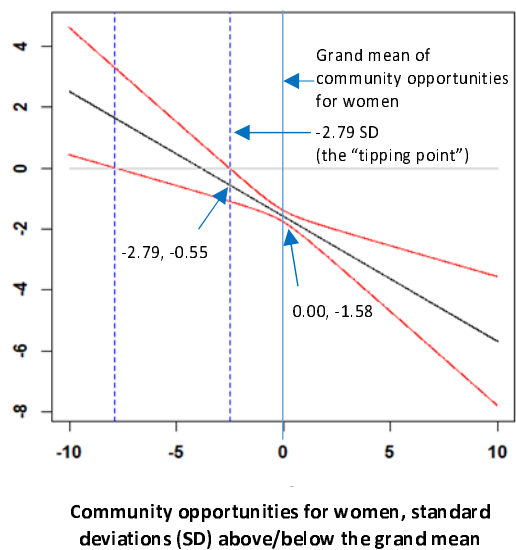


Fig 3 Predicted logit hazard of FGMC for the age-risk-set 2–11 years, Egypt 2014

Fig 3 Legend. Estimated logit hazards are generated from Table 3, Model 4 as a function of maternal opposition to FGMC at different levels of community opportunity for women.