

Acceptance of COVID-19 Vaccine in Pakistan Among Health Care Workers

Dr. Asmara Malik¹, Dr. Jahanzeb Malik², Dr. Uzma Ishaq³

1 Department of Community Medicine, Army Medical College, National University of Medical Sciences, Rawalpindi, 46000, Pakistan

2 Department of Cardiology, Rawalpindi Institute of Cardiology, Rawalpindi, 46000, Pakistan

3 Department of Hematology, Foundation University Medical College, Islamabad, 44000, Pakistan

Corresponding Author

Dr. Jahanzeb Malik, Senior Registrar Cardiology, Rawalpindi Institute of Cardiology, Rawal Road, Rawalpindi, 46000, Pakistan

Heartdoc86@gmail.com

Contact # +923215668347

Conflict of Interest: None to declare

Funding: None to declare

Author Roles: AM: concept, first and final draft; JM: concept, first and final draft, methodology, statistical analysis; UI: Supervision, concept, methodology, data collection supervision. All authors read and approved this draft.

Abstract

Objective

Acceptance of the COVID-19 vaccine will impart a pivotal role in eradicating the virus. In Pakistan, health care workers (HCWs) are the first group to receive vaccination. This survey aimed at the level of acceptance to the COVID-19 vaccine and predictors of non-acceptance in HCWs.

Method

This was a cross-sectional study design and data were collected through 3rd December 2020 and February 14th, 2021. An English questionnaire was distributed through social media platforms and administration of affiliate hospitals along with snowball sampling for private hospitals.

Results

Out of 5,237 responses, 3,679 (70.25%) accepted COVID-19 vaccination and 1,284 (24.51%) wanted to delay until more data was available. Only 0.05% of HCWs rejected being vaccinated. Vaccine acceptance was more in young (76%) and female gender (63.3%) who worked in a tertiary care hospital (51.2%) and were direct patient care providers (61.3%). The reason for rejection in females was doubtful vaccine effectiveness (31.48%) while males rejected due to prior COVID-19 exposure (42.19%) and side effect profile of the vaccine (33.17%). Logistic regression analysis demonstrated age between 51-60 years, female gender, Pashtuns, those working in the specialty of medicine and allied, taking direct care of COVID-19 patients, higher education, and prior COVID-19 infection as the predictors for acceptance or rejection of COVID-19 vaccine.

Conclusion

A high overall acceptance rate was observed among HCWs, favoring a successful nationwide vaccination program in Pakistan.

Keywords: COVID-19, vaccine acceptance, health care workers

Introduction

The novel coronavirus disease 2019 (COVID-19) was declared as a global pandemic and an emergency was initiated by World Health Organization (WHO) on 30th January 2020^[1]. The outbreak revealed itself as clusters of pneumonia of unknown etiology in China^[2]. A systematic review has outlined a severe form of the disease in 20% of the affected individuals with a mortality rate of 3%^[3]. As of February 2021, COVID-19 has affected 108 million people worldwide, leading to 2.38 million deaths^[4] while Pakistan reported 560,000 cases and 12,218 deaths^[5]. Hence, in addition to social distancing measures and personal protective equipment^[6], there is a vital need to be vaccinated for COVID-19 to curb community transmission of COVID-19 in Pakistan.

Health care workers (HCWs) have an important part in educating the general public about the source of the vaccine and its implications in the coming years^[7]. In Pakistan, HCWs are being prioritized for an early Chinese-based COVID-19 vaccination program^[8]. This is being mandated throughout the West, prioritizing high-risk groups, and HCWs being recognized as such.

Therefore, it is vital to consider HCW attitudes towards the COVID-19 vaccine as it will lead to a better dissemination of knowledge among the general public.

Methods

Study Design and Sampling

This study was a cross-sectional design to assess the acceptability of HCWs towards the COVID-19 vaccination program in Pakistan. An English questionnaire was designed on Google Forms from a previous study and modified for HCWs. No identifying information was collected in the survey. The Foundation University Ethical Review Committee approved the study design (Number: FFH/51/DCA/2020).

The questionnaire was distributed on social media platforms and a large coverage was made available by our affiliate institutes in major cities of Pakistan. Snowball sampling was also encouraged for dissemination of the survey questionnaire in primary care and private hospitals. Data were collected through 3rd December 2020 and February 14th, 2021. Informed consent was taken before final form submission and all adults (age ≥ 18 years) working as HCW were considered eligible to participate in the survey. Incomplete questionnaires were excluded from the final analysis.

Study Variables and Measures

Demographic data was presented on the first page of the survey questionnaire. It included age, gender, ethnicity, marital status, type of designated work, education, type of medical facility, chronic medical conditions, and prior COVID-19 infection. To assess the acceptance of the COVID-19 vaccine, the respondents were provided the brand name and effectiveness of the vaccine (CanSino Biologics, Tianjin, China; 65.7% effective in preventing symptomatic cases). Respondents were given a question of whether they would accept the above-labeled vaccine as yes or no. As for demographic variables, age was grouped into five categories (18-30, 31 – 40, 41 – 50, 51 – 60, >61 years old); ethnicity was grouped as Punjabi, Sindhi, Balochi, Pashtun, or

other; and designation of work was divided into direct patient care providers (Specialists, general practitioners, medical students, and nursing staff) and non-patient care providers (hospital supporting staff, administration, and pharmacists). Type of education and specialty were broken down into medicine/allied, surgery/allied, diagnostics, or other. Place of work was designated as either a tertiary care hospital, primary care center, or a private clinic.

Statistical analysis

For analysis of the data, Statistical Package for Social Sciences (SPSS) version 26 (IBM, Armonk, NY, USA.) was used and logistic regression was employed to determine the predictors of HCWs acceptance of COVID-19 vaccine. Univariate analysis was done for unadjusted estimate of odds ratio (OR) and multivariate analysis for adjusted OR. A p-value of less than 0.05 was considered statistically significant.

Results

Respondent Demographics

We received 5,381 responses. One-hundred and forty-four were excluded because of the incomplete survey questionnaire. A total of 5,237 responses were included in this study. More than two-thirds of the respondents were younger than 50 years (76%) and 63.3% were females who had either a bachelor's (28.2%) or a master's degree (11.6%). Overall, 51.2% of respondents worked in tertiary care hospitals and 61.3% were direct patient care providers. The majority of the responses were received from Punjab (43.1%) in the specialty of medicine and allied (37.9%). Sixty-three percent had a history of COVID-19 disease before this survey.

Vaccine Acceptance and Predictors

Out of 5,237 respondents, 3,679 (70.2%) accepted the vaccination process while only 274 (0.05%) rejected it. One-fourth of the HCW's would review data on COVID-19 vaccine before moving further with the vaccine (24.5%). This is expressed in **Figure 1**. There was a significant association between vaccine acceptance and respondent demographics. Respondent demographic details, chronic medical conditions, and percent acceptance of COVID-19 vaccine are presented in **Table 1** along with adjusted and unadjusted response variables.

Acceptance rates of COVID-19 vaccination increased with increasing age. In the 18-30 age group, 64.6% of the respondents accepted the COVID-19 vaccine which increased to 71.2% in 31-40 years and 91.2% in 51-60 years. Other factors predictive of vaccine acceptance were female gender and single relationship status. The female gender had a higher vaccine acceptance (80.7%) as well as those with a single relationship status (71.9%). A marked difference was seen in the vaccine acceptance among different ethnic groups. Pashtuns (85.2%) had the highest COVID-19 vaccine acceptance while Balochi's had the lowest acceptance rate (36.1%). Vaccine

acceptance varied among various specialties in healthcare. Those working in the specialty of medicine and allied (91.9%), in primary and tertiary healthcare settings (75% and 74.7%) had the highest vaccine acceptance and HCW's with no direct patient contact had a high refusal rate (55.8%).

Among the two genders, there were different reasons for rejection of the COVID-19 vaccine (**Figure 2**). Females had religious concerns (2.3%) as compared to males (1%) and they were not convinced about the effectiveness of the vaccine (31.48%). The males not willing for the COVID-19 vaccine had prior COVID-19 infection (42.1%) and they were not sure about the side effects of the vaccine (33.1%). Logistic regression analysis demonstrated age between 51-60 years, female gender, Pashtuns, those working in the specialty of medicine and allied, taking direct care of COVID-19 patients, higher education, and prior COVID-19 infection as the predictors for acceptance or rejection of COVID-19 vaccine (**Figure 3**).

Discussion

As the COVID-19 pandemic has overwhelmed health systems around the world, Pakistan has been spared the worst of this disease's high mortality. With its younger population and early adherence with mask and social distancing mandates, Pakistan's cases have been lower than the developed countries. Other South Asian countries, having similar socioeconomic and demographic characteristics to Pakistan have fared worse in terms of COVID-19-associated morbidity and mortality.^[9-11] In contrast to Pakistan's difficult history in controlling Polio, due to vaccine reluctance in many of its endemic regions^[12-14], our study results seem to indicate that COVID-19 vaccination did not elicit such hesitancy prior to mass vaccination efforts by the government.^[15]

The importance of healthcare workers in being strong advocates for eliminating vaccine hesitancy among vulnerable populations has previously been recognized by the WHO.^[16] Recent evidence from research into this population subgroup shows that vaccine hesitancy in healthcare workers is often the result of lack of information regarding the vaccines, lack of confidence in communicating information about vaccines to parents and concerned family members, lack of trust in government authorities providing the vaccine and influence of social media posts on their decision making process.^[7,17-19]

The incidence of COVID-19 in Pakistani HCWs, particularly in the population subset of our study, was consistent with other countries. This may indicate the need for more robust infection control practices in healthcare facilities on a global scale.^[10,20] It also reflected a reduced lack of risk perception, especially by male HCWs, who felt decreased need for COVID-19 vaccination in light of a previous infection. This is consistent among HCWs worldwide due to the limited

data available about the severity of COVID-19 re-infection^[21] and long-term health impairment even after recovery from COVID-19.^[22]

In contrast to a study of US healthcare workers^[23], where HCW identifying as female were less likely to accept the COVID-19 vaccine as compared to male HCWs, our study found female HCWs to be more accepting of vaccination. Furthermore, similar to the findings of their study, we found HCWs in direct patient care to be more accepting of vaccination against COVID-19 compared to those HCWs who were involved in indirect patient care. Acceptability by age in our study was higher among the 51-60 years' group, which is similar to other studies where increasing age and education are both positive factors in vaccine acceptance.^[17,24,25]

The variation in hesitancy by ethnicity showed a marked difference from previously performed studies in Pakistan, where Khyber Pakhtunkhwa has often been singled as being more vaccine resistant than the rest of the country.^[13] However, our study showed that HCWs of Pashtun ethnicity were more likely to get vaccinated compared to their counterparts from other provinces of Pakistan.

Being a predominantly Muslim country, religion has often been a strong factor in rejecting vaccination for various vaccine preventable diseases in Pakistan, with many citing the contents of the vaccines to be non-compliant to Sharia law and therefore religiously unacceptable to them.

^[12,13,26,27] These findings were also reflected in our study, even among highly educated HCWs, particularly those who were female. However, recent public statements by major Islamic organizations have outlined that no such incompatibility exists^[14].

Although, not directly addressed in our study, one important aspect of COVID-19 vaccine hesitancy in Pakistan, was the impact of social media as a source of information for HCWs during this pandemic. Social media posts have been implicated in similar studies carried out in

Muslim majority Middle Eastern countries.^[17,28] Combatting this ‘infodemic’ with timely, evidence based communication is necessary to ensure that misinformation does not hamper national vaccination efforts^[29].

A major strength of our study was the robust sample size of HCWs who responded to the questionnaire and this survey represents a diverse group of individuals working as health care providers. However, there were some limitations to this study. A snowball sampling method could have created a selection and social desirability bias among HCWs. Furthermore, English questionnaire can produce a selection bias towards English-literate HCWs, particularly those active on social media. Despite these limitations, an overall positive response to vaccine acceptability is a positive sign towards attaining herd immunity worldwide, and increasing information and health communication from healthcare workers to the general population will decrease hesitancy towards COVID-19 vaccines.

Conclusion

Acceptance of COVID-19 vaccine in Pakistan is influenced by the evidence of vaccine effectiveness and while the acceptability among HCWs in Pakistan is higher than other surveys, a clear communication by the government, using the experience of HCWs as trusted sources of medical information, is needed to ensure the success of a national vaccination strategy.

References

1. WHO WHO. Novel Coronavirus (2019-nCoV) SITUATION REPORT - 1 21 JANUARY 2020 [Internet]. Available from: https://www.who.int/docs/default-source/coronaviruse/situation-reports/20200121-sitrep-1-2019-ncov.pdf?sfvrsn=20a99c10_4
2. Clinical features of patients infected with 2019 novel coronavirus in Wuhan, China - The Lancet [Internet]. Available from: [https://www.thelancet.com/journals/lancet/article/PIIS0140-6736\(20\)30183-5/fulltext](https://www.thelancet.com/journals/lancet/article/PIIS0140-6736(20)30183-5/fulltext)
3. Rodriguez-Morales AJ, Cardona-Ospina JA, Gutiérrez-Ocampo E, Villamizar-Peña R, Holguin-Rivera Y, Escalera-Antezana JP, et al. Clinical, laboratory and imaging features of COVID-19: A systematic review and meta-analysis. *Travel Med Infect Dis* 2020;34:101623.
4. WHO Coronavirus Disease (COVID-19) Dashboard | WHO Coronavirus Disease (COVID-19) Dashboard [Internet]. Available from: <https://covid19.who.int/>
5. Center NCO. National Command Operation Center [Internet]. Available from: <https://ncoc.gov.pk/>
6. Javed N, Khawaja H, Malik J, Ahmed Z. Endocrine dysfunction in psychology during social distancing measures. *Bratisl Lek Listy* 2020;121(12):878–80.
7. Paterson P, Meurice F, Stanberry LR, Glismann S, Rosenthal SL, Larson HJ. Vaccine hesitancy and healthcare providers. *Vaccine* [Internet] 2016;34(52):6700–6. Available from: <https://www.sciencedirect.com/science/article/pii/S0264410X1630977X>
8. Pakistan Starts COVID-19 Inoculation Drive | Voice of America - English [Internet]. Available from: <https://www.voanews.com/covid-19-pandemic/pakistan-starts-covid-19-inoculation-drive>
9. Health experts baffled by drop in Pakistan’s Covid-19 cases [Internet]. Health Experts Baffled Drop Pak. Covid-19 Cases Available from: <https://www.trtworld.com/life/health-experts-baffled-by-drop-in-pakistan-s-covid-19-cases-39407>
10. Nawaz A, Su X, Barkat MQ, Asghar S, Asad A, Basit F, et al. Epidemic Spread and Its Management Through Governance and Leadership Response Influencing the Arising Challenges Around COVID-19 in Pakistan—A Lesson Learnt for Low Income Countries With Limited Resource. *Front Public Health* [Internet] 2020;8. Available from: <https://www.ncbi.nlm.nih.gov/pmc/articles/PMC7758222/>
11. Covid-19 Legislation - Pakistan [Internet]. Available from: <https://sites.google.com/view/covid-19-legislation/home/pakistan>
12. Polio vaccination controversy in Pakistan - The Lancet [Internet]. Available from: [https://www.thelancet.com/journals/lancet/article/PIIS0140-6736\(19\)32101-4/fulltext](https://www.thelancet.com/journals/lancet/article/PIIS0140-6736(19)32101-4/fulltext)

13. Shah SFA, Ginossar T, Weiss D. “This is a Pakhtun disease”: Pakhtun health journalists’ perceptions of the barriers and facilitators to polio vaccine acceptance among the high-risk Pakhtun community in Pakistan. *Vaccine* 2019;37(28):3694–703.
14. Islamic Advisory Group (IAG) Appreciates Pakistan’s Resolve to End Polio from the Country [Internet]. Available from: <https://www.endpolio.com.pk/media-room/media-releases/618-islamic-advisory-group-iag-appreciates-pakistan-s-resolve-to-end-polio-from-the-country>
15. Phase II: Pakistan to start vaccinating citizens over 65 years on receiving 2.8m doses around March 2, says SAPM - DAWN.COM [Internet]. Available from: <https://www.dawn.com/news/1608067>
16. Butler R, MacDonald NE. Diagnosing the determinants of vaccine hesitancy in specific subgroups: The Guide to Tailoring Immunization Programmes (TIP). *Vaccine* [Internet] 2015;33(34):4176–9. Available from: <https://linkinghub.elsevier.com/retrieve/pii/S0264410X15005022>
17. Elbarazi I, Al-Hamad S, Alfalasi S, Aldhaheeri R, Dubé E, Alsuwaidi AR. Exploring vaccine hesitancy among healthcare providers in the United Arab Emirates: a qualitative study. *Hum Vaccines Immunother* 2020;1–8.
18. Harapan H, Wagner AL, Yufika A, Winardi W, Anwar S, Gan AK, et al. Acceptance of a COVID-19 Vaccine in Southeast Asia: A Cross-Sectional Study in Indonesia. *Front Public Health* [Internet] 2020;8:381. Available from: <https://www.frontiersin.org/article/10.3389/fpubh.2020.00381/full>
19. Kabamba Nzaji M, Kabamba Ngombe L, Ngoie Mwamba G, Banza Ndala DB, Mbidi Miema J, Luhata Lungoyo C, et al. Acceptability of Vaccination Against COVID-19 Among Healthcare Workers in the Democratic Republic of the Congo. *Pragmatic Obs Res* [Internet] 2020; Volume 11:103–9. Available from: <https://www.dovepress.com/acceptability-of-vaccination-against-covid-19-among-healthcare-workers-peer-reviewed-article-POR>
20. Abid K, Bari YA, Younas M, Tahir Javaid S, Imran A. Progress of COVID-19 Epidemic in Pakistan. *Asia Pac J Public Health* [Internet] 2020;32(4):154–6. Available from: <http://journals.sagepub.com/doi/10.1177/1010539520927259>
21. Reinfection of COVID-19 in Pakistan: A First Case Report [Internet].; Available from: <https://www.ncbi.nlm.nih.gov/pmc/articles/PMC7689968/>
22. Lopez-Leon S, Wegman-Ostrosky T, Perelman C, Sepulveda R, Rebolledo PA, Cuapio A, et al. More than 50 Long-term effects of COVID-19: a systematic review and meta-analysis. *medRxiv* [Internet] 2021; Available from: <https://www.ncbi.nlm.nih.gov/pmc/articles/PMC7852236/>
23. Shekhar R, Sheikh AB, Upadhyay S, Singh M, Kottewar S, Mir H, et al. COVID-19 Vaccine Acceptance among Health Care Workers in the United States. *Vaccines* [Internet] 2021;9(2):119. Available from: <https://www.mdpi.com/2076-393X/9/2/119>

24. Karafillakis E, Dinca I, Apfel F, Cecconi S, Würz A, Takacs J, et al. Vaccine hesitancy among healthcare workers in Europe: A qualitative study. *Vaccine* 2016;34(41):5013–20.
25. Sallam M. COVID-19 vaccine hesitancy worldwide: a systematic review of vaccine acceptance rates. :34.
26. Murakami H, Kobayashi M, Hachiya M, Khan ZS, Hassan SQ, Sakurada S. Refusal of oral polio vaccine in northwestern Pakistan: a qualitative and quantitative study. *Vaccine* 2014;32(12):1382–7.
27. Khattak FA, Rehman K, Shahzad M, Arif N, Ullah N, Kibria Z, et al. Prevalence of Parental refusal rate and its associated factors in routine immunization by using WHO Vaccine Hesitancy tool: A Cross sectional study at district Bannu, KP, Pakistan. *Int J Infect Dis IJID Off Publ Int Soc Infect Dis* 2020;104:117–24.
28. Sallam M, Dababseh D, Eid H, Al-Mahzoum K, Al-Haidar A, Taim D, et al. High Rates of COVID-19 Vaccine Hesitancy and Its Association with Conspiracy Beliefs: A Study in Jordan and Kuwait among Other Arab Countries. *Vaccines* [Internet] 2021;9(1). Available from: <https://www.ncbi.nlm.nih.gov/pmc/articles/PMC7826844/>
29. Infodemic [Internet].; Available from: <https://www.who.int/health-topics/infodemic>

| Variable | n (%) | Accept | Unadjusted | Adjusted |
|-----------------|--------------|---------------|-------------------|-----------------|
|-----------------|--------------|---------------|-------------------|-----------------|

| | 5237 | vaccine at 65.7% efficiency n (%) 3679 | | | | |
|------------------|--------------|---|------------------------|---------------------|-------------------------|---------------------|
| | | | OR (95% CI) | p- value | aOR (95% CI) | p- value |
| Age | | | | | | |
| 18-30 | 1,294(24.7%) | 837 (64.6%) | 0.93(0.49- 1.81) | 0.536 | 1.21(0.55- 2.17) | 0.707 |
| 31-40 | 1,912(36.5%) | 1,362 (71.2%) | 0.36(0.18- 0.84) | 0.012 | 0.48(0.19- 1.25) | 0.053 |
| 41-50 | 775(14.8%) | 392(50.5%) | 1.79(0.23- 2.76) | 0.465 | 1.93(0.27- 3.01) | 0.621 |
| 51-60 | 911(17.4%) | 831(91.2%) | 0.61(0.21- 1.81) | 0.001 | 0.54(0.19- 1.67) | 0.003* |
| ≥61 | 345(6.6%) | 257(74.4%) | 0.72(0.36- 0.91) | 0.800 | 0.80(0.41- 0.97) | 0.782 |
| Gender | | | | | | |
| Male | 1,922(36.7%) | 1,002(52.4%) | 1.45(1.01- 2.58) | 0.387 | 1.34(1.41- 2.98) | 0.551 |
| Female | 3,315(63.3%) | 2,678(80.7%) | 0.94(0.51- 1.07) | 0.041 | 0.26(0.21- 1.24) | 0.044* |
| Ethnicity | | | | | | |

| | | | | | | |
|-----------------------|--------------|--------------|-----------------|-------|-----------------|--------|
| Punjabi | 2258(43.1%) | 1,742(43.3%) | 1.35(0.33-5.62) | 0.365 | 1.72(0.47-6.98) | 0.418 |
| Sindhi | 718(13.7%) | 358(49.8%) | 1.27(0.54-1.76) | 0.178 | 1.21(0.23-1.88) | 0.192 |
| Balochi | 597(11.4%) | 216(36.1%) | 0.87(0.21-1.29) | 0.876 | 0.99(0.37-2.56) | 0.717 |
| Pashtun | 1,366(26.1%) | 1,165(85.2%) | 0.26(0.17-1.86) | 0.012 | 0.19(0.11-2.76) | 0.010* |
| Other | 298(5.7%) | 198(66.4%) | 1.03(0.43-1.87) | 0.893 | 1.23(0.61-1.92) | 0.896 |
| Marital Status | | | | | | |
| Single | 3,891(74.3%) | 2,798(71.9%) | 0.62(0.12-0.78) | 0.005 | 0.54(0.11-0.82) | 0.001* |
| Married | 1,346(25.7%) | 881(65.4%) | 1.30(0.72-2.38) | 0.184 | 1.75(0.87-5.06) | 0.261 |
| Specialty | | | | | | |
| Medicine/Allied | 1,985(37.9%) | 1,825(91.9%) | 0.99(0.60-1.54) | 0.001 | 0.83(0.51-1.26) | 0.001* |
| Surgery/Allied | 1,158(22.1%) | 971(83.8) | 0.76(0.53-1.39) | 0.054 | 0.48(0.13-1.70) | 0.091 |
| Diagnostics | 1,340(25.6%) | 537(40%) | 0.86(0.37-2.03) | 0.365 | 1.04(0.53-2.04) | 0.603 |
| Other | 754(14.4%) | 346(45.8%) | 1.34(0.93- | 0.765 | 1.37(0.83- | 0.518 |

| | | | | | | |
|---------------------------------|--------------|--------------|--------------------|-------|---------------------|--------|
| | | | 2.15) | | 2.27) | |
| Type of medical facility | | | | | | |
| Tertiary care hospital | 2682(51.2%) | 2005(74.7%) | 0.57(0.15-0.83) | 0.734 | 0.72(0.45-0.96) | 0.562 |
| Primary care hospital | 1598(30.5%) | 1200(75%) | 0.266(0.198-0.336) | 0.547 | 0.273(0.211, 0.336) | 0.235 |
| Private hospital/clinic | 957(18.2%) | 474(49.5%) | 0.257 (0.19-0.324) | 0.126 | 0.250(0.154, 0.346) | 0.611 |
| Designated work | | | | | | |
| Direct patient care provider | 3,210(61.3%) | 2,783(86.6%) | 1.67(0.88-3.06) | 0.001 | 1.39(0.80–2.41) | 0.007* |
| No direct patient contact | 2,027(38.7%) | 896(44.2%) | 0.81(0.57-1.32) | 0.198 | 1.52(0.23–3.15) | 0.216 |
| Education | | | | | | |
| Technical training | 383(7.3%) | 305(79.6%) | 1.63(0.92-2.66) | 0.614 | 2.21(1.02–4.59) | 0.354 |
| Bachelor's degree | 1,477(28.2%) | 1,206(81.6%) | 1.64(0.78-3.32) | 0.001 | 1.15(0.44–3.97) | 0.001* |
| Master's degree | 608(11.6%) | 453(74.5%) | 2.09(1.06-4.24) | 0.043 | 2.01(1.06–4.00) | 0.072 |
| Doctorate | 545(10.4%) | 211(38.7%) | 1.35(0.44- | 0.723 | 1.37(0.73– | 0.658 |

| | | | | | | |
|-------------------------------|------------|--------------|-----------------|-------|-----------------|--------|
| degree | | | 3.36) | | 2.27) | |
| | | | | | | |
| Medical conditions | | | | | | |
| None | 2,776(53%) | 1,809(65.1%) | 1.47(0.76-2.81) | 0.437 | 1.57(0.84-3.01) | 0.481 |
| DM I/II | 378(7.2%) | 309(81.7%) | 2.12(0.63-3.33) | 0.046 | 2.69(1.51-5.69) | 0.059 |
| Hypertension | 576(11%) | 427(74.1%) | 1.30(0.67-2.17) | 0.087 | 1.01(0.61-2.21) | 0.065 |
| Obesity | 681(13%) | 557(81.7%) | 0.90(0.63-1.27) | 0.092 | 1.18(0.56-2.48) | 0.130 |
| Smoking | 351(6.7%) | 254(72.3%) | 0.70(0.47-1.02) | 0.653 | 1.12(0.47-2.69) | 0.376 |
| Chronic respiratory condition | 204(3.9%) | 97(47.5%) | 0.93(0.52-1.77) | 0.093 | 1.01(0.23-4.45) | 0.047* |
| Heart disease | 120(2.3%) | 102(85%) | 1.23(0.99-1.69) | 0.043 | 1.04(0.53-2.04) | 0.021* |
| Renal failure | 68(1.3%) | 43(63.2%) | 0.91(0.56-1.23) | 0.974 | 1.37(0.83-2.27) | 0.465 |
| Cancer | 83(1.6%) | 81(97.5%) | 1.43(1.05-1.92) | 0.001 | 1.21(1.01-1.65) | 0.004* |

| | | | | | | |
|---|------------|--------------|-----------------|-------|-----------------|--------|
| Previous infection with COVID-19 | 3,299(63%) | 1,176(35.6%) | 0.88(0.41-0.99) | 0.001 | 0.43(0.27-1.08) | 0.001* |
|---|------------|--------------|-----------------|-------|-----------------|--------|

Table 1. Demographic data and logistic regression analysis demonstrating factors associated with acceptance of a COVID-19 vaccine in health care workers in Pakistan, n=5,237. Variables presented as n (%), *p-value <0.05. Diabetes mellitus (DM).

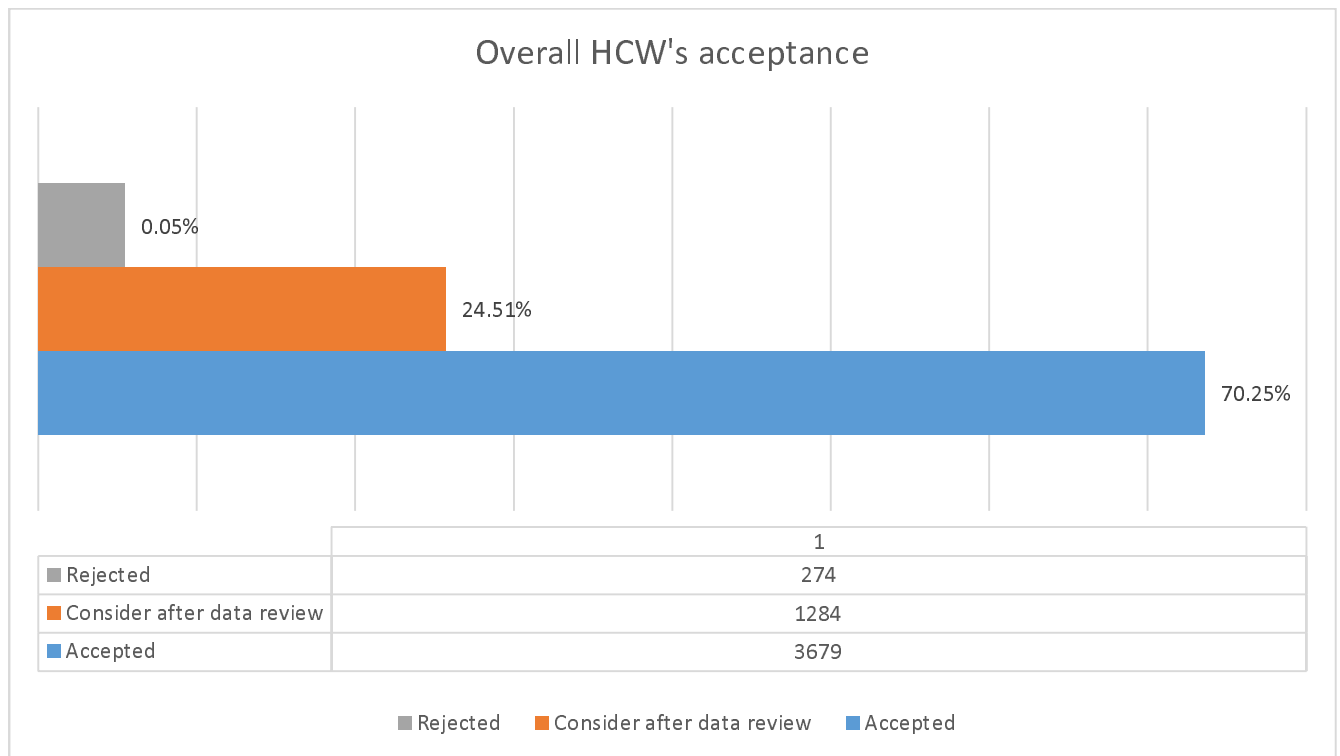


Figure 1. Overall acceptance and rejection rate among HCW's. Health care workers (HCW).

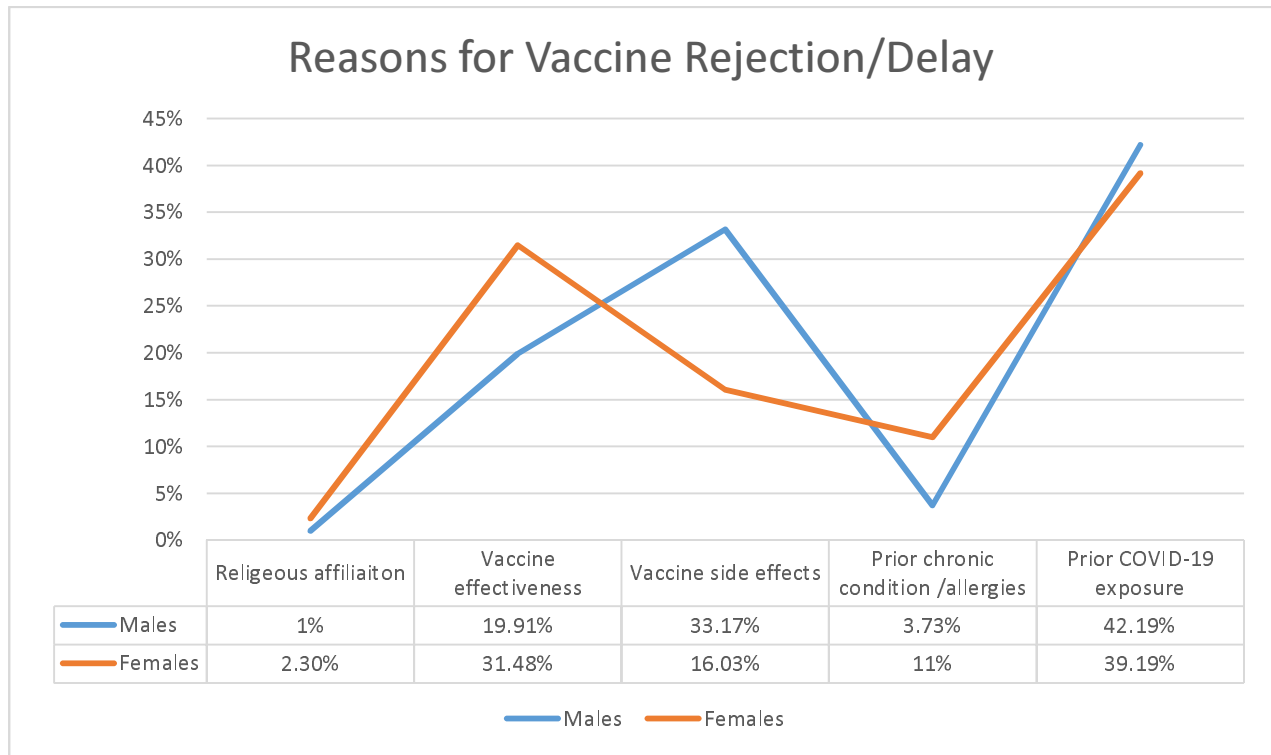


Figure 2. Views among genders regarding non-acceptance of vaccine

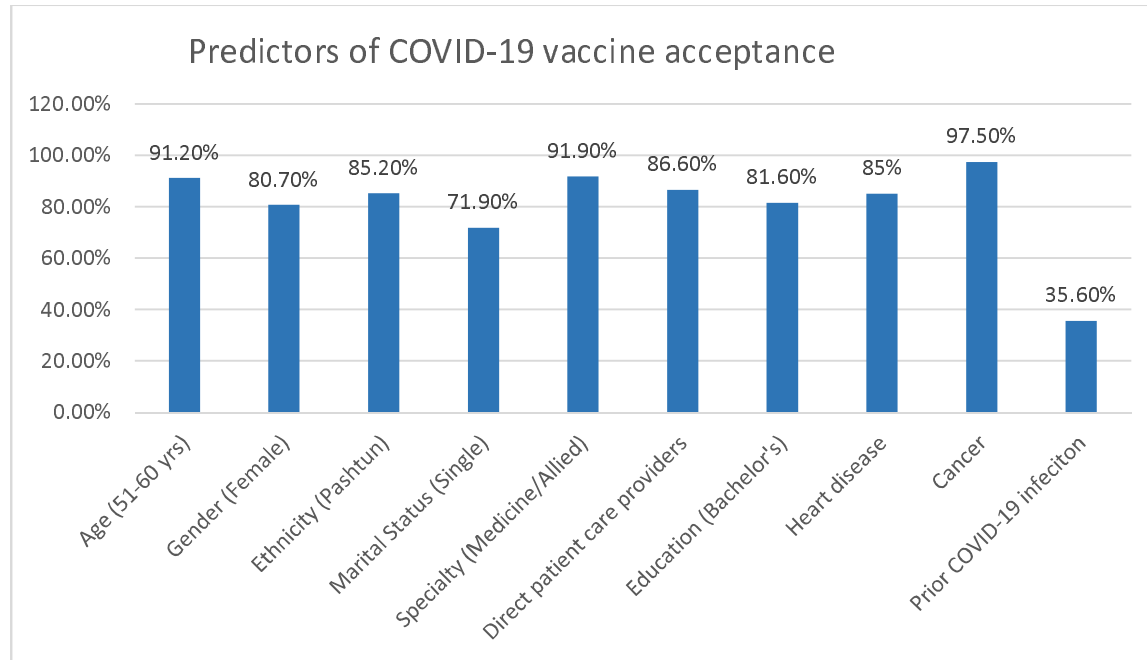


Figure 3. Logistic regression analysis demonstrating predictors for COVID-19 vaccine acceptance

Overall H. IV's acceptance



Not required

200

Can happen after other activities

1004

Mandatory


1076

Not required

Can happen after other activities

Mandatory

Reasons for Vaccine Rejection/Delay



Results for total COVID-19 vaccine completion

